37-10

OCTOBER 1960 25c

CANADIAN Homes

The New Magazine of Canadian Living

CLASSIC CANADIANA: Antique coverlets

Bushels of Baskets • Cover: Waterfall house curves around a garden



PROF J A RUSSELL CHG
740 SOUTH DR
FORT GARRY
WINNIPEG 9 MAN

THE UNIVERSITY OF MANITOBA LIBRARIES



A smart effect to add to a "Colonial Planking" floor . . . beige, standard-size tiles of "Handicraft" (H770). Interesting, "antique" drapes and a warm, brown furniture fabric round out a theme that's rich but not riotous.



For a smart casual note in a "Colonial Planking" floor use darker brown, standard-size tiles of "Jaspé" (J-725) inset at random. With an orange sofa fabric and "Moorish" drapes, there's colour without clamour.

Step elegantly into fashion with

New Colonial Planking in soft-sheen DOMINION LINOLEUM

A new flooring idea that makes it easy to give any room distinctive character, Dominion Linoleum's "Colonial Planking" has all the luxurious look of grained planks, plus the scope that only linoleum offers for mixing or matching with insets — available in 4" strips, 24" long and also in standard size tiles. This room features "Colonial Planking" in the two regular tones of brown (JP-747 and JP-748) with insets of 9" × 9" tiles in "Jaspé" (J-725) and ivory linoleum "pegs". "Handicraft" or "Marboleum" insets can be equally effective. Along with countless possibilities for exciting flooring designs, "Colonial Planking" provides linoleum's special qualities — *soft-sheen* finish, resilience, smooth easy-cleaning surface and general simplicity of upkeep.

For free illustrated guides on colour selection, installation and maintenance write to: Home Planning Dept., Dominion Oilcloth & Linoleum Co. Ltd., 2200 St. Catherine St. E., Montreal.



BY-THE-YARD FOR THE SMART SEAMLESS LOOK, OR IN TILES FOR SPECIAL EFFECTS... MARBOLEUM... DOMINION JASPE... HANDICRAFT ... BATTLESHIP ... TILECRAFT ... VINYL AND ASPHALT TILE ... MADE *ONLY* IN CANADA ... SOLD BY STYLE-SETTING CANADIAN RETAILERS.

DOMINION LINOLEUM

Dominion Oilcloth & Linoleum Co. Limited • Makers of Dominion Linoleum, Dominion Vinyl Tile, Asphalt Tile and Associated Products



GIBBARD *Anniversary* GROUPING

to celebrate our 125th anniversary . . .

The year 1960 marks the 125th anniversary of the founding of Gibbard of Napanee by John Gibbard in 1835. In celebration Gibbard presents the Anniversary series of bedroom and dining room groupings in Natural Walnut.

Gibbard dealers now have these Anniversary groupings on their floors specially priced to offer exceptional value in fine contemporary furniture.

In design, materials, construction and finish the Anniversary groupings fulfill the famous Gibbard standard of quality.

available in Natural Walnut

For set of brochures on Gibbard furniture send your address and 25c to Dept. H, The Gibbard Furniture Shops Limited, Napanee, Ontario.

1835 **GIBBARD OF NAPANEE** *1960*

LOOK TO GIBBARD FOR LEADERSHIP IN FINE FURNITURE

Elizabeth Arden's Bloom



CLEANSE your skin morning and night with the deep, pure action of Ardena Cleansing Cream.



TONE your skin in a clear, refreshing shiver of beauty with Ardena Skin Lotion's precious virtues



SMOOTH your skin with Ardena Velva Cream's fragrant, plenishing caress by day or by night



NURTURE your skin and answer its every need with Crème Extrordinaire, so true beauty may emerge

Elizabeth Arden

London • New York • Paris • Toronto

CANADIAN Homes

October, 1960

The New Magazine of Canadian Living Volume 37 Number 10 (formerly Canadian Homes and Gardens)

Editor & Publisher
GERALD ANGLIN

Managing Editor
FRANK MORITSUGU

Features Editor
STANLEY FILLMORE

Art Director
RONALD KING

Associate Editors
PETER VARLEY *Photography*
JAMES A. KNIGHT *Building & Architecture*
MARGIT BENNETT *Home Decorating*
SARA BOWSER *Editorial Production*

Assistant Editors
PETER KEAY *Special Features*
JAMES W. BACQUE *Writer*
TED FINLAY *Copy*
RAE PARKER *Art*
JOHN O'KEEFE *Writer*
JANE HALL *Art*

Gardening Editor
JANE E. LITTLE

Gardening Consultants
THELMA BOUCHER
LESLIE LAKING
LOIS WILSON
LLOYD MINSHALL

Contributing Editors
MADAME JEHANE BENOIT *Cooking*
JEANNE MINHINNICK *Canadiana*

Information Desk
DORA GREGG

Advertising Sales Manager
HUGH J. ROSSER

Assistant Advertising Sales Manager
RONALD E. O'DOHERTY

Advertising Sales Representatives, Toronto
KING GAZZARD
KEITH CARSON
ROSS SMITH

Montreal
ALLAN W. MOORE

Production Manager
S. GEORGE SMITH

Circulation Manager
GORDON RUMGAY

C. J. LAURIN, *Director*
Maclean-Hunter Magazine Division

COVER BY PETER VARLEY



Rain on the roof, or cooling rivulets from a rooftop tap, fall musically into the garden of a house that curves for privacy (page 15).

INSIDE OUR HOUSE

Inside Our House *by Gerald Anglin* . . . 4
Home Sweet Home *by Margaret E. Godfrey* . . . 5
Watching *by Fred Bodsworth* . . . 5
Time Was *by Jeanne Minhinnick* . . . 6
Lois Wilson Here *by Lois Wilson* . . . 7
Time Off *by Frank Moritsugu* . . . 8

TRAVEL by Robert Mead

Visit to an indoor mountain . . . 11
The garrison that couldn't fall, and did . . . 12
Take a preview trip to a man-made lake . . . 13

IDEA HOUSES

Curving house that climbs a slope *by James A Knight* . . . 15
A new life for a very old house *by John O'Keefe* . . . 28
Privacy in a Prairie front yard *by James A. Knight* . . . 32

SPECIAL ARTICLE

Why Not? *by Edith Corbett* . . . 19

CLASSIC CANADIANA

Legacy of Canada's looms *by Peter Keay* . . . 20
Jeanne Minhinnick talks about antiques . . . 68

DECORATING WITH A DIFFERENCE

Not so modern as it looks *by Margit Bennett* . . . 25
Baskets from faraway places *by Peter Keay* . . . 34
For $25, they made their old dining room suite look party-new *by Margit Bennett* . . . 36
Elegance for a corner window . . . 41
Pink and pretty powder room . . . 66

HOME IMPROVEMENT AND HOW-TO

How to get your furnace ready for this long, chilly winter . . . 38
Here's how to wash your dog the right way . . . 48
How to rid a house of pests that fly, crawl, walk, jump . . . 49
How to seal a concrete floor surface . . . 71

GOOD LIVING A LA BENOIT

Cooking lesson No 58: Crowd coming for cocktails? *by Madame Jehane Benoit* . . . 45

GARDENING FOR CANADIAN HOMES

Fruit, foliage and sculpture *by Jane E. Little* . . . 22
Their garden is inside the house *by Stanley Fillmore* . . . 30
Canadian gardener's calendar: October bids colorful farewell to summer . . . 51
SOUTHERN ONTARIO: Get fall planting done early *by Jane E. Little* . . . 51
THE WEST COAST: Lawns in B. C. need care this month *by John W. Neill* . . . 52
THE MARITIMES: Guard trees and shrubs from winter *by R. A. Fillmore* . . . 52
OTTAWA-MONTREAL: Mound roses before ground hardens *by R. W. Oliver* . . . 54
THE PRAIRIES: Native shrubs take on bright colors *by F. L. Skinner* . . . 54
From my garden scrapbook *by Thelma Boucher* . . . 55
Good shade trees *by Barbara and Leslie Laking* . . . 58
Real bargain in bulbs? Better compare first *by Jane E. Little* . . . 60
Show off tulips with flowering ground cover *by Jane E. Little* . . . 62
How to chop your leaves to make food for your garden *by Walter Young* . . . 64
How to store your mower during winter . . . 67

SERVICE CENTRE FOR CANADIAN HOMES

Home news about gifts and gadgets for Canadian living *by Peter Keay* . . . 77
Questions and answers about readers' problems . . . 81
Where to buy items shown in this issue . . . 82
How to buy: Handiest power tool of them all *by Vince McNamara* . . . 83
Information Desk *by Dora Gregg* . . . 85

CHANGE OF ADDRESS. Write Circulation Dept., 481 University Ave., Toronto 2, and include your former address. EDITORIAL OFFICES for submission of manuscripts, 481 University Ave., Toronto 2. (Publishers cannot be responsible for unsolicited material.) Member of Audit Bureau of Circulations. Authorized as second-class mail, Post Office Department, Ottawa. BUSINESS OFFICES: 481 University Ave., Toronto 2; 1242 Peel St., Montreal 2; 1030 West Georgia St., Vancouver 5; Maclean-Hunter Limited, 30 Old Burlington Street, London W.1, England; Cable Atabek, London; Maclean-Hunter Publishing Corporation, 341 Madison Ave., New York 17. Subscription price in Canada, one year—$2.50; two years—$4.50; three years—$6; all other countries, one year $4.50. Single copies, Canada, 25 cents. Printed and published monthly by MACLEAN-HUNTER PUBLISHING COMPANY LIMITED. Founded in 1887 by John Bayne Maclean. Horace T. Hunter, Chairman of the Board. Floyd S. Chalmers, President. Donald F. Hunter, Vice-president and Managing Director.

New way to heat with oil



It's white glove clean

VoluMetric Combustion

—a remarkable new heating development

ELIMINATES SMOKE AND SOOT
Even smoke detecting instruments show no contamination when the flame starts in a cold firebox—the most severe test you can make. No periodic furnace cleaning is needed.

STOPS STANDBY LOSS
Another serious fuel waste in conventional firing is the loss of furnace heat up the chimney when the burner stops. CUSTOM Mark II firing traps it. It saves fuel by *using* the heat—feeding it into your home instead of allowing it to escape through the flue.

SERVICE COSTS PRACTICALLY VANISH
Accumulation of soot and carbon on heating surfaces, electrodes, oil nozzles and controls cause 90% of your service troubles. Now you can be rid of them.

USES MUCH LESS FUEL
Smoke and soot are unburned fuel. Even a minute or two of smoky flame every time your burner starts can cost you plenty. CUSTOM Mark II firing is *sparkling clean from the first split second of ignition.*

NEEDS NO CHIMNEY DRAFT
In low modern houses draft problems are a major headache due to short chimneys. CUSTOM Mark II firing needs no chimney at all—merely a vent (local codes permitting). It solves *all* types of draft problems.

RESULT—MORE COMFORT, LESS COST
An owner in Spokane, Washington, writes us: "Even with the extra heat and comfort we now have, and with the season 10% colder than last, we used 323 gallons less oil, a saving of 31%."

CUSTOM Mark II oil furnaces

with VoluMetric Combustion

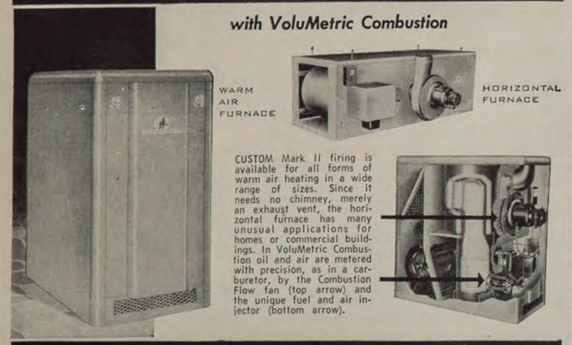

CUSTOM Mark II firing is available for all forms of warm air heating in a wide range of sizes. Since it needs no chimney, merely an exhaust vent, the horizontal furnace has many unusual applications for homes or commercial buildings. In VoluMetric Combustion oil and air are metered with precision, as in a carburetor, by the Combustion Flow fan (top arrow) and the unique fuel and air injector (bottom arrow).

When you think of heating think of CUSTOM Mark II

IRON FIREMAN

CUSTOM Mark II
Dept. 18, 80 Ward St., Toronto, Ontario
I would like more information as checked:
☐ CUSTOM Mark II furnace
☐ CUSTOM Mark II horizontal furnace for commercial heating
Name_____
Address_____
City_____ Prov._____

TIMKEN Silent Automatic



Stay-at-home editors meet with seagoing traders, cute pioneer wenches . . . and international affairs.

By GERALD ANGLIN, Editor

You never know what's going to sail up the Seaway, so the Editor wasn't too surprised when a globe-girdling trader with a piratical air hove to beside the desk and spread out fabulous treasure (above). He had baskets of every shape and size from the far corners of the world, Hong Kong to Madeira. Trailing the fellow back to the Toronto docks by the brown smudge from his pipe, Peters Keay



and Varley photographed his full, fascinating cargo — see page 35.

Then the salt in the striped sweater returned to the office, doffed his seagoing cap and again turned his piratical glare onto its accustomed enemy—typographical errors, disjointed facts, and convuluted sentences. For Ted Finlay (above) is in fact Canadian Homes' copy editor, the man who defends with his very life and a cutlass-sharp pencil the right of 840,000 readers to consume only clear, concise and accurate prose. If it's wrong, if it's muddled, Finlay is the unanimous choice of the rest of the staff as the man to lash to the mast — but he can take it. Born in Belfast to start with, he spent four years in the Canadian Army — one in training, one fighting his way to Germany, and two in hospital recovering from wounds received *in* Germany.

Before joining Canadian Homes he worked on two other publications, one a food magazine. So blame Ted, too, when we drop the eggs from a Benoit recipe. Even a pirate shouldn't do a callous thing like that.

Long-distance calls

Basket merchants drop in only rarely but every day the postman brings mail from far and near. Petty Officer William S. Baker, aboard HMCS Churchill, permanently moored at Fort Churchill, Man., writes a shocking naval confession: "Here am I a Navy Petty Officer asking you for two navy type hammocks as per your June issue." Canadian Homes was assured before publishing the paint-your-own hammock feature that the unpainted canvas kind were available in surplus stores everywhere. I was sorry that many readers across Canada had to write us for the name of a Toronto shop which does have them — but imagine the Canadian Navy being fresh out!

From Kasempa post office, Northern Rhodesia, comes an even more amazing confession, "I would like to let you know how much we enjoy your magazine," writes G. V. Press. "So much so that we have decided to come and live in your country." The thought of Canadian Homes influencing a family to uproot and move thousands of miles to a new life here, is positively unnerving. Or it was until another letter arrived, from Sweden. Frankly, editing a magazine like Canadian Homes is challenging, stimulating and a lot of fun, but I never once thought of it as having the slightest influence on world affairs. After you've read the letter from Sweden which appears in a special box on page six, you'll appreciate why this reader's letter created a momentary silence in the editorial offices of Canadian Homes.

Classic Canadiana

We've all been so busy producing features on Early Canadian furniture, houses, carving, stone crocks and so on that no one's had time to name the series. Here you see Art Director Ron King stepping into the past at



Dalziel Village, near Toronto, to help a pretty pioneer wench shake out a gorgeous red coverlet for the latest in our newly christened series, Classic Canadiana, on page 20. With this issue Ron King also steps out of Canadian Homes, I'm sorry to report, to return to England and devote his full time to painting. Our loss is Canada's too, and we hope one day he'll return.

HOME SWEET HOME



by Margaret E. Godfrey

I live happily with my husband and three children in a stimulating, pleasant and exciting world — in the suburbs! I haven't been to a coffee party in four years. I'm not sure of neighbours' names, occupations or incomes. In fact, our lives have changed little from the offbeat sort we lived in downtown Toronto or on a farm, except in standards of schooling and convenience.

"You . . . living in the *suburbs?*" jeered my friends when they heard we were leaving our downtown Toronto house four years ago. "You'll go mad — you'll be stifled — you'll have neighbors crawling all over you — no culture — conformity — traffic jams — boredom . . .!"

Our move to the Toronto suburb of Don Mills was at a time when our assets were low and the down payments on suitable city houses were high. We intended to return to the city as soon as possible. Now we can afford the larger down payment for a big old house in Rosedale (an old and once dignified residential area in central Toronto — now favored by those who have been loudest in denunciation of suburban living), but we're still in the suburbs and making plans to remain.

We have a new house on a large lot. It costs, including taxes, less than $120 a month. We are surrounded by fresh air and light. Our older son goes to the local collegiate where there is time for teaching because there are few discipline problems; where "going steady" is not good form; where one boy felt so out of place wearing blue jeans he brought a note of apology to his teachers. Our two younger children attend the public school. Among their friends and schoolmates are children from Italy, China, India, Finland, Germany, Denmark, Israel, Britain and Japan. Many creeds and all races are represented. The children come from apartments costing $90 a month, semi-detached houses, medium-priced houses, and some from houses costing $40,000. Music, art, drama, ballet, French, swimming and judo to name a few can all be studied in after-school and Saturday classes, under competent teachers, and all within a few minutes' walk from home.

There is a lot of nonsense written about conformity in the suburbs. If you are a conformist, living in the city won't change it. As a family of individuals we have found much more freedom here than we ever had in the city. Now, when we're pressing grapes in the wine-making season, our neighbors gather round to help; in the city, they complained of the mess. Our sons never dared to wear the kilt to school in the city; in the suburbs they wear it with impunity.

Much has been said about the physical condition of children in the suburbs. Generally, the children we have met in the suburbs have been more active, brighter, healthier, and better disciplined than those we knew in the city. Because the boys and girls are encouraged to ride on the sidewalks, which is illegal in the city, even first graders can safely cycle to school.

Careful weighing of pros and cons of city versus suburban living leaves us in no doubt — the suburbs have won, and with cries of "foul" from our house-poor city friends ringing in our ears, we are off on a holiday trip to Europe.

(Mrs. Godfrey, once a nurse, is now a doctor's wife, writer, mother of three.)



"Now we're pressing grapes for wine."

WATCHING



by Fred Bodsworth

This is the season when I am fervently thankful to be living in north-eastern North America, for nowhere else in the world does autumn produce such a radiant and soul-firing blaze of color. Perhaps if you live in this region, too, you regard vivid fall colors as a normal feature of autumn the world over. They aren't; northeastern North America is in a peculiarly favored position.

Where winter frosts persist for several months, broad-leafed trees must shed their leaves to conserve moisture. Coniferous or evergreen trees are protected against excessive moisture loss because their needle-like leaves provide little surface through which evaporation can occur.

When cool autumn weather sets in, chlorophyll, trapped in the tree's leaves, breaks down through a bleaching process into colorless compounds; then yellow pigments, which have been present all along but masked by the stronger greens of the chlorophyll, begin to appear. But the pigments which produce reds and purples are an addition, a new autumn product manufactured through the action of sunlight on sap trapped within the leaf. These red and purple pigments are called anthocyanins.

The first requirement for producing these is a combination of sunlight and cool weather. Coolness interferes with sap circulation and lets it accumulate in the leaves where sunlight can induce the chemical changes which result in anthocyanins. Dull weather produces little red coloration, even when the necessary chemicals are present.



"How beautiful it looks!"

"WE JUST PAINTED IT THIS MORNING!"

You never saw paint go on WALLS and CEILINGS so easily. It actually dries in minutes. And this uniformly flat finish will stay beautiful for years. You'll find plenty of beautiful, exclusive Calibrated Colors® to choose from. Use Pratt & Lambert Vapex Flat Wall Finish. Odorless type. Easily washable.

CALL YOUR PAINTING CONTRACTOR OR SEE YOUR PRATT & LAMBERT DEALER





Surround yourself with BEAUTY...

Beautify WOODWORK and TRIM with *Vitralite, the Long-Life Enamel.* Enrich WOOD FLOORS with *"61" Floor Varnish.*

PRATT & LAMBERT-INC.

260 COURTWRIGHT ST., FORT ERIE, ONTARIO

Use Pratt & Lambert... the brand most frequently specified by architects, acknowledged by painters to be definitely superior.

Please send me a copy of "COLOR... for Harmonious Living". Enclosed is 10c for postage and handling.

NAME_____

ADDRESS_____

CITY_____ ZONE____ PROV.____

Curl up and dream with Deilcraft



Deilcraft make furniture for the most beautiful dreaming. They also make refreshingly styled occasional tables. Or in the candlelight of evening, you can dine with elegance on Deilcraft.

Deilcraft Canadian craftsmen select only fine woods slowly seasoned, then painstakingly match them for perfect colour and grain. And as a fitting finishing touch, Deilcraft furniture is gently polished to reveal the full warmth and natural beauty of the wood.

For all its superlative workmanship, Deilcraft furniture asks but a modest price. Choose Deilcraft for every room in your home. In contemporary or traditional styles, it co-ordinates perfectly with the Deilcraft Cabinet of your Electrohome Hi-Fi or TV set. See Deilcraft at stores you respect everywhere.

Prices, for an occasional table as an example, start as low as $31.95.

DEILCRAFT VALUE

3579

DEILCRAFT DIVISION, CANADA'S OWN ELECTROHOME, KITCHENER, ONT.

Because of this, shaded leaves in the interior of a tree may often remain sombre yellow while the outer exposed leaves of the same tree become brilliant orange and red.

Poor soil aids color production, because on rich soils leaves can remain green and healthy late into the season when frost will kill them quickly before their colors have emerged. And the presence of sugar in the sap seems to encourage the development of red anthocyanins, which explains why the hard or sugar maple is always the brightest showpiece of the autumn color parade.

Now, let's relate these color-inducing factors to geography and determine why northeastern North America boasts the finest show of autumn color in the world. Remember, the first requirement is a heavy growth of leaf-shedding hardwoods. So we can eliminate the whole southern hemisphere, the tropics, then the suptropics such as the southern United States and the Mediterranean region, which have such mild winters that trees remain green all year. Now move north and eliminate all northern forested regions of Canada, Scandinavia and Russia, because the climate in these regions is too cold for most hardwoods, and they produce the evergreen conifers instead.

We are left with the Canadian and U. S. west coasts, central Asia, Europe, and northeastern North America. The west coast is too warm, wet and cloudy. Most of central Asia is too



"Leaves . . . become a brilliant red."

dry for forests and produces deserts or prairies instead. Europe has warm, cloudy, rainy autumns, usually lacking the coolness and sunlight essential for the production of red anthocyanins. Only eastern North America, from the Carolinas northward to the north shore of Lake Superior, has all the fall color ingredients — cool, dry, sunny autumns; sugar-rich hardwoods like the maple; and dry, rocky, acid soils like that of New England and Ontario's Haliburton and Muskoka.

It is healthy from time to time to pause amid life's exigencies and humbly count one's blessings. If you live in the hardwood regions of Eastern Canada, count the splendors of the anthocyanins among yours. Travel the world over, and you will not find their equal.

(Fred Bodsworth has written two novels, both with wildlife settings).



TIME WAS

by Jeanne Minhinnick

Words that clearly indicate my age survive in my speech. Some of these are buried deep, almost forgotten, and only emerge in moments of excitement and vacuity. Then out comes "Isn't that the limit!" and "It beats the Dutch!" and "It's got me buffaloed."

I *think* "window seat, umbrella stand, vestibule, china closet, trunk room," until I remember that they are no longer there. I still use an "afghan" or a "throw" to snuggle in for a nap. I look for my Super Constellation luggage thinking "Where's my club bag?"

My slip is my "petticoat" and once in a while a dressing gown becomes a "kimona," a designation almost universally used in my youth. A silk scarf for the head was termed by my grandmother a "cloud." I rarely say it but sometimes think it. As for those basic necessities which one could define, perhaps, as "underpants": I have lived through drawers, bloomers, briefs, scanties and other such euphemisms, until now I can feel fairly safe in asking a salesgirl for "panties," for Heaven's sake.

Because I live in the country, I still have a "woodshed," a "rain-barrel," and a "cellar-door." The garage is still a "drive-shed" not only to me, but to my neighbors.

My commands to children sometimes puzzle them: "Bring me a porridge bowl!" — "Do you mean a cereal dish?" . . . "I left my watch on the bureau, will you get it for me?" — "On the *what?*"

I don't have and still miss, the "sewing-room," an essential space in most houses during my childhood. I am glad to see that mail-order catalogues still refer to eiderdowns as "comforters" because that is what they are to me. I keep and use those extremely useful articles from my childhood home, the "traycloths." They were and are, useful at each end of the table, over the tablecloth, to catch the drips



"I luxuriate in all my memories . . ."

from tea pouring and the gravy from carving. If I went to buy a traycloth, could I find one?

The first cold wet days of autumn sent us scurrying to Mother, calling, "Where are my rubbers?" "Where would they be? She would reply, "In the cubby hole." I have just asked my granddaughter, "What's a cubby hole?" Her answer was "A place under the stairs where we keep the rubbers." But, she lives in an old house. Do they still exist under that name or are they "storage space?"

Surely no functionally planned storage space for canned goods can give a modern child the exquisite memories evoked for me by the word "pantry."

I luxuriate in my memories . . . then say "How about lunch? I'll just see what's in the ice-box."

"Oh, Mother," says my daughter, "they've been 'refrigerators' for some years now." "You mean," I say, "since Caesar was a pup."

(Jeanne Minhinnick is the expert on antiques at Upper Canada Village.)



LOIS WILSON HERE

This business of luring wild birds to feed in your garden is getting to be a fascinating game with more and more people playing it, and the prizes, namely the birds, getting more and more choosy about where they will light and what they will eat when they get there. Where once, when the snow got deep, people put out a few crumbs for their starving feathered friends, they now invest in the latest feeder and load it up with goodies in September in the hope of attracting an interesting batch of birds early in the season. Many keep it loaded into early summer, and some avid birders even have birds which would normally migrate farther south for the winter, or farther north for the summer, staying to sample their excellent cuisine all year.

The newest model in feeders features pigeon-proofing (although why a pigeon eating should be less desirable to look at than a blue jay stuffing his face, I'll never know), and a gravity bin that lets the feed drop automatically onto the tray as the birds eat it away at the bottom. The whole feeder looks like an air-borne ranch bungalow. The pigeon-proofing is achieved by a little fence of wooden dowels set around the rim of the two feeding platforms. The dowels are just far enough apart to let "U" birds like cardinals and blue jays get to the food, but not far enough to let the "non-U" pigeons in. One flip young pigeon did, however, find a way to beat this dowel barrier. He discovered that, by standing and stretching on his tiptoes and hunching his shoulders, he could make himself tall enough and thin enough to get through. His nickname became Marcel Marceau. But



"Birds . . . are becoming gourmets."

greed done him in, for he ate himself too fat to get through.

One of the best feeders on the market is a roofed and boxed-in platform with a weather vane on the sides. This swings the feeder so that the entrance is always in the lee of the wind. Even a non-birder can understand how much more comfortable it is, if you are a hungry bird, to feed in the lee of the wind than to have a following gale ignominiously upend your tail section just as you are reaching for a morsel of millet.

When it comes to food, a regular Cordon Bleu school of bird provisioning is building up, some of it with carefully studied backing. It's pretty well agreed, for instance, that beef suet should be provided all year round for its protein value. For the gourmet types, this should be beef *kidney* suet. However, Dr. Eugene Swope, past superintendent of the Roosevelt Bird Sanctuary at Oyster Bay in Long Island, warns against putting this suet in wire baskets as many do. A woodpecker's tongue, flicking against the icy metal in winter, could freeze to the wire instantly and be torn out. He recommends onion bags. Or you can,

To the editor, from a refugee in Sweden

Thank you so much for your kindness in helping me to obtain all those fascinating booklets. You must know that I am a refugee from Latvia (now brutally occupied by Bolsheviks) and that I left all I had, my home with several collections of china, glass, antique furniture, etc. But as a young girl I had an English education. I enjoy your magazine, which is sent to me by a Latvian friend in Canada. When I have enjoyed the magazine, I send it to Latvia, to my dear family members. Just to see something nice is uplifting in their misery. And, even if these magazines disappear under the journey to Latvia — somebody reads them and looks at them. Somebody sees that in the free world people live a better life, can obtain nice things for the fruits of their work. Every seed that reaches soil is valuable. If your magazine just gives an idea that there is something wrong behind the Iron Curtain, if people begin to be unsatisfied, it has served a very good purpose. Any old copies of your magazine would be enjoyed very much there. (NAME WITHHELD, VIGGBYHOLM, SWEDEN).

FLOWERING SHRUBS

FOR FALL PLANTING



The Beauty Bush is covered with pale pink flowers in June.

Beauty Bush	2-3 ft.	$2.30
Forsythia Spring Glory	2-3 ft.	1.20
Hydrangea P.G.	18-24 in.	1.20
Golden Philadelphus	18-24 in.	2.30
Philadelphus Snowflake	2-3 ft.	1.20
Potentilla Farreri	15-18 in.	1.50
Lilacs in variety	18-24 in.	3.00
Flowering Almond	2-3 ft.	2.80
Weigela Bristol Ruby	2-3 ft.	1.50
Silverleaf Dogwood	18-24 in.	2.00

For complete list and description of Shrubs, Trees, Evergreens, Roses and Perennials, send for Illustrated CATALOGUE. Free on request.

SHERIDAN NURSERIES LIMITED

HEAD OFFICE: Box 181, Islington, Ont.

SALES STATIONS: 2827 Yonge St., Toronto.
Lakeshore Highway No. 2 at Clarkson, Ont.
North Service Road ½ mile West of Highway 27 and Q.E. Cloverleaf.
650 Montee de Liesse, St. Laurent, Montreal 9, P.Q.

Make Copper the "hidden asset" in *your* home!



COPPER costs no more ...adds so much

Copper is one of the important "extras" that people look for in a home. And no wonder. Copper plumbing lines are rust-proof, long-lasting and cost no more installed than ordinary piping.

Ask your dealer about an all-copper system...including new, lighter-weight copper tubes for drainage, waste and vent lines.

Specify copper . . . and make sure you get Anaconda Copper. There's none better!

C-6012

BUY CANADIAN

ANACONDA*

Anaconda American Brass Limited, New Toronto, Ontario

Sales Offices: Quebec City, Montreal, Calgary and Vancouver

*Registered Trademark

Anaconda American Brass Limited, New Toronto (Toronto 14), Ont. Dept. CH-5

Please send me a FREE copy of your booklet, "How to Buy, Build or Modernize Your Home".

(NAME)

(ADDRESS)

(PLACE) (PROV.)



"We live in a ranch bungalow... our Spode blends in perfectly!"



THE WONDERFUL thing about exquisite Spode dinnerware is that it adds beauty and distinction to *every* period, *every* background. Its delicate hand-painting produces a richness of colour that can be attained no other way. So, give your home the *ageless elegance* that has delighted generations, choose Spode! Write for folder.

"Alicia" Bone China

Spode

DINNERWARE

Distributors:
Copeland & Duncan Limited,
222 Bay St., Toronto



A gracious welcome to your guests

BY APPOINTMENT
TO HER MAJESTY THE QUEEN
WINE & SPIRIT MERCHANTS

DRY FLY SHERRY

"Sherry Spinner"

FINDLATER, MACKIE, TODD & CO. LTD.
LONDON W.1. ESTABLISHED 1823

PRODUCE OF SPAIN

Available in the famous mallet shaped bottle

IMPORTED SPANISH SHERRY

as Mrs. Harry McDougall, the famous bird lady of Port Credit, Ont., does, hang your hunks of suet in those fancy silk nets they use at the hairdressers. Come in both pink and blue, too.

Mrs. McDougall's standard feed for her birds is raw peanuts, sunflower seeds and millet, with cracked corn for pheasants. It's a quiet day in her garden if she has only 20 or 30 different species at her feeders. At the height of the migrating season, one September, she had thousands of blue jays for a week. Couldn't hear yourself think, she said. Sometimes a special food attracts and holds a particularly desirable bird. Once, last winter, 300 red polls landed in Mrs. McDougall's garden and ate their way through 35 pounds of golden millet every week for a couple of months. Evening grosbeaks with their startling pattern of black, white and brilliant yellow, turn up in flocks of fifty or a hundred and, although some experts warn against feeding any bird salted nuts because it raises their blood pressure so high they cannot survive, Mrs. McDougall finds that evening grosbeaks prefer salted peanuts and seem not to be harmed by them.

There seems to be no doubt that birds who eat from feeders are developing gourmet tastes. Dr. William H. Drury, Jr., the director of the Hatheway School of Conservation Education in Lincoln, Mass., confirms this. He says that birds will not stay at a feeder that doesn't supply varied and interesting fare. Dr. Drury has been doing a special study of bird metabolism and rate of survival, and his researchers have had to become master operators of feeding stations to keep themselves supplied with birds for study. They found that, for variety, catbirds like crumbled doughnuts and pie crust; fruit eaters, like cedar waxwings and robins, like raisins, bananas and apples; cardinals like cantaloupe seeds, and chickadees and nuthatches like squash seeds, either dried or fresh. All birds, he found, liked hemp when, for variety, he added it to his regular mixtures of cracked corn, sunflower, peanuts and millet. He hastens to point out however, that the birds were *not* getting hashish from the hemp. His government insists that all hemp seed be parched before it's sold just so that neither bird nor birder gets hooked.

For reprints of Lois Wilson's helpful article "How to Lure Wild Birds to Your Garden," Oct. 1958, send 25c to us, 481 University Ave., Toronto.



TIME OFF

by Frank Moritsugu

Picking up where I left off in the August issue, here are more thoughts on jazz today for the beginning listener . . .

The world of jazz can be a baffling place, not only for the novice, but also for the fan who (like many of my generation) leaves it for a while to establish a home and raise a family, then comes back to his old love. For how she has changed.

Jazz evolves much faster than other arts. Twenty years ago jazz was big-band swing by Benny Goodman, Count Basie and Duke Ellington. Five years later, jazz was Bop by Dizzy Gillespie and Charlie Parker. Then around 1950, jazz became Cool with Miles Davis and Gerry Mulligan. Soon afterward, jazz became Modern with the intellectual finesse of the Modern Jazz Quartet or the stew of pomposity and delicacy that is the Dave Brubeck group. Now Neo-classicism is the direction with Cannonball Adderly and Charlie Mingus leading the pack. And hovering on the horizon are the strange unnerving sounds of alto saxophonist Ornette Coleman who has split the Modernists into violent pro-and-con camps. How do you tell the game, let alone the players, without a program?

Happily there *are* some useful programs. A good beginning, or refresher course is Leonard Bernstein's LP, *What Is Jazz?* This is the lecture he delivered on the TV program, Omnibus, some seasons back. Jazz fan Bernstein's explanations tell why jazzmen sometimes do not play the tune the way you'd recognize it, and traces jazz development from early blues to Miles Davis' brand of Cool. Some of his brief illustrations are from classic recordings by Bessie Smith and Louis Armstrong. The only fault is that the studio group which does the bulk of the musical examples play only adequately. But this would bother only jazz sophisticates. It is a good record to own, and fine also for children to digest as they develop musical curiosity.

I feel that all children should be taught jazz in their music appreciation classes at school. So far as I know, none of our schools teach jazz listening. Nor do our universities. A sad omission when you consider how much jazz permeates North American popular culture — and I don't mean the pseudo-jazz background noises for TV private eye shows. The better popular singers, the more exciting musical comedies, and even some contemporary literature owe much to the jazz tradition, even if what they do is not pure jazz. But jazz is an art our children should know and enjoy, even if only because it is exciting and fun.

If you want to expose your children to good jazz as well as good European music, the best bet is to own good jazz recordings, of course. (See the beginner's record shelf in the box on next page). There's also an *Introduction to Jazz for Children* by Bob Keeshan (Captain Kangaroo) on a Harmony LP. This record is currently not available in Canada, but it's worth watching for on a shopping trip across the border.

Listening to jazz recordings and at jazz spots is the best way to experience this music. But to help you pick your way through good jazz and bad jazz, not to mention near-jazz and non-jazz, there are some excellent guidebooks. The best beginner's book is *A Handbook of Jazz*, by Barry Ulanov (Viking Compass paperback, $1.45). It is to jazz what the two Penguins, Arnold Haskell's *Ballet*, and Roger Manvell's *Film*, are to those arts. Another all-around compendium is Leonard Feather's *The Book of Jazz* (Meridian paperback, $1.45).

If either of these books start you on a reading jag about jazz, here are more. Best guides of records are the Keystone paperbacks ($1.80 each), *The Collector's Jazz: Traditional and Swing, and The Collector's Jazz: Modern*, both by John S. Wilson. The most lucid, thorough and fascinating history is *The Story of Jazz*, by Marshall Stearns (Mentor paperback, 50c). For advanced students, the best fair-minded exploration of jazz is *Jazz: Its Evolution and Essence*, by French critic and musician Andre Hodeir (Grove paperback, $2.10). And when you're really swinging with jazz, try *The Sound of Surprise*, by Whitney Balliett (Dutton, $4.25). This collection of reportage, mostly from The New Yorker, shows Balliett's special talent for reproducing in words the excitement and effect of the sounds that jazzmen make. Examples: Theolonius Monk's compositions "ripple with dissonances and rhythms that often give one the sensation of missing the bottom step in the dark," and Paul Desmond "took a long, tiptoeing solo . . ," etc.

Jazz can be happy or sad, emotional or intellectual, as bravado as Wagner or as tinkling as Scarlatti. Mahalia Jackson, the gospel singer who sings even the Lord's Prayer with a jazz feeling as well as true reverence, protests she doesn't sing jazz. This suggests that Miss Jackson, a basically simple person, finds it necessary to pay lip service to the middle-class belief that jazz and the nicer things of life—like religion—don't go together. This shillyshallying in the face of our Puritanical prejudices is why jazz is underrated in North America, while honored overseas. And why our children are not taught jazz in schools, although it is the only music native to the continent. □

BEGINNER'S SHELF OF JAZZ

☆ WHAT IS JAZZ? Leonard Bernstein. Columbia. CL 919.
☆ THE LOUIS ARMSTRONG STORY. Vols. 1-4. Columbia ML 4386. Small group jazz of the 20s and 30s.
☆ TOWN HALL CONCERT. Louis Armstrong All-Stars. RCA-Victor LPM 1443. Recorded in 1947, this was the genesis of the group Louis leads today.
☆ THE REAL FATS WALLER. RCA-Camden. CAL 473. This jazz giant's happy piano sounds could make any group swing.
☆ IN A MELLOTONE. Duke Ellington. RCA-Victor LPM 1364. The 1940-42 band, to many the greatest of all his groups.
☆ BENNY GOODMAN, 1937 AND 1938 CONCERTS. Columbia. ML 4358-9; ML 4613-4. These show best the big-band swing.
☆ WOODY HERMAN DANCE PARADE. Columbia. CL6049. Title is misleading because this is the First Herman Herd, the biggest, brashest big band as it came under the influence of Bop. Apple Honey, Bijou, Wild Root and the like.
☆ THE BIRTH OF COOL. Miles Davis. Capitol T762. The breakthrough in 1948 into the Cool chamber-music approach, featuring Gerry Mulligan and John Lewis.

And for the excitement of the past 10 years, sample The MJQ, Chico Hamilton, Cannonball Adderly, Charlie Mingus, and if you dare, The-Things-to-Come man, Ornette Coleman.

October TV special shows

This month, the new TV season bursts into a fireworks display of big-show excitement. Included is the first in the new CBC series, Festival 61, which is Folio back in new guise. The other highlights are on U.S. networks and are to include another Fred Astaire show (NBC), Bing Crosby show (ABC) and the following:

Oct. 2 LOVE IN AMERICA. An Art Carney review. CBS.

Oct. 3. FESTIVAL 61; HMS PINAPORE, the Tyrone Guthrie production done at Stratford this summer. CBC.

Oct. 8. PHIL SILVERS with Polly Bergen. CBS.

Oct. 28-29. FAMILY CLASSICS. The Three Musketeers starts off this series of two features on consecutive days, one hour on Friday, another hour, same time, on Saturday. CBS.

Oct. 30. THE DANNY KAYE SHOW. Outside of his UNICEF show, his debut on TV. CBS.

Tile with Style...

TEN/TEST*

CEILING TILE

Thinking of a new ceiling? Make your own pattern using any or all 3 designs, standard, random, or plain. Acoustical value? Excellent, of course. And the cost of Ten/Test is moderate.

For your home, specify Ten/Test Ceiling Tile.



INTERNATIONAL PANEL BOARDS LIMITED
GATINEAU - QUEBEC

A subsidiary of
CANADIAN INTERNATIONAL PAPER COMPANY

* Registered trade mark



A STUDY IN CANADIAN EXCELLENCE

Carvings such as these have always been an essential part of the hunting culture of the Canadian Eskimo.

THE ONLY CERTIFIED 12-YEAR-OLD CANADIAN WHISKY ON THE MARKET

Canadian Schenley Order of Merit comes to you after 12 full years of quiet, unhurried ageing. It is the ultimate in fine Canadian whisky . . . offering you the results of patience, the rewards of time: the exquisite bouquet and excellence of flavour that only great age can bring.



Canadian Schenley
ORDER OF MERIT
CANADIAN WHISKY

Canadian Schenley Ltd. "Distillers of Certified Aged Whiskies...made from Canada's Finest Golden Grains."



travel

Interlaken is the terminus for a Swiss train that plunges through the bowels of the Jungfrau as it climbs to the top of Europe's world-famous mountain.

DRAWINGS BY LEO RAMPEN

VISIT TO AN INDOOR MOUNTAIN

The Jungfrau hasn't exactly been hollowed out, but the trip up to the summit takes you right inside, and leads to a magnificent view

IMAGINE A TUNNEL bored upward toward the summit inside one of the highest mountains in Europe. Imagine a gallery bored from the tunnel out to the face of the mountain, ending in a picture window set in solid rock. Fantastic? Not at all. That's exactly what Swiss engineers did when they built the Jungfrau mountain railway. The view through the window in the mountain (use a telescope if you like) is one of the most magnificent in Europe; an awesome panorama of towering mountains, huge glaciers, glittering ice and snow. But the view is only one of the treats in store when you make the trip to the top of the Jungfrau.

The train to the summit leaves from Interlaken in the early morning. If you reach Interlaken the day before, you might like to drive on through the town and along a road which follows the track to the little village of Lauterbrunnen, nestled in a valley of flowery beauty. Stay at one of the small hotels or pensions in Lauterbrunnen and you will probably find on the following morning that your bedroom window frames a wonderful view of the snow-covered peak of the Jungfrau.

You can board the train at the Lauterbrunnen station, pass through Wengen, a mountainside village connected to the rest of the world only by the railway. Eventually you reach Scheidegg. There at an altitude of 6,762 feet you change to another and shorter train for the final ascent.

Soon after you board the new train, it plunges into a tunnel and makes the rest of the ascent through, instead of around, the mountain. The train stops, inside the tunnel, at the entrance to the gallery with its huge plate-glass windows and superb views of mountain scenery.

Farther up there is an observation platform from which you can enjoy the open-air vistas of mountains and glaciers. Walk through another long tunnel and you can take an elevator a few hundred feet higher still to "The Sphinx," a small building on a pinnacle of rock at an altitude of 11,723 feet.

On the glacier near the summit, there's a ski school in operation all summer long, and you can rent skis and other equipment at nominal rates. An instructor is always present, not only to help beginners, but also to ensure that nobody ventures past the line of flags—the start of a twenty-mile downhill run! When the instructor sees anybody approaching too close to the big run, as I did before my rather primitive snow-



More than a mile up, the village of Scheidegg clings to the mountainside.

By ROBERT MEAD

NEW ANSCOSET



The 35 mm Camera that "THINKS FOR ITSELF!"

It's the newest concept in simplified precision control... $69.95

Just match the needle, focus and shoot! The 35 mm Anscoset simultaneously selects the right lens opening and shutter speed. The most automatic precision camera in its price class, the Anscoset features built-in rangefinder/viewfinder, shutter speeds from 1/8 to 1/1000 sec. and "Bulb". No other camera combines automation, lens speed, shutter speeds and range at this low, low price.

ANSCO OF CANADA LTD.

Ansco A+ Products

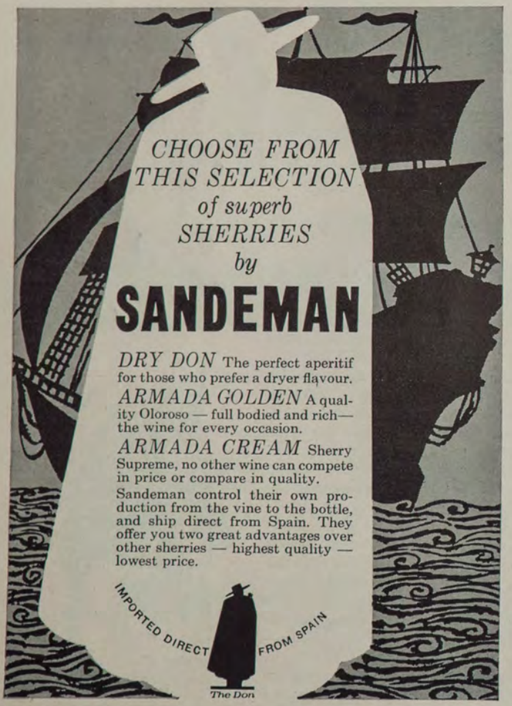

plow took effect, he yells "Stop!" in English, French, German, Italian, Spanish and half a dozen other languages.

If you don't feel particularly energetic, you can omit the skiing in favor of a ride in a sleigh drawn by a dog team. It seemed a bizarre experience for a Canadian to go all the way to Europe to ride a dog-sled for the first time in his life.

If you wish to go skating, instead of skiing, you can do so on the postage-stamp-size rink inside a grotto cut in the solid ice of the ancient glacier.



Picture window set inside the mountain.

And here's a tip. If, as I did, you decide to use Lauterbrunnen rather than Interlaken as your base for the assault on the Jungfrau, try to arrive early, and after booking your accommodation, drive farther along the valley to the Trummelbach Falls. This is a unique waterfall, contained almost wholly within a cleft in the mountain. You rent a cape as protection from the spray, then enter an elevator which takes you up inside the mountain to the first viewpoint. The force of the water, fed by the Jungfrau glaciers, is stupendous, and the noise in the confined space is deafening. You can walk along a series of galleries to several other viewpoints.

If you don't want to drive, there's an inexpensive bus service that runs the three miles from Lauterbrunnen to the Trummelbach Falls.

The garrison that couldn't fall, and did

Attacked four times, surrendered twice and held twice, Fort Ticonderoga in its 25 years of fighting history set a record of hostilities no other fort in North America approached. Its strategic location at the foot of Lake Champlain halfway between the Thirteen colonies and New France made it a prize possession during the Seven Years War and the Revolution.

The French built Ticonderoga in 1755, and the British seized it in 1759 during the Seven Year War. But it was not long before the American colonies rebelled against Britain, and Ticonderoga was one of their first acquisitions. They determined to hold on where both French and British had failed — yet Britain's Gentleman Johnny Burgoyne wrested it back in 1777. He succeeded thanks to a basic misapprehension of every army that had ever held the fort. The French, who built it, assumed that no cannon could be dragged up nearby Mount Defiance. Neither the British themselves nor the Americans when they took over, questioned the assumption, until



New York's Fort Ticonderoga looks exactly as it did 300 years ago.

Burgoyne determined it could be done and blasted the Americans with fierce barrages, from atop Defiance.

At peace since then, the Fort now lures tourists via Montreal 125 miles north, and Albany, 95 miles south.

From the summit of "Burgoyne's" mountain, Defiance, you can get an



The fort from nearby Mount Defiance.

even better view over Lake Champlain than you do from the fort.

A private toll road to the top of Mount Defiance, following Burgoyne's route, costs $1.25 per car, regardless of passengers. It's open daily May to November, 8 a.m. to 10 p.m.

The fort and its military museums are open this season until the middle of October. They open again next year in mid-May. Admission is $1, children under ten free.

Take a preview trip to a man-made lake

By 1965, one of the largest water playplaces in the west will be the man-made lake backing the South Saskatchewan River dam. But meanwhile the dam itself is now under roaring construction 95 miles south of Saskatoon, and you can visit the site by turning west from Highway 11 at Kenaston (50 miles south of Saskatoon, 110 miles north of Regina). Drive 25 miles toward Outlook, turn south on the gravel access road at the CPR crossing. Viewing construction from the east side of the river you'll see both embankments now well above the river bed, with an 800-foot channel separating them. At the observation point — no admission charge — you can see the later stages of construction projected on a working model, with clear illustrations of the immense parks and irrigation projects to come. Two miles downstream from here is a well-equipped picnic site with barbecues and running water. □

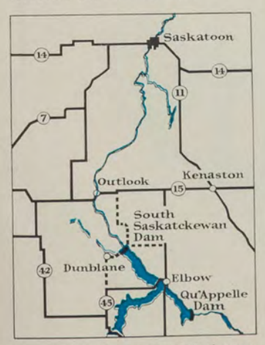

Dam is 95 miles south of Saskatoon.

Pioneer village, travel show are two fall attractions in Toronto

Southern Ontarians can walk back a century into Canada's pioneer past, or go around the world in half an hour at two unique travel attractions. First is the Dalziel or Black Creek Pioneer Community at the corner of Jane Street and Steele's Avenue in north Metro Toronto. (For colorful news of the community, see page 20.) Run by the conservation authority of Toronto and region, the village features shops, houses, barns, herb garden and cider mill, dating from 1816 to 1867. It's open from 9 a.m. to 6 p.m. Monday to Friday, 10 a.m. to 8 p.m. Saturdays, Sundays and holidays, until Oct. 30. After then, it may be open some weekends: call ME. 3-9901 to check.

The Canadian International Travel Show to be held at the Queen Elizabeth Building in the CNE grounds in Toronto from Oct. 6-12, will give you a chance to sample dishes from around the world. An IBM machine will help bewildered travelers to plan tours to suit their interests, time and money.



BERMUDA ... *lovely and serene, squanders her happy hours on you.*



Here's sailing, fishing, skindiving, golf, tennis, in the sunniest hours imaginable. Pink sandy beaches for loafing. Clear blue water for a refreshing dip. Your special cove for picnicking. And the fairest nights for dancing.

Unhurried is the word for this Island life. Bermuda is only 24 miles long, so you can see the sights leisurely. Shop for duty-free goods. Colourful ceremonies remind you that Bermuda is a member of the British Commonwealth. English customs are followed, like the simple pleasure of afternoon tea. Nowhere will you find a life so pleasant, and so easy-going. Your travel agent knows all about Bermuda, how to get there, where you'll enjoy staying. The Bermuda Trade Development Board, 111 Richmond St., W., Toronto, Canada.



your money buys so much

when you put it in a home



You can invest your money in many ways. But the one best way is to put it in a home. When you buy a home you're never troubled with trade-ins, or plagued with rapid depreciation. Actually, whether you buy or remodel, through the years your home grows in value. And when it's all paid for, it's all there, and all yours . . . to live in and enjoy, if you wish, for the rest of your life. And you live so much better in a home; especially today, with builders and craftsmen doing a better job than ever before. You get the benefits of better materials, too, such as SHEETROCK* Gypsum Wallboard, CGC Asphalt Roofing, ROCKLATH* Plaster Base, RED TOP* Plaster, and RED TOP Insulating Wool—all by Canadian Gypsum Company.
Why not put your money in a home—this year?

*T.M. Reg. in Canada

CANADIAN GYPSUM COMPANY, LTD.
the greatest name in building

CGC
CANADIAN GYPSUM COMPANY



A curving house that climbs a slope

Why is this house shaped like a crescent-moon?

To give the Birchams of Oakville, Ont., a more private garden

CONTINUED

The garden is filled with the cool sound of water gurgling over the roofs

THE WATER-FILLED ROOF with its trickling waterfalls is only one of the captivating elements that architect Bruce Etherington included in his design for William and Nan Bircham's house in Oakville, Ont. The main element is a crescent-shaped floor plan whose arms partially encircle a small garden to give them complete privacy on their suburban lot. "We wanted a courtyard house," William Bircham said, "but we couldn't get it without building a much bigger house on a much bigger lot. This gives us the privacy we wanted, and the shape of the house is much more exciting than straight walls would have been." Another element is the doors. Seven of them, spaced evenly between floor-to-ceiling sheets of fixed glass, open directly into the garden. The Birchams can walk into the garden from utility room, dining room, living room, den and the two bedrooms. Each door has a permanent screen door fitted with cedar louvers that double as decorative panels contrasting with the glass. The water? It trickles from a tap, down over the three roof levels to splash into a pool at the end.

PRODUCED BY JAMES A. KNIGHT; PHOTOGRAPHED BY PETER VARLEY

ARCHITECT FOR HOUSE AND GARDEN: A. BRUCE ETHERINGTON
BUILDER: E. T. HALL

Owner William Bircham draws architect Etherington's attention to one of the seven doors, each with a permanently louvered screen, that link the house and garden intimately together. Nan Bircham chats with the architect's mother in the patio beside the bedrooms.

CONTINUED

William Bircham looks up a reference in his library. Outside, Nan Bircham discusses garden problems with Etherington, who designed garden as well as house.





At the bedroom end of the house, where water trickles off the roof into a shallow pool, the garden has a sitting area paved with white marble chips.

The dining room is two steps above the living room; the bedrooms are four steps below



Gate in the rough-sawn cedar fence opens to service yard.

William and Nan Bircham's serene little garden is almost completely isolated from the other properties in their neighborhood. The curving house shelters it on the east, north and west, and a rough-sawn cedar fence made of boards driven straight into the ground closes the garden on the south side. The fence itself curves, too. Starting at the point where the garage meets the house, the fence swings out to a point 29 feet from the house, then curves back to meet the house wall at the bedroom end. At the garage end, where a gate (left) opens to a service yard tucked behind the garage wall, the fence is six feet high. As it follows the slope of the lot, the fence gets lower until it is only three feet high at the bottom end where water from the roof splashes into a shallow pool.

The water-filled roof is one of architect Etherington's favorite devices; he includes it in most of his designs for a practical reason: evaporation helps to keep the house cool in the Canadian summer, especially if the water evaporates before it gets a chance to "pond" on the roof and heat up in the sun. But the water on the roof of this house cools the Birchams twice: physically, by evaporation; and psychologically, by the cool sound it makes as it splashes from roof to roof and falls into the pool. The stepped roofs that make the waterfalls possible are a logical development from the plan: the lot slopes from front to back and the Birchams wanted the house to follow the slopes in order to keep it linked closely to the garden. The stepped plan achieves this end, and adds a bonus to the interior at the same time — the different levels inside separate the house into zones. The dining room is two steps above the living room and den; the bedrooms are four steps below them.

Because the house is only one room wide (21 feet, wall to wall), and the garden is such an important part of the design, the wall facing it is made of windows and doors only. The Birchams can step from any room in the house directly into the garden without crossing another room to get there. □



Louvered screens protect all doors.

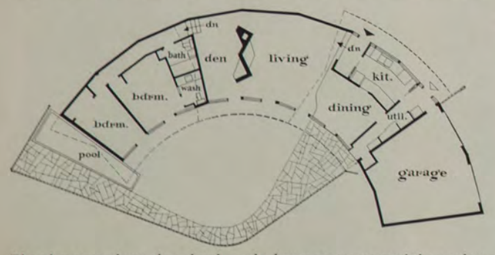

The plan steps down three levels as the house curves around the garden.



Cooling water drips over roof ledge.



What gay, glamorous, efficient housewife, driven up the wall by the inconveniences of modern living has never wailed

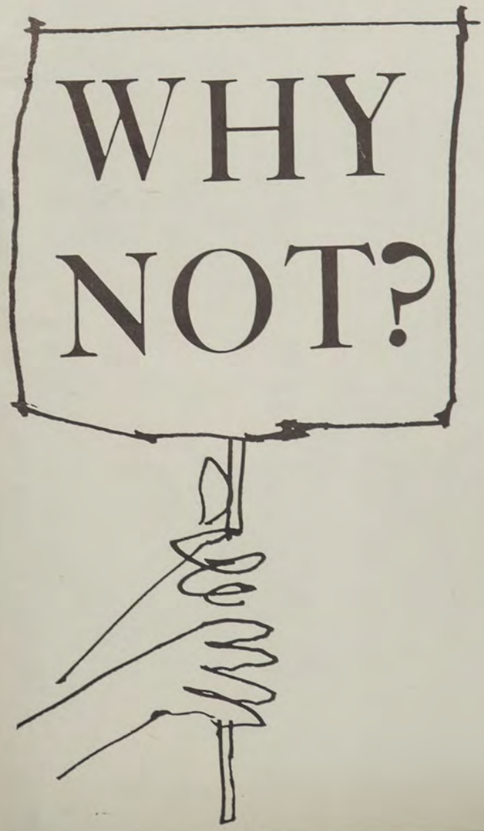

I HAVE JUST finished cleaning my radiators. What a perfectly awful job that is; there just doesn't seem to be one tool in the world, made or improvised, that will do a decent job of it. Why, I wonder, aren't radiators attached to the floor with hinges?

As for the things we cook with — why don't flour sifters come in little sets like measuring cups, instead of one that is always too big or too small? Surely baking powder and salt cartons could come with little trap doors that would let out one teaspoonful at a time. Or take sugar bags and flour sacks. Have you ever spent a patient half hour trying each of the four ends of string trying to find which is the one that magically opens it? Why in the world not a little tag saying, "Here, stupid; try this one?"

Once you take a cold hard look at a modern home, you begin to wonder just who has been using his brains on it, and you immediately come up with the correct answer: nobody.

Why shouldn't kitchen shelves — all shelves — be twice as numerous, and on hinges so you could get them out of the way when you didn't need them? Why can't we buy wooden or plastic pieces to fit over our good wooden tables while the kids are small; or rugs that can be zipped together to make them larger or smaller when we move, or be zipped apart for easy washing?

Then there is my very pet peeve; why don't the manufacturers of furniture turn out a set of slipcovers that fit exactly to go with a suite sold, as it were, in its underwear? You could then have a heavy-duty plastic or denim set for every day; a wool frieze set for Sundays, and a glamorous brocade for real show-off. You could then change your color scheme without changing all your furniture; in fact, you could even match your decor to your latest dress. It would do so much more to relieve spring fever than just rearranging the furniture.

I would like to see a plastic cloth woven with the somewhat revolting coldness-to-touch removed. We could then have drapes, furniture covers and rugs . . . especially rugs . . . that would be the last word in ease of care, as well as having those wonderful glowing colors — golds and silvers and the greens and blues of the sea. I think that the stigma of cheapness would go from these, and then their pure color would come into its own.

Why-nots for the children could go on forever. Every once in a while some courageous soul says that you should keep the little dears in cages. There is truth in this. Children fall out of playpens, and a good workable cage would be a very sensible thing indeed. Playpens, if we can do no better, should be expandable, much bigger than they are now, and much higher; and there should be more tied-down toys that cannot be thrown for poor aching mothers to pick up. High chairs are murderous, and a workable, high substitute should be invented — high enough to reach *Continued on page 42*

BY EDITH CORBETT

Drawings by Martin Stringer

CLASSIC CANADIANA

LEGACY OF CANADA'S LOOMS

ALMOST two hundred years ago, when United Empire Loyalists, Mennonites, Germans, evicted Scottish and Irish tenant farmers began to immigrate to Canada, they brought their traditional sewing and weaving techniques with them. Some brought their own spinning wheels, too. Others had wheels and bobbin racks, looms and winders made by local carpenters. They imported dyes, or made their own from sumach, goldenrod and walnut. Their looms had "harnesses" that permitted the separation of lengthwise threads so that designs could be made. The typical Early Ontario coverlet was made on a four-harness loom; it was "overshot" — colored threads crossed over the warp to make geometric patterns. But by 1830, the Jacquard loom enabled the weaver to produce patterns with birds and flowers. These Early Canadian coverlets can still be found at auctions and antique shops, and cost between $35-100. □

PRODUCED BY PETER KEAY; PHOTOGRAPHED BY PETER VARLEY

Enduring Canadian coverlets

Outside Dalziel barn in the Pioneer Village in the northwest corner of Metropolitan Toronto, a guide holds a copy of antique overshot coverlet, "Snail's Trail," made by Mrs. Belson (see below). The Village's original was woven in 1830. Next, appliqué blanket, "Sixteen Hearts." Third, Jacquard coverlet woven in 1840. Back fence: 16-harness coverlet from Waterloo County, Ont. (1850s). In black and white, four-harness overshot coverlet, Markham, Ont. (1850s). Last along back fence, work by professional weaver, Toronto, 1857. Foreground left: Another copy, by Mrs. Belson, of an original. Right, Jacquard coverlet by Pennsylvania Dutch settlers in Waterloo County.



Inside Dalziel barn, Mrs. Florence Belson works a four-harness loom to weave an authentic reproduction for the Village display. Two of them are shown in big picture.



Take a simple classical bust, such as Frances Loring's head of fellow sculptor Florence Wyle

or a welded abstract like Gerald Gladstone's Land Bird





or a stone carving like E. B. Cox's Form in Green Stone



or a little wooden committee meeting like Anne Kahane's Quadrum III, and use it as the starting point for an arrangement of

PRODUCED BY JANE E. LITTLE
PHOTOGRAPHED BY PETER VARLEY

FRUIT, FOLIAGE AND SCULPTURE



ONE OF THE FAVORITE exercises of flower arrangers is to design an arrangement around a piece of fine art—a ceramic or a museum reproduction. Some small-scale art objects seem to cry out for a certain arrangement of lines and colors, and arrangers do their best to answer the cry. With this in mind, Canadian Homes found four pieces of original sculpture by four Canadian sculptors, and challenged the Garden Club of Toronto (reputed to be the best arrangers in the country) to use them as the inspiration for an arrangement using only fruit and foliage. These are the arrangements they created, each in the spirit of the sculpture. Their reasons for doing what they did are explained in detail on the next page.

Continued

These four arrangers used materials that you can get during any season





Mrs. Roy Firstbrooke's arrangement of a bare crabapple branch, yellow plums, salal leaves and grapes was designed to emphasize the head. The long, bare branch unites the composition; the wired-on plums and leaves add form and color; grapes lead the eye from brass vase back to the head.



To Mrs. Victor Murray, Land Bird was a bird in flight. Her arrangement emphasizes the bird form, using large-striped variegated dracaena leaves and grey-green Kalanchoë beharensis *to express the freedom of flight. Pottery fruits are placed where vertical and horizontal lines cross.*





Margaret Dove says space supersedes mass, so she chose three leaves of bird's nest fern and a group of grapefruit and pears to balance space against the heavy stone. The texture of the fern leaves accents the ripple in the carving, and the yellow fruit adds more variety in form and color.



To Mrs. James W. Cochrane, Quadrum III is a group of flower show judges discussing an arrangement. Hers is a design of dried, brown tobacco leaves to repeat the wood tones; glossy camellia leaves for contrast; bananas, grapes, nectarines, pears for color; and brass background tray. □







Contemporary as post-and-beam can make it, this house is

NOT AS MODERN AS IT LOOKS

PRODUCED BY MARGIT BENNETT; PHOTOGRAPHED BY PETER VARLEY; FLOWERS BY ARTHUR FROST

FOR PLEASING PROOF, TURN THE PAGE

The modern, raised patio is only part of a 133-year-old house; inside, it retains a century-old air of dignity and charm



Modern balcony gives one hint of the traditional interior: a classic capital from an old column serves here as a bench.



Only change to the front of the old house, once used as a local jail, was to replace the original door with a big central window and punch a new door into the basement.

WHEN HE PURCHASED THE 133-YEAR-OLD HOUSE at above, right, Robert Dirstein, a professional interior designer, faced one large problem: How to decorate the gracious building without insult to its simplicity? Dirstein's own personal taste is eclectic — "If it looks good and feels comfortable, I'm all for mixing styles," he says — but leans towards period pieces. So Dirstein's century-old Toronto home (it was once home *and* jail for the sheriff of the village of Yorkville) retains the elegance and grace it had originally. If you know your furniture styles, you can recognize Louis XVI, Regency, Oriental, Biedermeier, modern and Early Canadian pine among the pieces in his living room at right. Mind you, it takes a lot of nerve and a sure eye for color and scale to mix so many periods and styles this way, but the results are worth it. Dirstein's sympathy for modern lines was satisfied with the sleek new patio he suspended above ground at back of the house.



Balcony, facing a side street, can be closed for privacy with striped awnings.

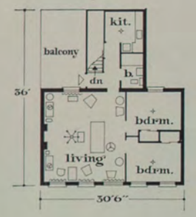

Dirstein ripped out almost all the interior walls in the old house and rebuilt them to get a spacious living room and two bedrooms. All the services— kitchen, bath, furnace and stairs — are located in the modern addition at the rear.



19th Century German chest holds 20th Century high-fidelity set by fireplace.

Grillework — a pair of old wrought iron gates — forms division point between modern addition and the old house.





Designers Dirstein (standing), Harold Babcock (seated), identify the styles. Clockwise they are: contemporary sofa, Regency chair, Pembroke table, Louis XVI chair, Biedermeir chest, pine mantel and Oriental box.



BEFORE

A NEW LIFE FOR A VERY OLD HOUSE

A little wrecking, a coat of paint, a new porch, and this narrow downtown Toronto house starts its third life cycle, looking the way it did in the beginning

WHEN THIS OLD HOUSE on Toronto's downtown Charles Street was built 59 years ago, it looked very much as it does today. The porch was a little different, perhaps; a set of steps led straight down to the street and the brick was red. But those were the only differences. The graceful archway led to the front door, and the parlor window was topped with keyed bricks. The people who lived there were the suburbanites of the day; to them, everything north of Bloor Street (now a bustling mid-town artery) was the country. Some time later as the city marched steadily northward and the original residents moved out to Rosedale or Moore Park, a new owner bought it and the house went through its first renovation: a verandah was added, complete with pillars, railing and detailed cornice. Now, the old house has a new occupant, and a new face-lifting. Tenant Don Pelletier, who is saving up to buy the place, designed the 1960 look himself — a design that makes the old house look very much as it did in the beginning. He tore off the old verandah and replaced it with an open porch. He put in new steps and a simple wrought-iron railing. He gave the brick a fresh coat of pale, muddy-green paint. He also prompted other residents on the street to look at their houses with a fresh eye. Some day, perhaps, that block of old row houses may blossom again as smart houses for people who like to live close to the centre of the city.

So far, Pelletier has spent $550 face-lifting the house, and he's not finished yet. His next project is to cantilever a balcony out from the second floor and enclose it with a louvered fence. Why? He wants a private place to sit out (the old verandah had its points); he wants protection for the porch; and he wants to hide that hilarious roof line. □

Easy porch construction

Inexpensive hemlock floors the porch, fills in the gaps between the piers, and trims the edges. Louvers provide ventilation for the old cellar stairway. Steps are pine; railing is wrought iron.

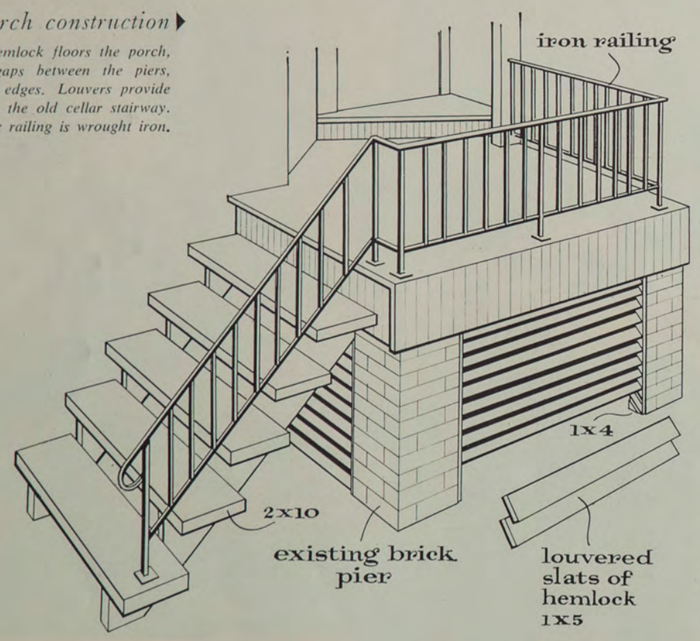



Simple steps with open risers replace the narrow old stairway. Materials cost just $12.

New look for the doorway

Graceful brick archway was revealed when the old porch (top of this page) was pulled down. Simple hemlock louvers fill the gaps between the existing brick piers.

PRODUCED BY JOHN O'KEEFE, PHOTOGRAPHED BY JOHN SEBERT





The Spence-Sales of Montreal have turned their three-acre river-front lot into one huge garden. But, when Winter comes

Their garden is *inside* the house

PRODUCED BY STANLEY FILLMORE; PHOTOGRAPHED BY PETER VARLEY

THE TWO PEOPLE at the left are sitting in an aerie discussing an anemone. The people are Mr. and Mrs. Harold Spence-Sales; their aerie is a glassed-in room on the second floor of their house in Preville, across the river from Montreal; and the anemone at Spence-Sales' fingertips is just about to get moved.

The anemone, and all the other plants in the Spence-Sales indoor garden, for that matter, get shifted about constantly. "We're always pushing the things around, shifting the plants here and there," Spence-Sales explains. "The room is never the same twice."

The room is a 12-by-18 foot sunroom on the south-west side of the house, jutting out from a second-floor living room. In the winter, when it gets the most use, the room is a little tame jungle, full of plants sprouting from pots on the floor, dangling from pots at the ceiling, or climbing up dowel trellises by the windows. When snow is on the ground, the Spence-Sales go there to study, read, or just sit and enjoy the view it commands across the Seaway.

Shifting things is no problem. The floor of the garden is concrete paving stones laid on a bed of sand. When someone feels like moving, say, the pool, he simply picks up the copper tray it lies in, and beds it in the sand in some other spot. The plants, either in copper trays or pots, can be shifted just as easily. And the plants are no trouble to look after. They simply spray them with a watering can. It doesn't matter at all if the water splashes around; the plywood floor under the sand is protected by a course of damp-proofing.

There is always water in the garden. Some of the copper trays are filled with water for growing water plants. Others are filled with water just for the sake of water. The Spence-Sales children don't do it any more (both in mid-teens, they've grown beyond it), but they used to keep creepy-crawly things in the water trays — crawfish, tadpoles, water bugs. Now the trays grow only plants, and an occasional crop of green algae that gets scraped out now and then.

When these pictures were taken, the Spence-Sales' room contained spider plants, cypress grass and potted anemones. All the plants have been shifted around from place to place since then, of course, and what the glassed-in room looks like today is anybody's guess. Probably not even Spence-Sales himself (a practicing architect and town planner who teaches both subjects at McGill) could tell until he finishes re-arranging things — and that pleasure never ends.





Detail of garden room floor has Eskimo walrus carving lolling on bed of sand beside metal-lined tray that once held tadpoles and other wildlife children found.



Translucent white Scandinavian light fixture hangs in front of wood dowels fixed a few inches in front of wall. Dowels support growing ivy, plant pots.

West wall of garden room supports a collection of potted ivy and saxifrage suspended on floor-to-ceiling-length dowels. Dowels are held, top and bottom, with ordinary screw-eyes. Pots of cypress grass and philodendron share floor with rocks and clay figure.



Erstwhile house for a pair of turtles, a copper tray now holds a selection of river stones. The biggest, an Eskimo carving of a seal's head, surfaces for air.



Garden-room floor is paved with pre-cast concrete tiles which can be moved about to allow insertion anywhere of planting boxes. Plants used here are chlorophytum.



One of Spence-Sales' favorite plants, scindapsus aurens, a lacy climber, is supported on dowels against a window. Both other plants are saxifrage. □

PRIVACY IN A PRAIRIE FRONT YARD

This Calgary family doubled their season for outdoor living by fencing in their front yard

DICK AND MURIEL LOCKE and their daughters may still be enjoying dining out on their Calgary patio for a couple of weeks yet — which is saying something on the western Prairies, where, even in August, you often need a sweater. But Calgarians will resort to any dodge to indulge their passion for outdoor living, and the Lockes' trick was neat and simple: build your patio on the south side to catch all the sun, then fence out the spoilsport breezes from the distant foothills. Although right in the front yard, the Lockes' patio enhances the looks of their house, and sheltered behind its handsome 5-foot 8-inch fence they make the most of their private oasis from May to October. "We have breakfast, lunch and dinner there whenever we can," Dick Locke says, "and Sunday breakfast always. The girls (twins Alix and Jane, 12) play records there, and Muriel and I have friends over for barbecues, dances and the like."

The patio's concrete is laid on three inches of gravel. The fence is a frame of two-by-fours filled in with plywood and topped with translucent plastic. Patio and fence cost $175 and is a conversation piece in the neighborhood. "Everybody else wishes he had one just like it," Mrs. Locke boasts — justifiably. □



Privacy fence has plastic top

Oblivious to activity on the Calgary street outside, the Lockes settle down to a barbecue supper behind the fence on their front-yard patio. Electric outlets enable them to cook the entire meal outdoors in the patio.



Potted plants and exotic shrubs grow in the sunny shelter behind the fence.



Brightly flowered sun umbrella provides shade when the sun gets too hot for comfort.



Careful planting and neat design make the fence a good-looking addition to the house.



Dick Locke, who thought up the idea for the patio, digs into a bowl of chili. Since the front patio was built, the side and back yards of the house have hardly been used at all. "The girls play volleyball out there—that's all," Dick says.

PRODUCED BY JAMES A. KNIGHT
PHOTOGRAPHED BY PETER VARLEY

Watch out for wicker madness—it's a virus that's infecting otherwise rational women

BASKETS FROM FAR-AWAY PLACES

PRODUCED BY PETER KEAY; PHOTOGRAPHED BY PETER VARLEY



Magazine basket comes from Hong Kong; sides are woven from Palembang rattan, $8.95.

Leaf-shaped trays with handles are from Hong Kong, vary in price. From left: $2; $2.39; $2.50. Cornucopia for displaying fruit comes from Hong Kong, is only $1.





Fish-shaped planter is from Hong Kong, can also hold small fruit, $2.95. Portuguese compote basket, $2.50.

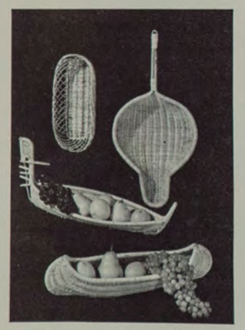

Top left: Madeira roll basket, $1.29. Others are all from Hong Kong: basket with handle, $1.50; gondola, $2.50; and canoe, $1.50.



Roll basket, $1; wine-bottle holder, $3.95; from Madeira. Elephant, Hong Kong, $2.95.

ALTHOUGH the sloop at right is tied to a dock in Toronto harbor, and the old seadog is really a landlubber, the baskets that surround him are the real thing. They come to Canada from Hong Kong, Poland, Italy, Yugoslavia, and the Portuguese island of Madeira. Basketware does come the long way round to get to our homes. The original rattan comes from Malaya, where ships under sail still come down the straits laden with the dried jungle vines. Then the rattan goes to those other faraway places in the form of cane and reed. There it is fashioned by deft craftsmen whose hands have not yet been replaced by machines. Other materials like wicker and raffia get into the act. Then when woven, the baskets travel to us over another ocean or two. Yet their prices are so reasonable, only the bigger, fancier pieces shown here cost more than $10. Many are under $5.

Not only do baskets come in a staggering variety, but you can use them anywhere in any house. They don't clash with any decorating style, at least none that we know of. That's why so many folk we know are bugs about baskets.

FOR WHERE TO BUY, SEE PAGE 82

Guide to baskets at right

1. Lantern basket, Hong Kong, $3.98.
2. Laundry baskets, Poland, $2-3 each.
3. Wall decoration, Madeira, $2-3.
4. Tabourets, Hong Kong, 3 for $20.
5. Italian basket, leather top, $34.
6. Picnic basket from Poland, $5.98.
7. Horse with lid, Hong Kong, $3.98.
8. Cat carrier, Hong Kong, $10.95.
9. Grey wastebasket, Italy, $18.95.
10. Basket, rope handle, Italy, $10.
11. Trays, Hong Kong, $6.95 for three.
12. Shopping basket, Hong Kong, $1.79.
13. Picnic basket from Poland, $4.50.
14. Long-handled server, Poland, $2.95.
15. Shopping basket, Poland, to $3.50.
16. Wine-bottle basket, Madeira, $3.95.
17. Drink basket, Hong Kong, $13.95.
18. Wine carrier, Yugoslavia, $5.95.

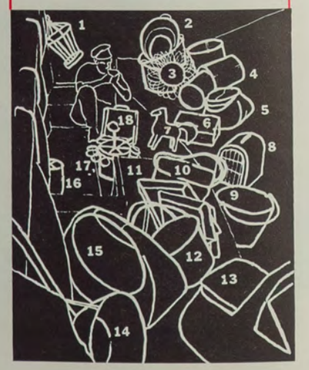



YOU'LL HAVE FEWER COLDS THIS WINTER WITH THE

Electrohome HUMIDAIRE



Choose from five furniture styled models. $49.95—$179.50 —or the new portable Humidette, only $29.95.

The air that heats your home is *dry* air—air that's lost all its moisture. To make up for this loss, it steals moisture from furniture, rugs and especially from *you!* Moisture is stolen from your nose and throat and this is how colds start. However, the Electrohome Humidaire helps prevent these colds by *replacing* the moisture in the air. It humidifies it, keeps it moist and sweet, washes it free of dust and pollen . . . and all for less than 1¢ a day! Find out more reasons why the Humidaire helps keep you free from colds.

For free "Humigraph" and name of your nearest dealer, write to: Electrohome, Kitchener, Ontario

ELECTROHOME VALUE

DEILCRAFT FURNITURE • TELEVISION • STEREO HI-FI • RADIOS • PHONOGRAPHS • HUMIDAIRES

MADE BY CANADA'S OWN *Electrohome*, KITCHENER, ONTARIO

3024



Setting the table she helped refinish herself, Mrs. L. R. Kirkby of Toronto uses crystal to match the table's antique effect in white and gold paint.

FOR $25, THEY MADE THEIR OLD DINING SUITE LOOK PARTY-NEW

By Margit Bennett

For most people, the first furniture for their first house must be cheap as well as attractive and comfortable. The house itself usually takes most, or all, of the money. For the furniture, you have to make do. But there's no cause for despair, if you're willing to substitute ingenuity and elbow grease for the money you don't have. For an example, see how the L. R. Kirkbys of Toronto improved a set of old furniture that just didn't fit in its original state.

When the Kirkbys had decided on a white background with gold antique effect for their particular furniture peeve, a dark dining room suite, they went at the renovation with meticulous care. First, they filled holes and scratches with woodfiller, then put on water glass. This marvel in a bottle is a protective coating that eliminates the tedious business of stripping off dark old varnish before you start refinishing. They spread the water glass (obtainable at a hardware store) with a cloth, let it dry to its fairly hard finish, then primed the surface with a flat white paint, using a brush. When the primer coat dried, they sanded the surface lightly with No. 2 sandpaper, then added two coats of flat white paint. They sprayed these coats from a pressure can, for the even effect that sprays give. Unless you're a real pro, you don't get as even an effect with a brush as with a spray. They sanded between these coats, but not after.

Then they sprayed on gold paint, shading it in from the corners, fading away toward the centres. They accented the original hardware with thick coats of gold paint. The seats of the chairs were recovered with foam



Using spray paint from pressure can, Mrs. Kirkby achieves a smooth surface.

rubber sheeting, and rose velveteen at $1.98 a yard. The whole job cost $25 for 6 chairs, table, sideboard.

The Kirkbys advise you to practice on an old board to learn how to shade the gold in from corners, edges. □

Simple way to clean small spaces

You can use your vacuum cleaner to clean the tiny crevices of typewriters, sewing machines, etc. Cut a small piece of cardboard into a circle, slightly larger than the end of the vacuum cleaner hose. Punch a small hole in the middle of the cardboard, insert a small flexible hose—the spout of a plastic watering can will do—and hold this attachment over the end of the cleaner hose. The suction of the cleaner will hold the cardboard in place and you can direct the small hose into the crevices while you work. It is better if the smaller hose is not airtight in the cardboard, and allows the cleaner to draw extra air, because restricting the cleaner to such a small intake for several minutes could strain and damage the vacuum cleaner motor. Rest the motor frequently while you work by switching it on and off or removing the attachment from the end of cleaner hose. □



Our Man admires a fine art

Our Man wears a respectful look. It is well deserved. He is watching a craftsman at work, hand-blocking Sanderson wallpapers to give them a telling touch of personality. Some of the blocks used in this method of printing are a little short of 100 years old—and still reproducing perfectly.

But, of course, most Sanderson wallpapers are machine-printed. It could hardly be otherwise since our range is probably the widest in the whole world. Within this range are all the patterns, colours and designs you could wish for; papers carrying with them the gleam and glow of the centuries; papers as up-to-date as tomorrow's newspaper; papers that will look wonderfully right in the place that *you* have in mind.

Before you redecorate, call at your Sanderson stockist's and linger through a few pattern books. You'll find them among the most rewarding reading you ever set eyes on.

SANDERSON WALLPAPERS AND FABRICS

By Appointment to H.M. The Queen Suppliers of Wallpapers Paints and Fabrics Arthur Sanderson & Sons Ltd. London

ARTHUR SANDERSON & SONS (CANADA) LTD.,
SHOWROOMS: 31 TERAULAY STREET, TORONTO 2 · 1452 DRUMMOND STREET, MONTREAL · 1610 SIXTH AVENUE WEST, VANCOUVER



Awkward Storage and Space pose no Problem

Transform your kitchen with modern ideas like this Canned Goods Storage Unit — a cabinet of any height to suit you, with plenty of shelves for ease and handiness.

Waterproof Glue Fir Plywood is easily cleaned, easily worked by a handyman, and takes paint or a natural finish beautifully.

THIS IS ONE OF 12 KITCHEN UNIT PLANS AVAILABLE FREE FROM YOUR LUMBER DEALER.

DID YOU KNOW HOME IMPROVEMENT LOANS ARE AVAILABLE THROUGH YOUR LUMBER DEALER OR BANK!

WATERPROOF GLUE
FIR PLYWOOD

FIR PLYWOOD MARKED (PMBC EXTERIOR)
HAS WATERPROOF GLUE
Western Softwood Plywood is Also Available and is End-Marked "PMBC Waterproof Glue WSP."
PLYWOOD MANUFACTURERS ASSOCIATION OF B.C., VANCOUVER 1, B.C., CAN.
C-60-4A

HOW TO GET YOUR FURNACE READY FOR THE LONG, CHILLY WINTER

Furnaces are like automatic robots these days. Usually all you have to worry about is setting the thermostat and paying the fuel bills. You don't even have to look at the furnace unless something goes wrong. And that usually means getting on the phone for the serviceman, so *he* will look.

But knowing what you can do to keep your furnace happy, and therefore working properly, can keep you in confident control of that robot down in the basement or in the utility room. Read the following tips carefully and follow their lead. They were collected from heating experts who know a great deal about the use and abuse of home furnaces.

Your burner needs plenty of air. If your furnace or boiler is in a tightly sealed basement or utility room, open a window an inch or two so air can get in to feed the combustion chamber, or leave the storm windows off a couple of windows.

Lubricate the bearings of all motors, fans and circulators. No machinery can operate long without lubrication, and neither can the moving parts of your furnace. See that the bearings on this equipment are suitably lubricated in the fall and again about half-way through the heating season. An expert should do it if you can't.

An annual inspection of the burner and the furnace or boiler is necessary. Any automatic fuel burner should be inspected annually by a qualified homeowner or by a serviceman. When the serviceman is inspecting the burner, he should also check the belt connecting the blower on a forced warm air system to its motor. If the belt shows signs of wear, it should be replaced.

Make sure the filters on a forced warm air system are clean. The filters should be replaced or cleaned at the start of the heating season, and again at the first of the year. The blower can't pull enough air through dirty filters to satisfy the furnace. Dirt-clogged filters cause more complaints than any other single thing.

Don't starve the kitchen fan for air. Open a kitchen window a few inches when the fan is running. If you don't, the fan will take its air where it can get it, and that may be from the chimney, with a serious effect on the operation of the burner.

Short and frequent burner operations give the best kind of heating. Smoother heating results if the heat is delivered into your rooms at short and frequent intervals instead of in one long and continuous quantity. For example, it may take 30 minutes of burner operation each hour to heat the house, and that heat could be delivered into the rooms in one 30-minute operation. But it would be much more comfortable in the house if the heat were delivered in six operations of five minutes each extending over the hour. This sort of operation is what the modern thermostat can give if adjusted for it.

Don't hide your heat. Hot water radiators and warm air registers work best when air circulates freely around them. Don't place furniture too close to your heat sources in the room.

Balance the heat in your house, so that all rooms are roughly the same temperature, i.e., within two or three degrees of each other. If the architecture and structure of your house makes this almost impossible with one thermostat, you should consider installing another. In split-levels and rambling bungalows, some areas of the house lose heat faster than others, and are affected differently by outdoor temperature changes. Split-levels may be difficult to heat because the warm air of the lower level flows up to the higher level, and the cold air of the upper level drifts to the lower. With a warm air system, you can balance the flow of heat by adjusting the dampers on the main ducts in the basement, or by partly closing registers in the hotter rooms. With a hot-water system, you can adjust



Don't leave lamp near thermostat.

the flow of water at the radiators. But adding thermostats to the system means an even automatic flow of heat to the different areas.

To be comfortable during the colder weather, you may require a room air temperature slightly higher than normal. A room air temperature of 70F. may be comfortable when the outside temperature is 40F., but it may seem cold at 10F. below. This is because the outside walls and windows are colder, and people in the house lose heat from their bodies more rapidly by heat transfer.

Humidity affects comfort. Of two rooms at the same thermometer temperature but with differing humidities, the damper room will actually be warmer for people than the drier. This is because moisture evaporating from human skin into the atmosphere of the dry room uses body heat. In high humidities, less body fluid evaporates and the body loses less heat. You can carry the humidity level higher in a house with storm windows than in a single sash. This is because condensation appears on single windows at an indoor relative humidity of about 18 percent, when the indoor temperature is 70F. and the outdoor is zero. The condensation trickles down the windows, accumulates at the sills, then runs off and damages walls below. Storm windows stay warmer on the inside than single windows, so condensation does not occur as rapidly. In a house with storms, you can raise the relative humidity to 48 percent, at 70F. inside, zero outside.

Heat your basement, at least in part, for warm floors. The air between the floor joists should be 70F. to 75F., so that the floors above will be comfortably warm. The heat put into a basement is not wasted, even though the basement is not occupied. Some of it of course, will move to the outside through walls and windows, but a large part will enter the floor above and heat the air in the rooms above.

Put the heat into your house where the cold comes in. The house loses heat through the outside walls and windows, and that is where the furnace heat should enter. Because the windows are the coldest surfaces, the heat delivery should be directly beneath them but not confined to that area alone. Warm-air registers should be beside the outside walls, or directly beneath the windows, or in an extended supply system that resembles and replaces conventional baseboards.

Hot-water radiators can be conventional radiators or extended baseboard radiators around the cold perimeter. Heat delivered to the house along the cold perimeter will warm the cold air collecting inside the exterior walls and windows before it drops to the floor to chill the floor air and cause uncomfortable drafts.

Make sure your thermostat is properly placed. The job of the thermostat is to measure the room air temperature and help maintain it at the level you want. To do that job, it must be able to measure the room air temperature and not some other heat source. It should be in one of the main living rooms of the house where it will be sheltered from changes in outside temperatures. It should never be near a radio, floor lamp, table lamp, TV set or any other heat-releasing appliance because it will be affected by that extraneous heat. It should be at least two stud spaces away from any hot water pipes or warm air ducts within the wall.

Put it on an inside wall, a stud space away from an outside wall. Above all, put it in the room you use the most, and don't hide it behind a door, or in a closet, or bury it in the bookshelves. □



Awkward Storage and Space pose no Problem

Wheel your cleaning equipment right to the job on this cart! — and keep everything handy yet hidden in this convenient utility closet. Here is yet another Fir Plywood idea for the housewife.

Waterproof Glue Fir Plywood is simply worked by a handyman, and easily cleaned by the housewife. Also it takes paint or a natural finish to fit in with your colour scheme.

THIS IS ONE OF 12 KITCHEN UNIT PLANS AVAILABLE FREE FROM YOUR LUMBER DEALER.

DID YOU KNOW HOME IMPROVEMENT LOANS ARE AVAILABLE THROUGH YOUR LUMBER DEALER OR BANK!

WATERPROOF GLUE
FIR PLYWOOD

FIR PLYWOOD MARKED (PMBC EXTERIOR)
HAS WATERPROOF GLUE
Western Softwood Plywood is Also Available and is End-Marked "PMBC Waterproof Glue WSP."
PLYWOOD MANUFACTURERS ASSOCIATION OF B.C., VANCOUVER 1, B.C., CAN.
C-60-4B



with the secret of seasoning . . on your table and in your cooking

LEA & PERRINS

THE ORIGINAL WORCESTERSHIRE SAUCE 18P

NEVER sold - RARELY given



Protected jealously by the Canadian Government, this emblem, "Canada Inspected" is granted only to fish packers able to meet the very rigid Standards demanded by the Federal Authorities.

It ensures that you and your family are able to buy the finest fish procurable which has passed daily Government inspection during the handling, processing and packing of only TOP QUALITY fish.

Sea-Seald Seafoods bear this stamp - "Canada Inspected"

Sea Seald Seafoods

b



Furniture masks heat from radiator.

NEW BEDROOM FURNITURE FASHIONS BY honderich



Swing twin beds with long headboard and mobile steel frames. Bedside Tables to match.

Fine furniture you love to call your own

'The Companions' collection is crafted simply and superbly in the Honderich tradition of beautiful furniture. Its charm flows from classic simplicity and the warmth of exquisite graining and tones of fine, selected walnut. Double and single beds are the same design as the swing twins above, bringing the smoothness of decorator fashion to your room. Steel frames swing out smoothly and effortlessly for bedmaking and room cleaning. 'The Companions' by Honderich . . . now showing at better stores across Canada.

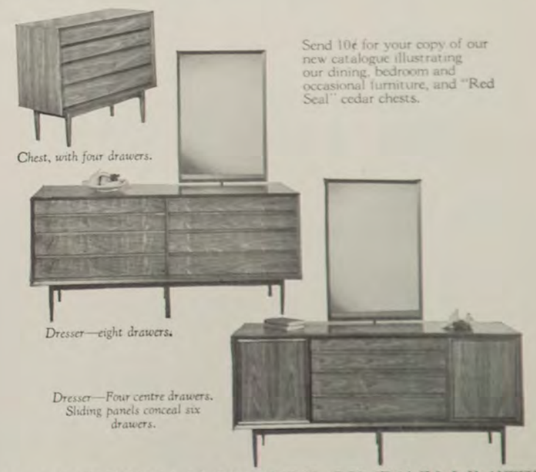

Chest, with four drawers.

Send 10¢ for your copy of our new catalogue illustrating our dining, bedroom and occasional furniture, and "Red Seal" cedar chests.

Dresser—eight drawers.

Dresser—Four centre drawers. Sliding panels conceal six drawers.

THE HONDERICH FURNITURE COMPANY LIMITED
Milverton, Ontario

You can wrap up 6 of

Your CHRISTMAS Gifts

right here by giving CANADIAN Homes

Fill in and mail these coupons (or the whole page) today

mail this order form to

CANADIAN Homes
481 University Ave., Toronto 2

my name .....
address .....
city ..... prov. .....

Include my own ☐ new or ☐ renewal subscription

☐ sign and mail cards for me ☐ send cards to me

☐ I enclose $..... ☐ Bill me after Jan. 1

XAD-0-60

1st gift $2.50 (or your own sub.)

each additional gift only **$2**
(Add $2 to each gift going outside Canada)

Order now — pay later: We'll gladly bill after Jan. 1st. Free gift announcement cards will be sent to all your friends.



3rd Gift $2

please send a year of Canadian Homes as my gift to:
name .....
address .....
city ..... prov. .....
sign my card FROM: .....
☐ OR send card to me for mailing



4th Gift $2

please send a year of Canadian Homes as my gift to:
name .....
address .....
city ..... prov. .....
sign my card FROM: .....
☐ OR send card to me for mailing



1st Gift $2.50

please send a year of Canadian Homes as my gift to:
name .....
address .....
city ..... prov. .....
sign my card FROM: .....
☐ OR send card to me for mailing



5th Gift $2

please send a year of Canadian Homes as my gift to:
name .....
address .....
city ..... prov. .....
sign my card FROM: .....
☐ OR send card to me for mailing



2nd Gift $2

please send a year of Canadian Homes as my gift to:
name .....
address .....
city ..... prov. .....
sign my card FROM: .....
☐ OR send card to me for mailing



6th Gift $2

please send a year of Canadian Homes as my gift to:
name .....
address .....
city ..... prov. .....
sign my card FROM: .....
☐ OR send card to me for mailing



DECORATOR, GORDON O'ROURKE, T. EATON CO.: PHOTOGRAPHER, DENNIS COLWELL

ELEGANCE FOR CORNER WINDOW

Corner windows, which often defy graceful drapery treatment, are elegantly blended here into a bedroom with yellow silk walls and Directoire furniture. The windows have full net white curtains dropped to the floor and two pairs of separate draperies meeting in the corner and tied back in a theatrical bunch. The wide yellow and green stripes of the draperies blend with a yellow-green bedspread, blue Moroccan rug, and light blue headboard on the bed. The flooring is white vinyl tile. ☐



FOUNDED MINTON 1793 BONE CHINA MADE IN ENGLAND

MINTON
"Vintage" PATTERN

"THE WORLDS MOST BEAUTIFUL CHINA"

Minton china is renowned the world over for its loveliness and peerless quality. "Vintage" is a beautiful grape-motif design in soft shades of Brown and Grey leaves and raised hand enamelled Pink. On a plain shape with Gold edge.

Write Today for COLORED ILLUSTRATIONS of Minton Patterns, also the name of your nearest Minton dealer
Meakin & Ridgway (Canada) Ltd., 55 Wellington St. West, Toronto



BERRY FLOAT-AWAY



BERRY FOUR-SECTION DOOR



BERRY SUBURBAN

For Wonderful

Wide-Open

Spaces!

This door really opens—and wide. A finger's touch folds it back against the door frame and out of the way. Combining beauty and convenience, the Berry Float-Away makes the most of closets and storage areas—without robbing rooms of furniture and wall space. It's the perfect door for modernization and first choice, too, for new homes.

And because it's steel, the Float-Away Door is good for a lifetime . . . won't swell or warp, crack or peel. It can't come off the track, either. Guaranteed for five full years, both the flush and new louvered models are available with neutral prime coat in a wide range of sizes. See your local lumber or building supply dealer about the handsome, inexpensive Berry Float-Away. Or write—*Berry Door Co., Ltd., Wingham, Ontario.*

Berry
STEEL DOORS

FULL FIVE-YEAR GUARANTEE

THE UNIVERSITY OF MANITOBA LIBRARIES



Will your trees be as lovely next summer?

You can be sure they will be—if you give them the tender loving care such close friends of the family deserve.

Now is the time to deep-root feed your trees. This will assure their fullest vitality for a beautiful spring showing. Pruning away broken or dead limbs, and bracing or cabling weak forks, will prepare your priceless trees to withstand the weight of heavy ice and snow.

Before you forget—and regret—arrange now for Davey tree care. When next summer comes and your lush-green, leafy friends give you many precious hours of contentment in their shade, you'll be truly glad you had Davey experts care for them—*in time*. Davey provides the world's most experienced crews, working with the most efficient equipment.

Look up DAVEY TREE SERVICE in your phone book or write

DAVEY TREE EXPERT CO.
OF CANADA, LTD., 10 Jethro Road,

Downsview P. O., Ontario
CHerry 1-7191
70 Carling Street
London • GE 9-6271
MARTIN L. DAVEY, Jr.
President

DAVEY TREE EXPERT CO.

THE OLDEST AND LARGEST TREE SAVING SERVICE IN THE WORLD

WHY NOT? *continued from page 19*

the table where the rest of the family is eating. I don't have a glimmer of an idea what this could be like, unless it were some sort of a bubble that hung from the ceiling.

There is so much that could be so useful. Why can't vacuum cleaners and the like be transistor operated, like pocket radios? Anyone who has tripped over that treacherous snake of a cord as often as I have would appreciate that—to say nothing of the fact that no matter how carefully you clean your room, there is always one tiny dust mouse left, clinging tenaciously to that coiled-up, monstrous cord. Maybe they could be plugged in after using, to recharge.

I sometimes wonder if the manufacturers of vacuum cleaners are all two feet tall, or if they just never try running their own machines for three or four hours at a time? My centre of gravity and that of any known vacuum are just not the same; hence, backache. In hospitals they have little carts that are wonderfully mobile, and that you could push all day long without a twinge; why doesn't someone come up with a high, table-shaped cleaner that you could push slowly in front of you? There



"We could put baby in a bubble . . ."

could even be room on it for your other cleaning utensils. It could be fitted out with a scrubber and waxer on the bottom, lowered by push-buttons; there could be a fine spray to apply liquid wax. On top, the usual tubes for dusting, crevices, etc., could come complete so that all you needed to do was reach. You would not have to stop, remove this nozzle, search, attach lost nozzle after going back to the bedroom to get the darned thing where you forgot it. There might even be a buffer for small furniture.

Something else no one has ever thought of: an electric window cleaner. I would settle for a squirt machine for window cleaner fluid, plus a quick-dry blower, if nobody can think of anything better.

Why is furniture not flush with the floor? Why is there always that little space for the care and breeding of dust mice — but of no other earthly use? Could not a storage drawer be added, and everything . . . bed, dresser, drawing room suite and bookcase . . . that cannot be picked up with ease by a small child, be flush with the floor? Either that, or let's lift things way up in the air where a respectable mop can have a chance.

Why not garbage disposal units for every room in the house? With a push-button blower system, they could be installed in a corner of the floor. Then we'd have a complete wastepaper basket, garbage, and dust system, all the refuse being blown along to a central disposal unit, which could be connected with the liquid



"A cage would be handy at times . . ."

disposal needed in the kitchen. If street mains won't take it, blow it right into a garbage can.

Why don't manufacturers of children's shoes leave a little white space between the sole and the heel to record the child's name and address in indelible ink? Why doesn't someone make plastic paper dolls?

And why can't we buy plant pots and vases in plastic that have the refined beauty of the handsome British pottery you buy, decorated with classical figures? It could be done; look at the detail on children's toys. Such a vase, with ivy growing in it, would be a great beauty. While they're at it, why not copy in plastic the great museum pieces? Yes — we can already buy reproductions, but only at a cost so great that those of us with small children hesitate to buy them only to see them broken. Why aren't there natural reproductions of birds and animals — cheap?

At least, why can't the plastic people make clear plastic cartons and shoeboxes? The cardboard variety are so wonderful for storage, but they always look so shamefully temporary. Clear plastic cartons would display the merchandise in the store — and tell you where you stored your old cheque stubs at home.

And why aren't rooms round? This could go on forever, and wishes aren't horses. But maybe, someday!



idea *Straw is aid to lubrication*

If you use a drinking straw as an extension on your oil can, you can reach out-of-the-way places that are often difficult to lubricate.—*George Pickow.*

(Advertisement)



THE CANADIAN MOOSE, one of the most impressive and stately species of big game animals, attracts trophy hunters from all over the world.

Seagram tells the World about Canada

OVER THE YEARS, through its advertising abroad, The House of Seagram has continually told the people of other lands about our country and her many distinctively Canadian customs, achievements and products.

The advertisement on the facing page is one of a series now being published by The House of Seagram in magazines circulating throughout the world. From these Seagram advertisements the people of many lands — in Latin America, Asia, Europe and Africa — come to know Canada better, her wealth of resources, her outstanding recreational facilities, such as hunting, her renowned cultural achievements and her great traditions.

The House of Seagram has always believed that, in addition to promoting its own products in foreign markets, promoting the reputation abroad of *all* Canadian products and accomplishments is in the best interests of every Canadian.

Through these full-colour world-wide advertising campaigns, Seagram helps unfold the story of the Canadian people and their use of the rich and varied natural resources of this favoured land . . . an inspiring narrative of our great and growing nation.

LORNE BOUCHARD, A.R.C.A.



Born and educated in Montreal, where he still resides, this artist is noted for his extensive sketching excursions all over the Province of Quebec. He is represented in collections in Canada, the United States, Mexico, England, South America and India.

For reprints of this painting, suitable for framing, write: The House of Seagram, 1430 Peel St., Montreal, Quebec.

Canada is Famous for its Hunting

CANADA'S WIDE VARIETY of wildlife provides some of the world's most exciting hunting, including moose, elk, caribou, deer, mountain sheep, bear, and a wide range of waterfowl and other game birds.



Painted for The Seagram Collection by Lorne Bouchard, A.R.C.A.

Canada is Famous for Seagram's V.O.

Honoured the world over for its smoothness,

light-body and delicate bouquet, Seagram's V.O.

is the lightest, cleanest-tasting whisky you ever enjoyed.

That's why: *More people throughout the world buy Seagram's V.O.*

than any other whisky exported from any country.



Say Seagram's *and be* Sure

MORE THAN 100 YEARS OF KNOWING HOW



Claude Lorrain: Pastoral Landscape. Collection: The Art Gallery of Toronto

CLASSIC ELEGANCE...EXQUISITE ARTISTRY

Fine Bone China by Royal Doulton

Like the great paintings of old, fine bone china by Royal Doulton is famous for mellow subtleties of colour, graceful detail in design and peerless craftsmanship. To enhance the hospitality of your table, do as the world's most discriminating hostesses have done for generations: choose Royal Doulton . . . in the gracious tradition of unquestioned good taste.

"Choosing your Tableware"—A 90-page handbook for every hostess —with 73 beautiful colour photographs of Royal Doulton bone china, dinnerware, and English Translucent China designs. For your copy, send 25¢ to address below. Name and address of nearest dealer sent on request.

CHATELAINE SEAL OF APPROVAL INSTITUTE

KIMBERLY: Soft grey leaves on a modern coupe shape. $13.95.*
STRASBOURG: Elegant design in lustrous gold and rich ruby. $26.95.*
CHATELAINE: Scroll shape, rimmed with sprigs of flowers. $14.95.*
ADRIAN: Stylized design in gold on fluted white ground. $17.95.*
*Approximate price for 5-piece place setting. All patterns in open stock.

Royal Doulton

DOULTON & CO. (CANADA) LIMITED, DEPT. C, LAWRENCE AVE. EAST & CARNFORTH ROAD, TORONTO 16, ONTARIO.



CROWD COMING FOR COCKTAILS?

For your party, here's the basic equipment, recipes and what to serve with drinks

By MADAME JEHANE BENOIT

TO GIVE A GLAMOROUS cocktail party and have fun yourself, it's not necessary to know how to shake such cocktails as Brain Dusters, Bull Frogs, Depth Bombs, or Maiden's Prayers. No—because now the fashion is Martinis or straight such and such "on the rocks." If you're just having a few friends in for drinks before dinner, you can be as elaborate as they like—but this month we're talking about entertaining a crowd, and you'll want to keep your drinks simple and save your energy for making canapés—and having a good time.

Cocktail time brings to mind bars, accessories, glasses and heavy demands on the budget. I don't think it should; one can be a bar wizard with just a few kinds of liquor and accessories.

Equipping your bar

Whether you mix cocktails in the kitchen or at a luxurious bar, you only really need to have the following kinds of liquor in your cabinet: dry and sweet sherry, rye, scotch, gin, sweet (Italian) and dry (French) vermouth, and bitters. At your party, light drinkers will drink sherry. Most drinkers like and will drink highballs. Anywhere from a third to a half of your party will drink cocktails —and Manhattans and Martinis will take care of them. Manhattans are a two-to-one mixture of rye and sweet vermouth; Martinis a similar mixture of gin and dry vermouth. Some people prefer three-to-one or even four-to-one combinations in these drinks. If you think your crowd will drink cocktails in quantity, you can pre-mix them and store them in a capped jar or pitcher in the refrigerator.

As much as I like fruit juice in a colored glass, I avoid colored glasses for cocktails, because they have a way of disguising the appearance of a drink. Cocktail glasses, as a general rule, have stems, because a drink is warmed by the hands and a cocktail, especially a Martini, should be cold. Highballs are served in 8-to-10-ounce tumblers. These and sherry glasses are all the glassware you need for your party.

Most professional bartenders use only a few essential tools. There is a certain pleasure in equipping one's bar with a few unnecessary ones, but these are the only accessories you need for creating a well-run cocktail party.

- a handsome jug to do your mixing in
- 1 or 2 long bar spoons for stirring
- 1 cocktail strainer, a round one with a flexible edge large enough to be fitted over mixing cup
- 1 muddler, used for mashing orange, lemon peel
- a jigger marked for 1½ and 2 ounces
- 1 small, sharp knife for cutting lemon, etc.
- 1 good wine bottle opener and screw cap opener (look for a wine opener that is almost automatic—it won't break corks)
- 1 ice bucket—always use fresh ice when serving drinks; stale ice spoils the flavor.

A few attractive linen towels are useful for wiping tables and fingers. Souvenir matchbooks kept in a large brandy snifter make an elegant bar decoration and, of course, you'll need lots of ashtrays. Cocktail napkins come in many styles and colors—you'll find some you like. And you might remember—if you're planning a party for a very large group, it might be a good idea to move some of the furniture out of the room.

On the next page, you'll find some of my favorite cocktail and canapé recipes. And see the page after that for my favorite dinners for those inevitable guests who stay after the cocktail party is over. Feeding them needn't be a difficult chore.

Good living à la Benoit

Cut out Mme. Benoit's lesson along this line

Here are a few classic drinks, a few of my special favorites



If you want to experiment with drinks, there are many good bar books that will give you all of the classics, variations on them, and some very odd mixtures as well! Here, the basic Martini and Manhattan and a few of my own favorites. *All glasses should be well chilled before the party ever gets started.*

MARTINI: 2, 3, or 4 parts of gin to 1 part of dry vermouth. Stir with cracked ice, strain into glass, serve with curl or twist of lemon (a thin slice of outer rind without any white) or an olive.

MANHATTAN: 2 ounces of rye to 1 or ½ ounce of sweet vermouth, a dash (about 3 drops) of bitters. Stir with cracked ice, strain into glass, add cherry. Bitters, incidentally, does not mean "bitter." They have a pungent, herbal quality that blends other ingredients into harmony.

MY OWN IMPROMPTU: Pour in a cocktail glass 2 ounces of French cognac, 1 or ½ ounce of lime syrup (a simple syrup with fresh lime juice and grated lime added), 2 dashes of Angostura bitters. Stir and serve immediately.

GIN AND TONIC: Rub the peel of a lime or a lemon around the inside edge of an 8-ounce highball glass. (This is seldom done, but once tried, it cannot be omitted.) Pour in the glass 2 ounces of dry gin, add ice cubes, a slice of lime and fill glass with quinine water.

SIDECAR: Stir equal amounts of lemon juice, brandy and Cointreau. Stir, don't shake, with cracked ice. Strain in cocktail glass. Twist a peel of lemon or lime over the top. (Lemon is classic—I prefer lime.) Serve as quickly as a Manhattan or a Martini for, as in those cocktails, no ice is served in the drink, and it must be cool to be at its best.

FROZEN DAIQUIRI: Place in glass jar of blender, 2 ounces of white rum, juice of half a lime or lemon, 1 teaspoon fruit sugar. Add 1 cup of crushed ice. Cover the jar and blend 30 seconds. Add another ½ cup of crushed ice. Cover and blend again. Now, it should look like a sherbet. Pour into cocktail glass. Sip through a small straw. Delightful on a hot day or even on a cool one . . .

STINGER: Pour in a glass an ounce of brandy or good French cognac. Slowly top with an equal amount of Crème de Menthe. Do not ice or stir. The Crème de Menthe should have been refrigerated for 3 to 5 hours.

Syrup to sweeten

If you need a sweetener for making, say, Daiquiris, you can use very fine fruit sugar. However, a liquid is preferable. Here's a recipe for bar syrup: Combine 4 cups of sugar and 1 cup of water in a saucepan. Place over medium heat and stir until the sugar is completely dissolved. Reduce the heat and let syrup simmer until the liquid is very clear. Cool, pour into a well-corked bottle, keep in refrigerator until it's needed.

You can make hundreds of lovely canapés from these three bases



Canapés or snacks served at cocktail parties are related to Swedish smorgasbord, French "amuse-gueule" (hors-d'œuvres), Italian antipasto, Russian zakuska or Greek oretika. They must always have charm, be alluring to the eye, light on the stomach and tasty to the palate. They must make you want to eat more and more. They should be small morsels to eat with the fingers or with small picks. They can be very elaborate, varied and beautifully garnished, but I don't think these are for our present way of living; they involve too much work and last-minute preparation for a hostess without much help.

I think these recipes should serve only as a guide, stimulating your imagination. They are made with so many different kinds of foods that almost anytime, you can find the ingredients on your shelf.

Canapé Bases

TOASTED CANAPÉ BASES: Cut rounds, squares or fancy shapes from thin bread slices with a cooky or sandwich cutter. Or, remove the crusts and cut the pieces of bread in four. Place on broiler rack, about 3 inches from the flame. Toast on one side. Brush toasted side with melted butter. Spread appetizer mixture on untoasted side. Savory butters add flavor to canapé bases and many of them may be used, if applied liberally, without any additional canapé spread.

BUTTERED BREAD BASES: Cut bread into shapes. Sauté on one side in a little butter in a heavy skillet over very low heat. (You will find that sautéed canapé bases are more desirable than ordinary toasted bread bases. They have far more flavor than the toasted ones.)

Drain on absorbent paper. Spread plain side with spreads or butter.

Canapé bases should be spread as close to serving time as possible. Allowing them to stand ruins them. If possible, don't spread them more than ½ hour before serving time.

PUFFY CRACKER BASES: Soak tiny soda crackers in ice water for 8 minutes. Drain on absorbent paper and remove to greased cooky sheet with spatula. Brush with melted butter. Bake in 450F. oven for 10 minutes. Reduce heat to 350 F. and allow to dry out for about 20 minutes. They should be crisp and delicately browned. You might vary these by sprinkling them with finely chopped nuts, or by mixing melted butter with a little curry powder and paprika.

COCKTAIL CRÊPES: Mix and sift ½ cup of all-purpose flour and ½ teaspoon salt. Mix 2 beaten egg yolks and 1 cup of water. Combine the two mixtures and beat until smooth. Drop on greased skillet or griddle like little pancakes. Cool and spread with desired canapé filling and roll. This amount makes about 20.

CHEESE PUFFS: Blend ¼ lb. strong Cheddar or Stilton cheese with ¼ cup of butter. Work in ½ cup sifted all-purpose flour and a dash of cayenne or bitters. Chill 2 hours or longer. Roll into balls 1 inch in diameter. Bake in 450F. oven 15 minutes. This makes about 30 Puffs.

Canapé Butters

To prepare the following savory butters, mix the ingredients with ¼ cup of creamed butter. These keep well refrigerated in a covered container. Always use soft when spreading on bases.

ANCHOVY BUTTER: 1 tablespoon anchovy paste, ½ teaspoon lemon juice. Caper butter: 1 tablespoon finely minced capers and chives. Caviar butter: 2 teaspoons caviar, ¼ teaspoon grated onion, few drops of lemon juice. Garlic butter: 1 small clove garlic, minced very fine. Roquefort butter: 1 tablespoon Roquefort cheese. Watercress butter: 2 tablespoons finely chopped watercress, 1 teaspoon lemon juice, few drops Worcestershire sauce.

Canapé Sauces

AMERICAN COCKTAIL SAUCE: mix 1½ cups ketchup, 1 tablespoon horseradish, ¼ cup lemon juice, 1 teaspoon finely chopped celery, 1 tablespoon Worcestershire sauce, a few drops onion juice, a few drops of Tabasco and ½ teaspoon salt. Chill thoroughly.

COCKTAIL DRESSING: Mix ½ cup mayonnaise, 1 tablespoon lemon juice, 1 tablespoon ketchup, 1 tablespoon horseradish, ¼ teaspoon paprika, 3 drops Worcestershire sauce, 2 drops Tabasco and salt to taste. Chill thoroughly.

CUCUMBER SAUCE (*for fish, seafood*): Mix ½ cup chili sauce with 1 teaspoon onion juice, 1 teaspoon lemon juice, ½ cup pared and grated cucumber, dashes of pepper, salt, Tabasco sauce.

With these canapé bases, butters and sauces, plus all of the usual sardines, tuna, seafood of all kinds, cheeses, pickles, raw vegetables, you can build hundreds of lovely canapés.

Party arithmetic

Figure on a minimum average of 3 drinks per person, 4 to be on the safe side. A 25-ounce bottle of rye, scotch or gin, will provide 16 one and a half ounce drinks or 12-13 two ounce drinks. If you're mixing Martinis or Manhattans in quantity, 32 ounces of liquor and 16 ounces of Vermouth will, with melting ice, provide about 50 ounces or 17 drinks.

Say, then, you're giving a party for 16 people and think half will drink Martinis and half highballs. You will need, roughly, 2 bottles of rye, gin or scotch; about 3 bottles of gin and about 2 of vermouth. You'll have a little left over — unless the party's too good to leave, and no one goes home.



Contemporary glassware for a cocktail party, some of it dual-purpose. Note the Martini glass — its stem keeps you from warming a drink served without ice.

Cut out Mme. Benoit's lesson along this line

How to cope with folks who stay on after the party: feed them



Often, after the cocktail party is over, we find we still have four or five guests; or, we've asked our closest friends to stay for a bite afterwards . . . and everyone's hungry. You can all go out in the kitchen and scramble eggs, but it's far more gracious to be prepared for these post-party guests ahead of time.

I have four main dishes that I make for these occasions. They're all favorites that I'm never tired of serving — nor my friends of eating, apparently. I always have one of these ready to serve, along with a salad, or sliced tomatoes or cucumbers, celery and radishes. Sometimes I begin with a hot consommé—but never a creamy or rich soup. Dessert is fruit, or cheese. Here are my four "classics."

Le Jambon Persille

This is a classical dish from Burgundy in France. It's a jellied pâté of ham, so thickly covered with parsley that the pink ham seems to be set in new cut green grass.

Place in a saucepan 5 to 8 lb. of ready-to-eat ham, boned and rolled. Add 1 can of undiluted consommé, ½ bottle of dry white wine, 2 cups of water, a veal bone (without meat), ½ cup fresh minced parsley, 1 tablespoon tarragon, 2 bay leaves, ½ teaspoon thyme, 3 small onions (cut in four), 1 clove of crushed garlic, a few peppercorns. Bring slowly to a boil and boil, covered, for 45 minutes. Remove ham from stock. Skin it. Chop the ham and the fat rather coarsely and press gently into the bottom of a glass bowl or an earthenware casserole.

Strain the stock through a fine sieve. Soak 2 envelopes of gelatin in ¼ cup of cold water for 5 minutes. Add it to the hot, strained stock and stir until it's dissolved. Cool to lukewarm and remove all the fat from the surface. Pour a small amount over the ham and refrigerate until set in a jelly (30 to 60 minutes). Flavor the rest of the stock with 2 tablespoons of brandy and add 1 full cup of finely minced parsley. Pour over the ham and allow to set in the refrigerator.

To serve, unmold this aromatically flavored ham nested in glimmering green jelly, and serve with hot French bread, Dijon mustard and a glass of red Burgundy. I think you will find it all unforgettably delicious.

Terrine Maison

A pâté, or terrine maison, is one of those mixtures that can be varied to suit one's fancy — but the following is a sort of basic pattern.

Grind, quite fine, 2 lb. each of fresh lean pork or veal or chicken or duck and 2 lb. of liver (chicken, calve's, beef or pork). I like to put my meat through the chopper two or three times, making it very fine.

Mix thoroughly or put through your electric blender 2 tablespoons each of brandy, Madeira or sherry, 2 crushed cloves of garlic, 4 sprays of parsley, 1 minced shallot, ½ teaspoon of ginger, ¼ teaspoon each of cinnamon, cloves and nutmeg, 1 teaspoon of basil, 1 tablespoon of salt, ¼ teaspoon of pepper. Add to the minced meat.

Line a casserole or terrine with strips of bacon, fill with the meat mixture, bake uncovered in a 350F. oven for 1½ hours. Then place aluminum paper on top and weight it. Chill in the refriegrator for 6 to 8 hours. Serve unmolded or from the terrine with bread or crusty rolls, sliced tomatoes and cucumber and a glass or two of chilled white wine.

Piperade

This is a famous specialty of the Basque country. It can be served hot or cold and is good both ways. It's a sort of highly flavored scrambled eggs, and it's especially popular with men.

Peel 1 lb. of tomatoes and cut in small cubes. Remove the seeds and ribs of two large green peppers and cut the peppers in thin strips. Heat 2 tablespoons of butter in a skillet, toss in the vegetables, salt, pepper and cook over a low heat for about 20 mintes. Stir occasionally.

Get out a griddle or skillet and fry 4 thin slices of ham just a minute or so. Keep them warm until you need them. Put ¾ cup of dry breadcrumbs and ½ cup milk into a bowl, let soak until crumbs are soft, then squeeze out the excess liquid with your hand. Beat 6 eggs slightly and mix with the soft crumbs. Stir into vegetable mixture and cook until mixture begins to "set." Serve it on a warm platter with the ham on top. This recipe is enough for four people, even hungry ones.

Les Oeufs au Saffron

Eggs with saffron are Spanish in origin. You can prepare this recipe ahead of time and heat it when you're ready to serve.

Start your oven at 425F. or "hot." Cut 8 hard-cooked eggs in half lengthwise, remove their yolks and mash them until they're smooth. Melt 2 tablespoons of butter in a little saucepan, stir in 2 tablespoons of flour smoothly, add 1 cup milk or light cream gradually and cook, stirring constantly, until bubbly. Season with ¼ teaspoon salt. Stir *half* the sauce into the mashed yolks along with finely chopped parsley, ¼ teaspoon pepper, ¼ teaspoon salt. Stuff mixture into egg cavities, arrange in a baking dish. Stir ½ teaspoon of saffron into the remaining sauce and pour it over the tops of the eggs. Sprinkle with 1 tablespoon of bread crumbs, dot with butter, bake 8 to 10 minutes. This is for six people — along with bread, a green salad, and a glass of dry sherry or, if they prefer it, white wine. □



Aynsley ENGLISH BONE CHINA
Reg'd Trade Mark

sold at better shops across Canada

"Sherwood" is a new, modern Aynsley creation in subtle Nile Green on a pure white background. Finished with gold edges in the scolloped shape.

Canadian Address: 94 Wellington St. West, Toronto

SUPERB DINING ROOM FURNITURE
In Fine Mahogany
By
RIDPATH'S
Limited



A beautiful mahogany serpentine front sideboard in traditional 18th century design. The top is cross banded in satinwood and the feathered mahogany doors are inlaid and cross banded in the satinwood. Part of a large group of fine pieces — made in our own workshops — which can be used together to create a dining room of quality and distinction.

Sideboard $525.00

MAKERS OF FINE FURNITURE
RIDPATH'S Limited
906 YONGE ST. WA. 2-4147



idea

Napkin drawer uses wasted space

Build a shallow drawer into waste space at the top of a cupboard to house place mats and napkins. Drawer is ¼-inch fir plywood painted to match cupboard. — *C. A. Fenner.*

Here's how to wash your dog the right way

The best way to keep your dog clean is by brushing and combing him every day. If you do, you won't need to agonize with him through frequent soap and water baths. But if you find that city smog coats your dog with the kind of gummy dirt that sticks even to you, add regular baths to his grooming schedule.

Use tepid water, and bathe the dog once every two weeks if necessary, but no oftener than that. Too much bathing dries out the dog's natural oils, leads to a scurfy skin condition and detracts from the natural beauty of his coat.

You can bathe him in a bathtub, in a big laundry tub in the basement, over a cellar drain, or outdoors. If you use a tub, leave the plug out, attach a hose to hot and cold taps, and mix the water so it's about the temperature of your skin, with a slow flow. Take an eyedropper and protect the dog's eyes from soapy water by giving him two drops of mineral oil in each eye. Make sure the oil is about the temperature of your own skin. Roll up a couple of balls of cotton batten, stuff them in the dog's ears so water will not flow into the passages. Then wet him down thoroughly, using water alone, starting at the neck and working back and down, so any fleas present will be driven away from the head toward the ground. Avoid wetting his head. Rub some soft soap or detergent over his coat, massaging lightly, then, using the hose again, take off all the soap or detergent. This is one of the most important steps: if you leave any soap on, it can cause dry, itchy skin condition, especially in long-haired dogs.

After you've rinsed him off thoroughly, wrap him in towels, dry him off as well as you can, then keep him from sitting still. If he just sits in a corner staring at you resentfully, vowing never to take another bath, don't stare him down; take him outside, unless it's well below freezing, and make him run to stay warm. Exercise is the best way to prevent his getting chilled when his coat has the unnatural wetness caused by the bath.

Washing isn't the way to rid him of skunk smell. Sluice him with tomato juice, and let the juice dry on him. Brush it out the next day, repeat the process if the dog still stinks. Never use water, because it aggravates the condition, fixing the skunky oil on the hair. You can also use gasoline or ether, but *only* if you are trained to use them, and tomato juice isn't available. The common room deodorizers containing chlorophyll are effective, too. Empty the liquid from the bottle, rub it wherever the skunk has sprayed the dog, let it dry and brush it out the next day.

For grease that won't come out with soap or detergent, you can use ether, but, again, *only* if you're trained. Otherwise, let your vet do it.

Both before and after the dog's bath, you should groom him thoroughly, taking out the matted hairs, burrs, etc. The after-bath grooming also contributes to restoring his circulation. Use a stiff brush, with a steel toothed comb that has rounded ends on the teeth and follow gently the natural growth of the hair in each stroke. A short preparatory brushing against the lay of the coat will remove loose hair. Far from fighting this daily grooming, as they may fight a bath, some dogs get to like the feel of the brush and comb so much they get that half-lidded look of pleasure in their eyes that proves, as nothing else will, that all this trouble is worth it.

CH would like to acknowledge the assistance on this article of the Honorary Veterinarian to the Canadian Kennel Club, Toronto. □



Wash without water

Recipe for a waterless bath: mix hardwood sawdust, bran, cornmeal and chalk in equal quantities, rub it all over the dog, then brush it all out firmly and gently.

He's a tenderfoot?

If you dog's pads are becoming tender from calcium chloride (used on city roads in winter to melt ice, gravel roads in summer to lay dust), you can toughen the pads with a 5 percent solution of tannic acid in rubbing alcohol. Even a very strong brew of tea, in water, applied externally, will help to protect the pads.

A picture of our product will tell you nothing!



QUALITY is difficult to portray

Sure, we could show you any one of the many furnaces we make. You would notice the pleasing, compact design and its rugged exterior construction—**but** you would not see the most important features. You **wouldn't** see the heavy gauge steel combustion chamber, guaranteed for 20 years. You **couldn't** see quiet, vibration-free operation, or efficient, economical performance . . . or the over 100 years' experience that has made Clare the leader in modern, scientific heating.

All we can suggest is that you see a Clare-Hecla furnace at your local Clare Dealer. He is a competent, heating expert, backed up by a positive factory guarantee, your assurance of complete satisfaction.

There's a Clare-Hecla furnace to suit your exact heating requirement, whether gas, oil or solid fuel. For further information (with pictures), drop us a line for the name of your nearest Clare-Hecla dealer.

CLARE BROTHERS LIMITED
Preston Ontario
Canada's heating specialists for over 100 years

Gas, oil or solid fuel
CLARE HECLA Furnaces

HOW TO RID A HOUSE OF PESTS THAT FLY, CRAWL, WALK, JUMP

Pests usually come in to your house by invitation. Withdraw that invitation, and the pests disappear. Even a damp mop standing in a basement corner can draw certain kinds of insects: you have to be a careful housekeeper to keep out all the bugs, birds and animals that will feed, nest or breed in your house.

Commonest rodent pest is the mouse. It's been calculated that in six months, one pair of house mice eats about four pounds of food and deposits about 18,000 droppings. In that time, they also produce about 30 offspring, who add to the droppings; they in turn start breeding more mice, because they are mature within three months. So if you're going to stay ahead of the mouse in your house, you have to move fast.

Preventive measures include:

KEEP GROUND-LEVEL WINDOWS and doors tightly sealed when not in use. Use metal flashing at door bottoms, make sure doors are self-closing.

COVER OPENINGS around pipes and in foundation walls with cement or ¼-inch mesh wire screening.

KEEP CONCRETE FLOORS crack-free. Pour deep footings so mice and rats can't tunnel underneath.

ELIMINATE WEEDS near entries: prevent garbage spill-over, store all mouse-attracting materials at least 18 inches above the floor, on mouse-proof legs. These materials include human foods and nesting materials like clothing, bedding.

If you have to set traps, use an anti-coagulant such as warfarin to soak the bait. Place the traps in runways, baiting them with bacon, peanut butter, raisins or ground meat. A piece of cotton tied to the trap will also attract mice.

Rather than struggle to get one trap behind a refrigerator, place one at each corner where the fridge stands against the wall. You thus eliminate the likelihood of a dead mouse beginning to smell in your kitchen before you notice it.

You can control most common household insects by simple cleanliness. However, if you find that they are coming in regardless, the first step is to attack them with a spray killer containing DDT. Use these sprays carefully, according to the directions, because in large and concentrated quantities, they have killed people. If you find that you can't clear up the situation on your own, it's best to call in a pest exterminator. Always remember, however, that all wild life is interdependent: the skunk, for instance, commonly regarded as an unalloyed pest, actually keeps your garden free of white grubs, the larvae of the June bug—if you let him. Similarly, birds keep down the insect population round your house. Therefore, it's wise to study the habits of your pest, before you decide the best way to rid yourself of him.

An obvious example of this is the pigeon: if you have too many pigeons, a good way to get rid of them is with an unbelled cat. If you feel, however, that the cat will also threaten your songbirds, which it will, then you should withdraw your invitation to the pigeons. Do this by covering their roosting places with rust-proof ¾-inch metal mesh. Incidentally this will also keep out sparrows and starlings. Keep pigeons off ledges by covering the ledges with plenty of broken glass set in gluey substances made for the purpose. This treatment is only effective for a few weeks, however: you must repeat it fairly often, because the glue tends to dry out.

For tearing down pigeon nests, use a hook on the end of a long pole, rip down the nest every two weeks during spring and summer.

If you feel you must poison them and your local authorities agree, set the poison out in winter, when feed is scarce. Keep children and dogs away, as many bird poisons are toxic for people and animals.

If small songbirds are attracted to the bait, either shift it to another location, or use only whole corn, as the kernels are too big for birds except pigeons to swallow.

If you find that bats have entered your cottage, and started living in the attic, the only way to get rid of a small quantity of them is to wait till evening, when they're out eating mosquitoes and other pests, then plug up the holes in the eaves where they enter. If they still get in, you can call in a professional batman to kill them off. He'll come in fall, clear out the attic, spray it with poison cyanide-base gas and seal up the holes. Again, it is not well known but it's a fact that cats eat bats, if they can get at them. Weigh your love of songbirds against your hatred of bats. □

Crown-owned pests

All wild animals and birds in a state of nature belong to the Crown, but the Crown cannot be held responsible for their attacks on your property. The individual may protect his own interest by killing or trapping or diverting these Crown creatures, as long as he does not damage the public interest or his neighbors' interests. This is the only Crown prerogative we know of that limits the measures you may use.

How they come in

No matter how clean and careful you are, pests still may gain entry to your house. Here are some of the common routes they take: ● Via your shopping bags, from a dirty store; cockroaches use this route frequently. ● Via open holes near the ground or in the basement, especially if your house is near another contaminated house or factory. ● Via sources of open water accessible to rodents (sump pumps), in garbage cans left outdoors for pick-up, later brought in again. ● Via building materials carried into house during a renovation.

NOW!
no septic tank worries with GUARANTEED
SEPTO-BAC



- Keeps Septic Tanks Active
- Cleans Drain Tiles
- Safe, Fast-acting, Prevents Odors

only 89¢ AT HARDWARE, DRUG, DEPARTMENT, GROCERY STORES

Write for FREE BOOKLET on care and treatment of septic tanks

TILLEY'S LIMITED
430 College Street
Toronto, Ontario

Why DUTCH BULBS Make the Difference In Your Garden...

Just five seconds is all it takes to plant a Dutch Bulb! Couldn't be simpler — if you can dig a small hole in the ground, you can plant yourself *a showplace of flowers* . . .



And look at the "built-in" easy care features Dutch Bulbs offer: an amazing garden service to rival today's most modern conveniences! —

- NO FERTILIZING
- NO WEEDING
- NO CULTIVATING
- NO PESTICIDES
- NO INSECTICIDES



SO PLANT *DUTCH BULBS* THIS FALL — famous tulips, hyacinths, crocuses, daffodils and many other types.
FOR A GARDEN SHOWPLACE NEXT SPRING



Insist on quality, government-inspected Dutch Bulbs . . . Inexpensive • sold everywhere • plant anywhere



This ***FREE***

"PLAN-IT-YOURSELF" KIT

will help you modernize your home



You can easily plan extra washrooms, restyling of your present bathroom or basement—workshop or laundry area. This "Plan-It-Yourself" Kit tells you how to go about it—where to start, how to get your own ideas.

It's easy to use . . . comes complete with Planning Sheets, Scaled Fixtures for positioning, and illustrations to give you plenty of modernization ideas. It'll be fun for the whole family to use.

It's free. Just fill in the coupon below. You'll see how you can live more comfortably right where you are, with less trouble and cost than you probably think.

AN INDUSTRY SERVING THE NATION'S HEALTH

BUY CANADIAN

Canadian Institute of Plumbing & Heating,
Department H-7
550 Sherbrooke Street West,
Montreal, P.Q.
Without obligation, please send me my "Plan-It-Yourself" Kit FREE.

Name.....

Street.....

City.....Prov.....C-9-1

with bare roots. These container-grown plants may cost you more; they're more convenient, however. You don't have to rush them right into the garden as soon as you get them home, if this is inconvenient to do. They can easily wait a few days until the weather is right, or you have time to do a good planting job.

Your last lawn mowing of the season comes this month. Grass growth has slowed up. But be sure to continue mowing so that no long mat of grass is left all winter. It's too late to add fertilizer, but keep leaves raked off. Your lawn mower should be cleaned now after the season's work. And you should plan to take it in for any needed repairs now, rather than next spring.

THE WEST COAST

Lawns in B.C. need care this month



John W. Neill

Frost is still unlikely in West Coast gardens this month. But frost isn't necessary for fall color in this region. Enkianthus, oxydendron, azaleas and red-berried shrubs are the highlights of the garden, while vine maple and dogwood color the countryside.

Fall planting is in full swing, and all conifers and broad-leaved evergreens may be moved now. Deciduous shrubs and trees are not yet sufficiently dormant. This is the best month to plant bulbs; try combining small bulbs such as snowdrops, grape hyacinth, crocus and even narcissus as underplanting for broad-leaved evergreens. Set out winter bedding plants now, to replace tired annuals.



Chionodoxa makes good cover.

Lawn care continues, and steady cutting is still needed. Be sure to keep leaves raked off regularly. Leaves should be composted. And keep oak leaves separate for mulching rhododendrons and other ericaceous or acid soil-loving shrubs.

October is a good month to make alterations to the lawn by lifting the turf from humps and hollows, and leveling off and improving the soil before replacing the sod. You could give your lawn a light top-dressing of screened topsoil, or compost, to which you can add bonemeal. Chrysanthemums are blooming as the month progresses. Visit your nurseryman to select varieties in bloom. *(John W. Neill is an associate professor of plant science at U.B.C.)*

THE MARITIMES

Guard trees and shrubs from winter



R. A. Fillmore

Deciduous trees and shrubs may be moved this month, as well as most other types of nursery plants, including roses. It's a good time for this work; there's invariably lots of moisture from now on until winter.

Dutch bulbs may be planted in the garden this month as well as in pots for flowering. Potted bulbs should be stored in a cool place until well rooted.

Newly planted shrubs and trees should be staked to prevent their being blown over in the soft ground before the soil freezes.

Coniferous evergreens and rhododendrons may be protected from dried out foliage to some extent if you tie coarse brush up around them. Do not wrap the plants with burlap.

In some areas, you should begin to arrange for winter protection of roses. The most effective method is a ten-inch mound of soil—preferably moved into the garden from outside. If you use soil from the garden, you may injure the roots of bushes. When well rounded, straw, hay or brush may be spread on top of the bed. I don't advise any pruning of roses in the fall. Tender climbing roses may be wrapped with coarse brush to offset drying effects of winter wind and sun.

Come over to Calvert House



and make friends with the *lighter* flavour and delightful taste of this Canadian Rye Whisky. Calvert House surely belongs at your house.

GO LIGHT, GO MODERN, GO CALVERT.



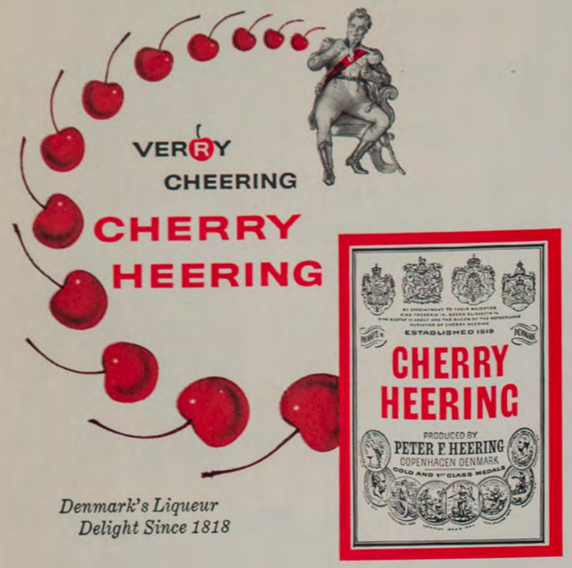

Denmark's Liqueur Delight Since 1818



Chinastyle

SIMPSONS (POTTERS) LTD.
Stoke-On-Trent
England

Five-piece place setting about $6.40

"Balmoral"

A delightful new pattern now available in fine English Dinnerware at very moderate cost. Full rim width in subtle pastel blue with platinum inner line and edges. Bright rose centre and grey foliage on a pure white background.

At your favourite shop or write for colour folders to—
Canadian Agents: WM. SMITH & SONS LTD., 94 Wellington St. W., Toronto



Protect your smaller trees with stakes.

Late in the month, a mulch should be placed on your border and rockery. This may be of brush, or coarse hay and brush, to protect against wind-burning. Many of our perennials will winter without protection, but there may be danger of frost heaving. There are other plants, also, which carry a green crown of leaves throughout winter, and these may be dried out and destroyed by the winter winds and sun if you do not protect the plant.

Your annuals will have been frozen down in most cases. Clean up the rubbish and add it to the compost. Then spade your beds, working in manure, peat moss, compost. If your beds are clayey, mound them toward the centre. *(R. A. Fillmore, a Maritimer, has written three books on gardening.)*

OTTAWA-MONTREAL

Mound roses before ground hardens



R. W. Oliver

At Ottawa, perennial borders are cut down after the middle of the month. Chrysanthemums, however, come through the winter better if their tops are left on to hold a covering snow. If the tops are cut off, it also encourages new growth that is easily killed by frost.

Roses need to have the earth mounded up around them this month. It is easier to do now than to leave the task until November when ground is frozen. Climbers should be taken off the trellis and tied in loose bundles ready for further protection when the weather gets really cold. If packing or covers are put on too early, the sun's heat on the dark covers may start plants growing again, or field mice may hibernate.



'Mums winter well with tops left on.

(R. W. Oliver is Chief, Ornamentals, Cent'l Exper'tal F'm, Ottawa.)

THE PRAIRIES

Native shrubs take on bright colors



F. L. Skinner

Although, at the present time, we can't grow the scarlet oaks and maples that color the eastern provinces in October, our Prairie gardens needn't be devoid of color for this month.

The Schubert cherry will still be clad in its deep purple leaves, selected forms of the ginnala and Amur maple will be as brilliant a scarlet as any eastern maple, and some of our native shrubs such as the pincherry and *Viburnum pubescens* turn bright colors before the leaves fall.

In an ordinary year, the herbaceous border will still be colorful with the hardier chrysanthemums until the middle of the month. The Michaelmas daisies that have been blooming since September will still be very colorful for a week or ten days longer. Care should be taken, however, to plant only varieties that have been bred for our conditions; consult your local nurseryman or other authority regarding varieties that do well in your district.

If you do not have a compost heap, now is a good time to start one in some secluded corner of the garden where vegetable refuse and fallen leaves can be allowed to decompose until ready to apply to the garden. The compost heap is becoming more important to gardeners as well-rotted manure becomes more difficult to obtain.

All diseased or insect-harboring dead stems should be collected and burned. But do not trim up the herbaceous border too much. The dead stems of lilies, peonies, delphiniums etc., help to hold the snow cover—the best protection you can give such plants.

Trees and shrubs that you want for early spring planting should be ordered so they'll arrive just before freeze-up. Then you can heel them in for winter, so they'll be on hand for planting as soon as the ground is fit to work.



Clean up borders after first frost.

(F. L. Skinner of Dropmore, Man., is a developer of hardy plants.)

This may be news to you...

To give your plants—especially foliage plants and vines—a quick boost, you can use a readily available nitrogen fertilizer—household ammonia. Use a solution in water of one teaspoonful to a quart of water at room temperature. If you apply this twice a month it will give ferns a real boost, and you'll notice a difference in your other house plants, too. But remember that this is not a balanced fertilizer but a booster solution. Your plants will still need applications of well-balanced water soluble plant food, especially if they have not been repotted recently.

A good way to remember when you should add fertilizer solution, either the ammonia or a balanced one, is to set a date. If you always put fertilizer on your plants on, say, the first and fifteenth of the month, you have only to check that date to see when you should do it again. If you write the date down on a calendar, it will make this chore easier to remember.

FROM MY GARDEN SCRAPBOOK

By Thelma Boucher

My blue alpine gentian flowers at last!



The gorgeous wayside asters and goldenrods are always a feature of Ontario autumn color, and a recent book, *Using Wayside Plants* by Nelson Coon (Hearthside Press, $4.50), will be very useful to lovers of such plants. This book deals with many locations in the United States that are not comparable with any in Canada, but many plants mentioned in the book are familiar to us. I was interested in the author's reference to the coagulant quality of nettle juice, which in Europe has been used as a rennet to thicken milk. I'm always hoping that someone will give me an explanation that will tell me why nettles are reputed to be beneficial in a compost pile.

The triumph of my gardening career has been the flowering of my *Gentiana acaulis*. I referred to the plant in this column at least seven years ago and have mentioned it fondly on several occasions since, but at last can show its performance. I'm really proud of its flowering in a well-known limestone area. I'd like to give some of the reasons why I think it did produce a handsome flower of the exquisite gentian blue this past May. As I cut up pine cones and oak leaves to make a little protective winter mulch, I think of all the acid-types of leaf mold and peat moss I have been giving my plant for years. I built up a small granite scree for it. I shudder to think that its perpendicular base is a great hunk of limestone; however, the gentian is growing in as much granite as I could muster around it, in addition to the peat-rich remains of five balls of roots from ancient azaleas, added as they outlived their usefulness for Christmas bloom. Their woody stalks and branches I broke up and added to the mulch



THE CANADIAN WAY... the best way for Canadians



Selection jury for the 1960 Annual Spring Exhibition, the largest ever in the Museum's history.

Leadership in fine arts in Canada

Leadership in Canadian ideas

Completing its proud first century, the Montreal Museum of Fine Arts combines paintings and sculpture with the decorative arts. Its collections are complemented by an Art Reference Library and a School of Art and Design which has trained many Canadian artists and Museum personnel.

To encourage interest and participation in the Fine and Decorative Arts and to raise their standards have been the primary purposes of this great educational organization during its first one hundred years.

Similarly Maclean-Hunter Publishing Company for nearly three quarters of a century, has through its publications unfolded the colorful story of Canadian achievement. Its national magazines, financial and business publications mirror Canadian achievement in many fields; they foster the development of Canadian artists and writers by providing them with an outlet for their talents here at home; they show our businessmen new techniques and better ways of doing things; they interpret world events from the Canadian point of view.

Through these publications, the priceless vehicle of Canadian expression is preserved and strengthened. They are, in fact, part of the Canadian way . . . the best way for Canadians.



MACLEAN-HUNTER PUBLISHING CO. LTD.

Head Office—481 University Avenue, Toronto 2 • 1242 Peel Street, Montreal 2 • 1030 W. Georgia Street, Vancouver 5

around the plant. All this I've been doing for years, and the plant has thrived, but this year I thought of another factor in the habitat of this alpine plant. That was the sudden spring it would have had in its native Switzerland — so as soon as I could get through the snow to my plant, I put a good classic cloche over the whole plant. This brought the plant along more rapidly than our cool weather would have done; thus it was able to flower before our climate became too hot and dry which it does so suddenly. Anyway, some combination of favorable factors gave us the gentian flower at last, and it was worth waiting for. One friend accused me of using ice cubes in lieu of a glacier! Now I want to try other varieties, although I'll admit that this is the most gorgeous of the blue alpine gentians.

I've brought *Gynura aurantiaca* into the house. Mindful of its homeland, Java, I figured it wouldn't enjoy a visit from Jack Frost. I tend to leave plants out till the very last second, though, and I don't keep them too warm indoors. Then they seem to be less prone to attack from insect pests like the white fly. The purple velvet tree, that's *Gynura,* is really a very pretty window sill plant. In its native habitat it may even be a very elegant tree; maybe I can see one some day. *Gynura* likes moisture and sun, just as you'd expect when it comes from Java, so a place on a south window seems preferable. My efforts with plants like this velvet plant and the gentians, where some knowledge of native habitat does assist in their successful cultivation, reminds me of the lady in New York, who had a prize-winning collection of cacti. When she was asked how she managed this display, she explained that she'd bought the plants in El Paso and since had subscribed to an El Paso paper so she could tell what the weather was like there and would know how to water the plants.

I must put my thoughts now on purple tulips — it's planting time for bulbs again. Each autumn I seem to start so late that the last bulbs are left to plant the following spring, which isn't good garden practice at all. Columbine seeds itself all over my garden and I find its foliage very useful with all kinds of bouquets, starting with arrangements made with early spring bulb flowers. Then I can leave their foliage alone.



Alpine gentian needs patience.

Blue jays are beginning to take an interest in the feeding station again. They look beautiful along with the Heavenly Blue morning glories that twine up and around the feeder in the summer months; the morning glories now come into their best flowering period — about in time for Jack Frost to pick them. I can sometimes have a touch of yellow in this picture, too, by cutting out the central flower head of a tall sunflower plant and allowing the side branches to develop and flower. My favorite blue, yellow and white color scheme can be carried out in various ways; this is just one of them.

Alpine and Iceland poppies have made bright color in my garden this season and have kept on blooming and seeding. They could in fact, be a weedy menace if I didn't keep them pulled out, but it's friendly of them to like our place. The European escapee, knapweed, *Centaurea nigra,* has flowered along a good stretch of highway and lakeshore not far from us. It makes pretty bloom after its cousin, the blue cornflower, has gone to seed. It's a meadow plant in Europe and has become naturalized in sections of Canada. Annual larkspur in my garden seemed to have more white and pink blossoms than the blue that I was expecting. Another year, some other plants claim our attention. The weather may suit them, their seed may be better, or their habitat more congenial. It all makes gardening a lot of pleasure, good fun and good exercise.

(Thelma Boucher, long-time habit of our readers, seen often on TV.)

Next issue . . .

ANTIQUE BUYING TIPS

CANADIAN Homes

WET BASEMENT?



Wherever waterproofing is required, inside or outside, use Bondex products. Bondex Cement Paint makes damp basements bright and dry. Bondex Heavy Duty for basements that are excessively wet. Bondex Quick Plug to stop active, flowing leaks and breaks. Bondex Silicone Waterproofing invisibly protects exterior brick and block against grime and discoloration. Sold by leading Hardware, Building Supply, Paint and Departmental stores.

The Bondex Company Ltd. Montreal 1, Que. RBC-1

WHAT HAPPENS AFTER DEATH?



In a few score years, all who read these lines will have vanished from the earth.

Every day, almost a hundred thousand beings finish their earthly span and pass off into the vast beyond. Our turn will come we all know, but when, where and how we cannot be sure.

No merely human being ever has been able to look into eternity and tell us what it is like. No scientific knowledge or instruments can pierce the curtain that divides this world from that into which all of us must eventually journey.

All we know about God's eternal plans for us . . . all we know about what lies beyond the grave . . . comes from the God Who made us and to the extent He has seen fit to reveal it to us.

But we can face eternity without fear. For we have a definite answer to the mystery of death. With the facts God has put at our disposal through the inspired books of the Old and the New Testaments, the Catholic Church always has given, and gives today, a definite answer to the important questions raised by the fact of death.

Man's life in this world, the Church tells us, is a preparation for the world to come . . . a testing-time which ends with our death. What happens after that depends on whether death finds us loyal to God, or opposed to Him and the way He expects us to live "... it is appointed unto men once to die and after this the judgment" (Hebrews 9:27).

Christ gave us (Matthew 25:31-46) a description of God's judgment which leaves no room for doubt that our worthiness of everlasting reward will be judged solely according to the way we have lived our lives on this earth.

Death does not bring merely a long, unconscious slumber, but rather a quick awakening to the irrevocable judgment of our Creator. Nor does it bring us a second chance to prove ourselves or to amend our erring ways. In our own hands rests the opportunity . . . and upon our own heads the responsibility . . . to determine if death shall be the threshold to everlasting life among the blessed, or among the lost.

Men blessed by youth and good health often feel that death for them is far away —something to be worried about only in the twilight years. Some scoff at the suggestion that an everlasting hell could be permitted by a merciful God. Others seem to think that God will treat them kindly if they live reasonably moral lives, even though they pay Him no special honor which is His due.

If you would like more information on Heaven, Hell, Purgatory, the end of the world and the resurrection and judgment of all men . . . we shall be happy to send you an interesting pamphlet, in a plain wrapper. And nobody will call on you. Write today for your copy of Pamphlet No. HG-14.

FREE MAIL COUPON TODAY

SUPREME COUNCIL
KNIGHTS OF COLUMBUS
RELIGIOUS INFORMATION BUREAU
582 Sherbourne St., Toronto 5, Ont., Canada
Please send me Free Pamphlet entitled: "What Happens After Death?" HG-14

NAME_____

ADDRESS_____

CITY_____ PROV._____

SUPREME COUNCIL
KNIGHTS OF COLUMBUS
RELIGIOUS INFORMATION BUREAU
582 SHERBOURNE ST. TORONTO 5, ONT., CANADA



MAKE EXTRA ROOMS WITH WOOD FOLDING DOORS

S-T-R-E-T-C-H your space for family living. Divide it for precious privacy. Do both with PELLA FOLDING DOORS of warm, natural wood. Patented steel spring hinging means smooth, finger-tip operation. No warpage. Distributors throughout U.S. and Canada. Select from...

PHILIPPINE MAHOGANY • AMERICAN WALNUT • BIRCH • ASH • PINE • OAK

WRITE OR CALL YOUR REGIONAL DISTRIBUTOR FOR NAMES OF NEAREST DEALERS

ALBERTA

Evans Eng. Sales Ltd.
3628 Burnsland Rd.
Tel: CH. 3-5506
Calgary

Evans Eng. Sales Ltd.
10149-106th St.
Tel: GA. 4-4902
Edmonton

BRITISH COLUMBIA

Top-Flite Co.
25 Alexander St.
Tel: MU. 4-7820
Vancouver 4

B. T. Leigh
736 Newport Ave.
Tel: EV. 3-9685
Victoria, B.C.

MANITOBA

Acme Sash & Door Co., Ltd.
400 Des Meurons St.
Tel: CH. 7-1171
St. Boniface

NEW BRUNSWICK

Mutual Distributors
Woodstock Rd.
P.O. Box 743
Tel: GR. 5-5604
Fredericton

ONTARIO

Geo. H. Belton Lbr. Co. Ltd.
313 Rectory St.
Tel: GE. 2-3731
London

Mayno Davis Lbr. Co., Ltd.
57-75 Duke St.
Tel: CE. 2-5311
Ottawa 4

Belton Lbr. Co., Ltd.
Devine St.
Tel: DI. 4-3637
Sarnia

Matthews Lbr. Co., Ltd.
1495 Howard St.
Tel: CL. 4-1143
Windsor

R. Laidlaw Lbr. Co., Ltd.
50 Oak St.
Tel: CH. 4-1741
Weston

SASKATCHEWAN

Evans Eng. Sales Ltd.
7 Mitchell Bldg.
Tel: LA. 3-3443
Regina

QUEBEC

Price Agencies, Ltd.
6252 St. Lawrence Blvd.
Tel: CR. 2-5781
Montreal 10

Jacques Chalifour Eng.
2485 chemin St. Louis
Tel: LA. 7-4400
Quebec 6, P.Q.

Pella WINDOWS

TWEED STEEL Fireplace FURNACE



FIREPLACE CIRCULATES MORE HEAT

Build your fireplace — in any style you prefer — around this "TWEED" unit, and enjoy the finest Fireplace Furnace made in Canada, by far. Over many years it has proven itself to be the greatest heat-thrower of them all, and scientifically designed to draw well.

Cold air is drawn off the floors, then warmed, and recirculated into every corner. Ideal for hard-to-heat Games Rooms or City Basements. Gives weeks longer use of your Summer Cottage in Spring and Fall. Economical, too!

See your Building Supplies Dealer or Hardware Dealer — OR WRITE DIRECT for FREE ILLUSTRATED FOLDERS on Fireplace Furnaces and Sanitary Toilets.

TWEED
STEEL WORKS LIMITED
TWEED · ONTARIO



QUALITY BULBS for FALL PLANTING

CHOICE PINK DAFFODILS
NEW HYBRID TULIPS
Including the exquisite "RED RIDING HOOD"

Delightful miniature — DAFFODILS AND NARCISSUS

FINEST NEW HYACINTHS

Send today for our Fall Catalogue

GEO. KEITH & SONS
124 King St. E., Toronto
Seed Merchants Since 1866

WILSON'S MOUSE TREAT
EASILY, QUICKLY AND ECONOMICALLY KILLS MICE
ONLY 35¢ AT ALL STORES

GOOD SHADE TREES

By Barbara and Leslie Laking

Silver fir has long, pale-green leaves



Evergreen trees for year-round pleasure are frequently on our gardeners' "wanted" list. Blue spruce is the tree most sought after for this purpose, but those who have become thoroughly familiar with silver fir, our selection for this month, are very, and rightfully, enthusiastic about it.

Abies concolor, native to Colorado, New Mexico and parts of Southern California, is the finest ornamental evergreen tree among North American natives. Many horticulturists consider it one of the most beautiful of all coniferous evergreen trees. It has a remarkable hardiness range, as evidenced by the broad climate variation in its native area. But its hardiness as an ornamental in Canada is not quite as elastic as we would like.

It grows very successfully in Southern Ontario and, except for unusually severe winters, is satisfactory at Ottawa if given shelter from prevailing winds. It has proved hardy at Kentville, N.S., at Prince Edward Island and throughout most of British Columbia.

The true firs, those belonging to genus Abies, are often confused with spruces. They can be distinguished in a number of ways, but most easily if there are cones on the tree. Spruce cones hang down while those of the fir are carried erect. Even when the fir cones break apart, the centre stem of the cone remains attached to the branch, pointing upwards. Firs are much softer than spruces when you brush against them; their needles are not so stiff.



Branches grow out in horizontal tiers.

Silver fir is a conical tree of great beauty. In its natural haunts, it may be from 80 to 100 feet at maturity. As an ornamental tree in Eastern Canada, it can be expected to grow to a height of about 60 feet.

The main branches rising in whorls from the trunk form handsome horizontal tiers. Symmetry is usually well developed.

Abies concolor has one happy cultural asset — it withstands heat and drought with notable success. For example, a group planted in a very droughty, gravelly location, near the Rock Garden in the Royal Botanical Gardens at Hamilton has developed well. The rate of growth here is less than the average 18 inches per year, because of lack of food and moisture; nevertheless, the specimens are beautiful, their branches sweep the ground and remain fully clothed with needles. In this poor soil they have now reached approximately 24 feet in 25 years. In another, better location, specimens from the same seed lot have reached 30 feet in the same period.

Silver firs are generally grown from seed — hence their variations in color and such physical attributes as branch density are bound to happen. One especially blue form is propagated by grafting and is available under the name *Abies concolor violacea*.

The color of the leaves varies considerably from silvery green to blue. And when new growth is still lush, its color is particularly pleasing in its pale freshness. The leaves of silver fir are much longer than those of our native balsam and more ornamental.

The silver fir is essentially a specimen tree that provides form and color interest throughout the four seasons. Where space is not at a premium, it may be used to excellent advantage for boundary screening. Used with other evergreens, it makes good color contrast, particularly against the deeper green of trees like the Austrian pine.

(Mr. Laking is director of the Royal Botanical Gardens, Hamilton.)



INTRODUCING
GENUINE ARBORITE'S NEWEST, GAYEST PATTERNS...

STARDUST

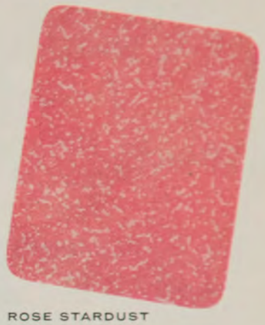

ROSE STARDUST

Other Stardust colours are: Sky Blue, White, Red, Chrome Yellow, and Mint Green.

Fantasy



PRIMROSE FANTASY

Other Fantasy colours are: Pink, Gold and Gulfstream.

Only Genuine Arborite can put *color-magic* in YOUR kitchen!

Put *Color-Magic* in your kitchen with Genuine Arborite's sparkling new cavalcade of patterns and colours. For *Color-Magic* is a dazzling line-up of completely new decorator tones and patterns . . . including exciting new Marbles, Holidays and Woodgrains, as well as the dramatic new range of Plaza mosaics and glamorous new Golden Glitters. There's *Color-Magic* to suit your kitchen—see it soon at your nearby Arborite dealer . . . and be sure to look for the Genuine Arborite Trade Mark on the back of every panel!

GENUINE ARBORITE
Trade Mark Reg'd.

THE ARBORITE COMPANY LIMITED
Head Office: 385 Lafleur Ave., La Salle, Montreal, Que.
QUEBEC CITY • TORONTO • WINNIPEG • VANCOUVER
A Canadian owned and operated company with world-wide product distribution

THE ARBORITE COMPANY LIMITED, LA SALLE, MONTREAL, QUE. CH-113

Please send me complete information on Arborite including new, full colour, twelve page booklet, "A More Colourful Life with Genuine Arborite."

NAME.....
(PLEASE PRINT)

ADDRESS.....

Don't forget you need potting soil for house plants this winter

Bring in a couple of bushels of soil from the garden, so you'll have it on hand for repotting house plants during the winter. If you have a compost pile, bring in a supply of sifted compost to make up your house plant soil mixture, too. Large garbage cans make fine containers for soil, compost and similar materials. And, on a fine Indian summer day, plan to scrub up your used flower pots outdoors, so they, too, will be ready for use this winter. A brisk brushing will clean off accumulated fertilizer salts and old caked soil, if you soak the pots first in water.

Something New and wonderful has happened to rum drinks!

MARACA RUM is here!

One taste will tell you why MARACA is the news of the year in lighter, smoother rum! Sun-mellow and distinctively dry—MARACA RUM adds a touch of tropical magic to every rum drink. If you enjoy really fine rums you'll say..."nothing tastes quite like MARACA RUM but MARACA RUM itself!" Try the *two* delicious varieties—
MARACA White Label and
MARACA Black Label.



RUM COLLINS
Mix juice of 1 lime
1 teaspoonful powdered sugar with 2 ounces **Maraca** White Label Rum. Pour over ice cubes in tall glass, fill with sparkling water and stir. Pop in lime slice and cherry. Garnish with lemon slice. Serve with straws.

RUM SWIZZLE
Mix juice of ½ lime, 1 teaspoon sugar, 4 dashes bitters, 2½ ounces **Maraca** Black Label Rum and 2 scoops shaved ice. Pour unstrained into tall glass and top with sparkling water. Delicious!

The FINER Rum in the exotic Caribbean netting

REAL BARGAIN IN BULBS? BETTER COMPARE FIRST

by Jane E. Little

Spring-flowering bulbs are among the most important flowers in many Canadian gardens. Daffodils and tulips head the list in popularity, but many of the smaller bulbs are widely planted, too. Fall is planting time for the hardy ones, and every fall gardeners are deluged with advertising for them. Most appealing to many of us are the "bargains"—where an investment of a dollar or two promises to bring you a lot of flowers.

But will it? You should think about this; companies that sell bulbs this way depend on a volume business, and the bulbs you get may not be what you expect. Most, for instance, are tiny compared with top-quality bulbs and significantly so.

It costs a grower money to raise his bulb stock to prime size, where the bulbs are fat and healthy, ready to flower well the spring after they are planted and again and again after that. If the bulbs are marketed when they're small, you'll have to grow them to flowering size in your own garden. Your own growing conditions may not be ideal, and most of the small bulbs you plant will be unsatisfactory for display. So your initial saving in dollars must be made up for in the continuing care the bulbs need to reach effective flowering size.

How can you tell when bulbs are too small? There are two clues. One is the *circumference* of the bulb. This may be given in an advertisement as, say, three inches. The unwary gardener reads this as *diameter*. And there's quite a difference. A tulip bulb three inches in diameter has a circumference of over nine inches—it's a big bulb. But a bulb with a circumference of three inches has about a one-inch diameter—it's, clearly, very small. These two little words are worth being alert about.

The second clue is price. Expensive bulbs are not necessarily the best, but within reason, price is an indication of quality. Darwin tulips of top quality cost about seven and a half

PHOTOGRAPHED BY ERNEST HARDY



Bigger — and better

Four sets of bulbs, each $1. The big daffodils (right, above) and the big tulips (below, right) are a safer buy, though you get fewer for your dollar.





Diameter's different

Watch "diameter" and "circumference" in bulb ads: right, bulb with 3 in. circumference, only 1 in. diameter; left, large bulb has 2 in. diameter.



Try counting noses

Above right, large daffodil bulb has several "noses"; each will produce a flower next spring. Small bulb has only one, may not flower for years.

How to keep dust off the leaves of your foliage plants

One of the problems of keeping house plants looking their best is how to keep the leaves clean and dust free. Many indoor gardeners wish there was a magic formula to do away with dusting the leaves of philodendrons and other foliage plants, but there really isn't. But there are a few tricks that you can use to make the job a little easier. You can buy, either in aerosol form or in a bottle, special polishes for plant leaves that give them a soft gloss, but do not hurt the leaves. These polishes are not for plants with hairy leaves, like the African violet. Water your plants well first, at least an hour before putting on the polish, so the plant tissues will be moist when you apply the polish. *Don't* apply polish to the undersides of the leaves.

Another idea is to wipe the leaves with a soft cloth moistened with milk — this gives them a little shine. But, remember to wipe the leaves off with lukewarm water before you apply the milk again, so that they won't attract fungi.



Protection...

YOU CAN WRAP UP ALL YOUR GIFTS RIGHT HERE!

GIVE CANADIAN Homes to all your special home-loving friends. It's the ideal gift that comes not once but twelve times all through the year.

CANADIAN Homes
CHRISTMAS GIFT ORDER FORM
each gift ONLY $2 after the first!

YOUR NAME
ADDRESS
CITY PROV.

CHBI

Special Christmas Rates:
FIRST GIFT $2.50
(OR YOUR OWN SUBSCRIPTION)
EXTRA GIFTS $2 EACH
ADD $2 TO EACH GIFT GOING OUTSIDE CANADA

please send Canadian Homes for one year as my gift to:

FIRST GIFT $2.50 (OR MY OWN SUBSCRIPTION)
NAME
ADDRESS
CITY PROV.
SIGN MY GIFT CARD FROM
OR SEND CARD TO ME FOR MAILING

SECOND GIFT $2 TOTAL $4.50
NAME
ADDRESS
CITY PROV.
SIGN MY GIFT CARD FROM
OR SEND CARD TO ME FOR MAILING

THIRD GIFT $2 TOTAL $6.50
NAME
ADDRESS
CITY PROV.
SIGN MY GIFT CARD FROM
OR SEND CARD TO ME FOR MAILING

TO ORDER MORE GIFTS OF CANADIAN HOMES USE SEPARATE SHEET & ATTACH TO THIS FORM

PLEASE COMPLETE YOUR ORDER HERE

☐ I ENCLOSE $_____ OR ☐ BILL ME IN JAN.
☐ RENEW MY OWN PERSONAL SUBSCRIPTION
SIGNED
ORDER GIFTS TODAY... PAY NEXT JANUARY

FREE GIFT CARDS
A beautiful card will announce each of your gifts, or we'll send cards to you for mailing.

POR * TRIMLINE *
EBOARD
IATION
Smooth, Steady, Heat obtainable
th floor to ceiling
perature variation of only 3°.
Lasts a Housetime

always a grand opening

Prelude to a great cocktail . . . Martini Extra Dry . . . it's the vermouth that *makes* the dry martini.



EXTRA DRY

MARTINI

VERMOUTH

How dry is a dry martini? Delightfully dry if you mix it with the authentic ingredient . . . Martini Extra Dry vermouth. Lighter in color . . . not quite so bitter . . . Martini Extra Dry is great straight . . . on the rocks . . . or as a long drink with soda and ice. Next time, call for pleasure. Call for Martini Extra Dry vermouth.

You'll also enjoy Martini & Rossi — red sweet vermouth; Bianco — very sweet white vermouth; Asti Spumante — sparkling white wine; Chianti Melini — red table wine; Orvieto Melini — dry white wine.

BOTTLED IN ITALY

OFFICE GENERAL DES GRANDES MARQUES, LTEE. • MONTREAL

SHOW OFF TULIPS WITH FLOWERING GROUND COVER

by Jane E. Little

Few plants rival tulips for brilliant effect, but tulips flowering in borders and beds need contrast to show off their tall stateliness. Flowering ground covers provide just such contrast and hide tulip foliage after the blossoms are gone. Examples like forget-me-nots, arabis and creeping phlox go on blooming after your tulips are gone, too.

What plants can you use for your flowering ground cover? Any low-growing flowering plant that's in bloom when your tulips are and that can be massed around the bulbs. This includes the smaller flowering bulbs. Choose your ground-cover flowers to complement or contrast with your tulips. Or try some of the combinations shown below.

PHOTOGRAPHED BY MALAK



Soft blue forget-me-nots combine with white Pax tulips for delicate pastel effect; forget-me nots will conceal the tulip foliage as it fades.



Deep blue-purple of grape hyacinths planted as ground cover provides lively color contrast and variety of form between ruffled double yellow tulips.



White-flowered arabis can make a sedate background for many different shades of tulips or, provide foil for yellow cottage tulip Mother's Day.



"EXPORT"

PLAIN OR FILTER TIP CIGARETTES

More Comfort Wearing

FALSE TEETH

Here is a pleasant way to overcome loose plate discomfort. FASTEETH, an improved powder, sprinkled on upper and lower plates holds them firmer so that they feel more comfortable. No gummy, gooey, pasty taste or feeling. It's **alkaline** (non-acid). Does not sour. Checks "plate odor" (denture breath). Get FASTEETH today at any drug counter.

Your Guidebook to

ISLAND HOPPING IN THE SUN

A primer to vacationing in the warm islands of the Atlantic Coast and the Caribbean

in the November issue

CANADIAN Homes



A border of delicately mauve-pink creeping phlox frames orange-toned tulip Prince of Austria planted along with yellow variety, General DeWet.



A small lively wilderness of pansies and forget-me-nots is pierced by the tall foliage of tulips planted in a mixed border of many different shades.



Pale blue stars of chionodoxa in bloom make a serene backdrop for Indian yellow Stresa waterlily tulips; scillas or grape hyacinths might be used.



Kaufmanniana tulips in yellow with splashes of bright red — the variety is called Solanus—loom brilliantly from a close ground cover of blue scillas. □

Coming in November:
Ship-Shape House in Vancouver
CANADIAN Homes



"Wonderful—that's the only way I can describe our new Posturepedic! For five years I'd had to sleep on a plywood panel to ease my back. Now I get real sleeping comfort, plus full firm support, with the Posturepedic."
Mrs. F. W. Clarke, 472 Grenadier Drive, Winnipeg, Man.



"It was my doctor who advised me to get a Posturepedic, to help my back trouble. Now, with this good night-time support, I scarcely ever need medical treatment for the problem."
Mrs. J. R. Berry, 59 Calvin Ave., Ancaster, Ont.



"I used to wake up in the morning with a stiffness in my back and shoulders. Now all that has disappeared—and I've done nothing but switch to a Posturepedic mattress!"
Mrs. H. Wegener, 100½ Summit Street, Halifax, N.S.

NO MORE MORNING BACKACHE — THEY SLEEP ON THE SEALY POSTUREPEDIC



Smooth, button-free top! A strikingly lovely cover . . . exquisite colours . . . smart design . . . lustrous satiny finish. It's such a *beautiful* mattress! Remember, only Sealy makes *Posturepedics*, the extra-firm mattress that's *comfortable*. Priced, always at $79.50; matching foundation, same price. (King Size, $89.50. Foam Rubber, $179.50 a set.)

Sealy

MADE IN CANADA FOR CANADIANS

HI-LO **LA-Z-BOY**®

the new versatile reclining chair



All the comfort of the patented La-Z-Boy reclining action — plus sleek low lines to blend with modern living room furniture. Back adjusts at the touch of a finger — high for reclining action, low for that handsome tailored easy chair look. Only a genuine La-Z-Boy has the Hi-Lo back and offers separate stool for maximum style and comfort.

No. 733

For style folder write:

DELUXE UPHOLSTERING
COMPANY LIMITED

WATERLOO, ONTARIO.



No. 770

Crystal by **CLAPPERTON'S**

MARLBOROUGH

• Beautifully cut crystal—ringing clear as a bell, winking in the candle-light—is something you will treasure for a lifetime. Clapperton crystal is superb quality, yet moderate in price.





SUSSEX

Clapperton's

Open stock at quality gift and jewellery stores across Canada.

DRAWINGS BY MARTIN STRINGER



Use a rotary power mower to chop leaves into a good composting material.

HOW TO CHOP YOUR LEAVES TO MAKE FOOD FOR YOUR GARDEN

By Walter Young

When you burn those leaves on your lawn this month and next, you're throwing out the baby with the bathwater, because the leaves contain a potentially excellent garden food. Instead of destroying the leaves, rake them into one big pile, pick the stones and branches out of it, then chop them fine with a rotary power mower. Starting at the edge of the pile, lower the mower down into the leaves, pulverizing as you go. Take it slow and easy to avoid stalling the engine as you work your way around the pile and in toward the centre. While a mulching attachment will speed things up, it's by no means essential; the job doesn't take long anyway, and you'll soon discover that it really is fun.

Your mower will have a scattering effect as it chops, so when you finish, rake everything together again. Then repeat the operation. After the second time through you'll have a fine grind of perhaps only a tenth of the original bulk. In this condition the leaves will hold water better and break down faster in the compost pile; when they're wet, they won't blow, and they won't mat up.

The next step is to build your compost pile. After spreading a six-inch layer of pulverized leaves, sprinkle on a handful of bacterial activator, which is available at your nursery. This material is used in small quantities to speed up decomposition. Then add a sprinkling of commercial fertilizer, superphosphate, or lime; your nurseryman will tell you which of these is best for your area. Put another six-inch layer on top of the first one, and repeat the process until your pile is complete. Make the top somewhat concave to help hold water, and then wet it all down with the hose. If it's not in a sheltered location, cover it with a thin plastic sheet weighted with stones and well-perforated to let in the rain. To keep tree roots out, spread unperforated plastic below the pile.

For best results don't use this material in your garden until the second spring following; decomposition is slow in winter, and the first year it doesn't really get going before cold weather sets in. If you have two piles started in alternate years, you will always have one to draw from. They're not ugly, but you can easily screen them with shrubs or dig a pit.



Make pile concave so water seeps in.

During a dry summer, it's a good idea to water the piles now and then. And turning them over at least once with a fork helps the breakdown.

This compost recipe has several benefits. It has little odor, and even that is a pleasant, greenhousey one. It doesn't attract insects or rodents, and although you might expect field mice to use the pile for a home, I have never found any during the many years our backyard has had two such piles; perhaps the chemicals, leaching through, can take credit for this.

And as to the potency of the mixture — well, usually, our vegetables look as lush as the catalogue pictures, it works wonders in the flower garden, and for top dressing on the lawn. □

SAVE $21.50

FAMOUS BEAVER CIRCULAR SAW

REGULAR $91.00 VALUE—ONLY $69.50

Slightly Higher West of the Lakehead



BEAVER 1200
8", Tilting Arbor Circular Saw complete with rip fence, mitre gauge, guard and steel stand.
Cat. No. 1250

Here's a value-packed offer you won't want to miss if you've ever wanted to start a power tool workshop—or plan to broaden the range of projects you can handle yourself. Now—for a limited time—you can get this Beaver 8" Tilting Arbor Circular Saw complete with steel stand at a lower-than-ever-before price that saves you $21.50!

Leave it to Beaver—leading name in quality power tools—to deliver professional results every time for beginner or craftsman. This saw has *built-in* precision and safety—gives you dozens of features that assure a lifetime of satisfactory performance. With the convenience of Beaver Fingertip Control you can make fast, easy, accurate cuts on any size job—plain or fancy. So whether you'll use it for fun, for family savings or both—get this Big Beaver Buy NOW.

All Beaver Power Tools are made in Guelph, Ontario.

GET THESE ACCESSORIES WITH YOUR SAVINGS!

Extend your skill, add versatility with useful Beaver Circular Saw accessories.



HURRY—OFFER LIMITED!

Visit your Beaver Power Tool Dealer Soon . . .

For the name of the dealer nearest you, write:

Beaver Power Tool Division, Rockwell Manufacturing Company of Canada, Ltd., Box 420, Guelph, Ontario

ROCKWELL MANUFACTURING COMPANY OF CANADA, LTD.

BEAVER ®
POWER TOOLS

GENSE



focus deluxe

WORLD'S COSTLIEST · STAINLESS

HANDCRAFTED IN SWEDEN BY Gense AT FINE STORES THROUGHOUT THE WORLD

Write for folders to

SAMCO TRADING LTD. • 604 Bayview Ave., Toronto 17 • HU. 1-1627



PHOTOGRAPHED BY DENNIS COLWELL; DECORATOR: ALAN AND IDA-MAY MACINNESS

PINK AND PRETTY POWDER ROOM

Borrowing inspiration from well-designed powder rooms in public places, this private powder room at the house of Mrs. S. Hershoff of Toronto, remains separate from the actual washroom. The color scheme is pink and white, with touches of purple. The top of the long built-in counter is marble, illuminated by a lighting strip in the ceiling that runs its full length. Two brass stools before the counter have plaid-covered cushions and tassels. White vinyl tile covers the floor. The doors to the washroom are louvered.

The washroom itself has a built-in unit at the window end, with a round wash basin and gold-plated faucets. Towel hangers are Victorian. □

ADD NEW INTEREST TO FAMILY DIETS WITH

PURE BARBADOS FANCY MOLASSES



FREE 88-Recipe BOOKLET tells you how!

CHATELAINE SEAL OF APPROVAL INSTITUTE

MAIL THIS COUPON NOW FOR YOUR FREE 88-RECIPE BOOKLET!

Pure Barbados Fancy Molasses has a rich, mellow flavour, and is an excellent source of calcium iron and carbohydrates . . . so necessary for both table and cooking use. But make sure that the words, "Pure Barbados Fancy Molasses" are on the label.

Barbados Fancy Molasses Co. Ltd.
P.O. Box 145, Halifax, Nova Scotia
Please send me FREE Recipe Booklet, "Make 'Em With Molly".

NAME .....

STREET .....

TOWN ..... PROV. .....

BARBADOS FANCY MOLASSES CO. LTD., Bridgetown, Barbados, T.W.I.

Ageless beauty...

OLYMPUS by Tuscan

the most fashionable English Bone China



Available from:
THE T. EATON CO., LTD., TORONTO
HENRY MORGAN & CO., LTD., MONTREAL

FOR STOCKISTS IN OTHER AREAS WRITE TO FREDERICK DICKSON & CO., LTD., VANCOUVER.

HOW TO STORE YOUR MOWER DURING WINTER

When the season's last lawn mowing is done, your mower is ready for a well-deserved rest. So are you for that matter. But before storing the mower for the winter, do the following things to leave it in the best condition for next season. You can, of course, have a serviceman do it for you, if you can't find a couple of hours to spare on a fall weekend afternoon.

- Remove all fuel from the gas tank, carburetor and gas line by letting the engine run until it runs dry.

- Remove the carburetor and clean it in a grease solvent, such as gasoline, then blow it dry. Do not dry carburetor parts with a cloth because lint may stick to them and impede gas flow in the reassembled carburetor. Be sure all particles of gaskets are removed from gasketed surfaces. Dissolve all gummy deposits with alcohol, particularly in the float bowl and on needle valves. Use new gaskets when reassembling carburetor.

- Remove the spark plug and pour about a tablespoon of clean oil through the opening. Turn the flywheel slowly to distribute oil on the walls of the cylinders and pistons.

- Clean spark plug and replace. Install a new plug if the present one is cracked, broken or badly burned. A carboned plug — easily recognized by a black, damp and sooty condition — should be cleaned on a spark plug cleaner. Check your manufacturer or dealer for the proper gap.

- Check the mower blade. A bent blade may cause vibration and loss of power. Before checking the blade, disconnect the spark plug wire. Turn the mower over and place a straight edge across the bottom of the housing. Rotate the blade until one end strikes the straight edge and mark the point of contact. Rotate the blade again until the other end strikes the straight edge and mark the contact point. If the marks are not within approximately ⅛ of an inch of each other, remove blade and straighten it.

- Clean the engine and housing. Grass sometimes accumulates on flywheel cooling fans. It is not necessary to clean off each blade of grass, but before putting the mower away, remove any accumulation of grass and dirt from fans and from cylinder cooling fans, if any is present. Hose off the engine and housing with a garden hose, taking care not to force the stream directly into the air filter.

- If the wheel bearings are clogged with dirt, remove the wheels and wash out the bearings with solvent. Re-oil the bearings and reassemble the wheels on the mower.

- Wrap the mower in a piece of canvas, old blanket or heavy paper and store in a dry place. You can even hang it up out of the way during the winter in the garage or basement □

Quick way to reach hidden dirt

idea

To clean under low, heavy furniture such as a piano or bookcase, simply wrap a length of oil-treated cheesecloth around a yardstick or a long piece of flat wood. The cheesecloth will pick up most of the dust and fluff which has gathered there without your straining to move the furniture.—William Swallow. □



There are 3 main reasons *why* these men prefer Dewar's.



1. Whatever their sport—wherever they play it—these men know that the universal demand for Dewar's has made it available in every country of the world—in every province of Canada.

2. They prefer this great Scotch whisky and no wonder . . . it is superbly blended—*naturally* smooth.

3. They have confidence in Dewar's! They are always sure—it never varies!

"Dewar's Special"
SCOTCH WHISKY
"It never varies"
distilled, blended and bottled





in Scotland

138

If you enjoy any sport at all . . .



TAMPAX

was made for you!

Tampax gives you complete freedom of action! Never chafes or binds. In fact you aren't even aware that you're wearing it! You feel cooler, more comfortable with Tampax. You can wear shorts, slacks, bathing suits. (Tampax eliminates belts, pins, pads and bulges.) You can swim, water ski, play golf, tennis—do anything you'd normally do. All this because Tampax is *worn internally and is only a fraction of the size of an external pad.* Try Tampax!

Your choice of three absorbency-sizes—Regular, Super or Junior—available wherever such products are sold. Canadian Tampax Corporation Limited, Brampton, Ontario.



Invented by a doctor—now used by millions of women



Jeanne Minhinnick

TALKS ABOUT ANTIQUES

Jeanne Minhinnick, CH's antique expert whose column "Time Was" appears in the front of the magazine each month, will also appear in this column from time to time to answer readers' questions about antiques. If you are looking for information on a piece you've acquired, Mrs. Minhinnick will be glad to try and help. Please send your questions to her, Canadian Homes, 481 University Avenue, Toronto.

Q. *I have a very old rocker, a "Boston" rocker I believe, but I'm a bit confused. The arms of the rockers are different in the two photographs from*



An early Boston rocker, it's defined by unpainted arms, bar across spindles.



This rocker is a later version (1865 to 1880) of the Boston rocker above.

The House A Rocker Built (March 1960). Are both Boston rockers? Mine has arms like the rocker at the bottom. Which kind of rocker is the older? — MRS. C. A. HAMES, FORT SASKATOON, ALTA.

A. The picture at the top shows the earlier type of Boston rocker; on it, the arm was usually a polished hardwood, either cherry or maple as a rule, and the arm rest was left unpainted. The bar at the back of the seat joined to the seat is also an early feature.

The other rocker is later (about 1865 or 1880), but is called a Boston rocker, too. The only definition one can really make about a Boston rocker is that the back spindles are placed in a curve to fit the back. This was a new concept when they were first made. The very early rocker (18th century) was simply a straight ladder-backed chair with short stubby rockers added. Sometimes, but not always, an older chair can be recognized by the shortness and thickness of its rocker.

Q. *We have, in our basement, three old chairs which my husband tells me were hand-carved by some of his ancestors. They have a bottom in them woven of some kind of bark. Can you tell us where we could have this replaced?*

We also have an old family Bible which is dated 1853, published by Phinney & Co., Buffalo. It contains the Apocrypha and is quite thick, about 6 in.; are they worth very much, or are they common? We have a friend wanting to find one. — MRS. JOHN KNOX, AYR, ONT.

A. Your chair seats are probably elm bark, the most commonly used material for early chairs in Ontario. The only people I know who re-do chairs with elm bark today are Indians who seem to have inherited the art. I have had some done in Prince Edward County. It must be done in the Spring. I have taken the chairs, left them for weeks, and got them back whenever the craftsman is ready. Sometimes he doesn't work that year. I have heard of other Indians on the Quebec border who do it, but haven't investigated. You might inquire in your own neighbourhood, but I am afraid you will have great difficulty in finding anyone to do the work.

Your family bible is not a rarity. The place to find one is at a county auction sale, where the owners have died — that's when they come onto the market. I have seen them many times at country auction sales in Eastern Ontario.

Q. *Could you tell me the approximate age and origin of the settee in the sketch? It came from my father's home near Renfrew and was, I believe, made in the district. The finished wood is chiefly walnut; the legs and the wood behind the open panels at the front may be pine. The nails in the settee are square-shanked and have irregular oblong heads. Another fact that might help is that numbers are carved on the wood. Some are Roman numerals, some arabic; some are on the underside of the wood, some in plain view. They seem to follow no pattern whatsoever. Could they be the identifiable marks of a cabinet maker?*—DON SPARLING, OTTAWA.

A. This is a fairly easily recognized style. It seems to have developed from an earlier style referred to as "Serpentine back" which was made between

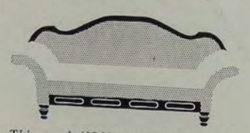

This couch (1860) developed from the "Serpentine back" couch (1840-1855).

1840 and 1855. In your couch the arms are more boldly turned outward, the back rail of wood is less "serpentined," the feet, instead of being bracketed in

continued on page 70

HARVEY'S



HARVEY'S



HARVEY'S



HARVEY'S



THE NAME FOR FINE SHERRY SINCE 1796

Whether you buy Harvey's famous Bristol Cream – expensive, but worth every penny – or one of Harvey's moderately priced sherries, you're buying the best. Pick up a few bottles soon – a rare pleasure for yourself and your guests.

Write for free booklet – Harvey's "Guide to wines." Dept. C-4 P.O. Box 216, Station H, Montreal.



Sofa No. 750-16, occasional chair, 750-14, chair, 751-13—available in new quilted fabrics, as shown, and in many other fine fabrics.

Intrigue!

Here is an intriguing new collection of luxurious contemporary furniture with famous Valuxsea seat and back cushions, covered with new fabrics puffed and quilted to almost vaporous softness. The wood is fashionably exposed, Velvet Walnut finished, and finely sculptured. These exquisite effects are typical of Valentine Seaver Originals. They're the finest in style and in value, too--an intriguing fact!

Valentine Seaver originals PRODUCT OF KROEHLER

Kroehler Mfg. Co., Limited • General Offices: Stratford, Ontario • Plants at Stratford and Durham, Ontario, and Montreal, Quebec.



She: "*Darling, admit I chose this lovely carpet.*"
He: "*Sure, Joan, but I chose the underlay.*"

What a marvellous partnership!

IS DOUBLED

life with Duralay

Duralay doubles the wear and doubles the luxury of every carpet it serves. It helps your carpet to defy time and traffic, keeping it ever-young, ever-inviting . . . always luxurious. Every time you cross the room you'll be glad you invested in this protective, lifetime underlay.

Duralay is an indestructible combination of tough black foam rubber bonded to green impregnated hessian . . . the strongest natural fibre known. And Duralay never wears thin . . . it always springs back to its full ¼ inch thickness. Suggested retail price $2.49 per sq. yard. Made in Canada.

For free booklet, "Your Carpets Should Last a Lifetime" and a free sample of Duralay, write to Department C. H.

Durie & Miller of Canada Limited,
2100 Drummond Street, Montreal, Quebec, Telephone VI 4-8609
37 King Street East, Toronto, Ontario, Telephone EM 4-1026

THE LUXURIOUS UNDERLAY WITH THE LIFETIME GUARANTEE

GUARANTEED Duralay FOAM RUBBER UNDERLAY

Serial No. 1973 BRITISH GOOD HOUSEKEEPING INSTITUTE GUARANTEES

the early style, are turned. The inset panels on the wood across the bottom front are always found in later examples.

I should think your sofa was circa 1860. The nails you describe would still have been in use, the numerals are those used in a cabinet-making establishment for the convenience of the cabinet maker who assembled parts which were made in quantity. Very few Canadian cabinet makers marked their products. It is a nice simple couch, bound to increase in value as time goes on.

Q. *At an auction sale the other day, I bought four chairs, which went with a captain's chair. Today I worked on the seat of one, and was so disappointed to find that the last layer was dark red. It does not seem to be varnish, but rather a combination of paste and dye. The paint remover has very little effect on it. Can you tell me how to remove this red color? This is my first attempt at buying antiques.* — H. F., R.R. 1, COPETOWN, ONT.

A. Unfortunately for you, most Early Ontario chairs were either first painted red or given a red filler stain and then painted over that. You can try wiping it with a rag saturated in javelle water (outdoors), or putting on a paste of oxalic acid which you get in the drug store in powder form. You must wear rubber gloves for either of these operations, and you must wash the chair with lots of soap and water afterward.

You can scrape the whole chair with broken pieces of glass . . . this is often done by furniture dealers . . . and then sand it, first with garnet paper then with sandpaper. If you do manage to get the chair clean enough to suit you, you could rub in boiled linseed oil and turpentine mixed in equal parts. This will give a soft, light durable finish.

Q. *I have just returned from one of my frequent visits to Colonial Williamsburg and feel your effort to restore Upper Canada Village is a great service to our people. I am interested in a small personal way in Early Canadian furnishing . . . is there any way I might render a service?* — GLADYS GALE BROWNELL, 24 BRULE CRESCENT, TORONTO.

A. It is very kind of you to write a note of encouragement to me. You can be of great help simply by keeping your eyes and ears open when you see and hear of people about to discard old things. Often one's friends say, "We have to move and I have to get rid of all this old stuff" — and that's when it's a good idea to pounce and say, "Write to Upper Canada Village."

I, too, have just returned from Williammsburg. There is no comparison between us and them, of course. We do have a 30-acre Village containing a great number of buildings and gardens, including a saw-mill and a woolen mill. The most fascinating thing about it, to me, is that it looks Canadian. It has no resemblance whatever to American outdoor museum villages. We have progressed enough for me to judge that we shall have a unique restoration. I do hope that you will see it and enjoy it next year. It is planned to open Upper Canada Village to the public July 1, 1961. □

HOW TO SEAL A CONCRETE FLOOR SURFACE

Bothered by dust from your concrete floor? You can seal or treat the surface effectively in several ways.

For floors below grade, a latex-base paint is excellent, because it was formulated specially to be indifferent to the effects of alkali in all cement, and because the presence of small amounts of water in the floor will not affect it. Of course, being a paint, the latex gives you a color choice to brighten the basement. However, it's not recommended if you want to tile the floor later.

A chemical hardening treatment that is very successful depends on the hardening action of various fluorine compounds on the calcium in cement. Either zinc or magnesium fluosilicate may be used, or a combination of the two. Excellent results have been obtained with a mixture of 20% zinc and 80% magnesium. To make it yourself, dissolve ½ pound of the fluosilicate and one gallon water for the first application; two pounds per gallon in the second. Apply the solution with mop or sprinkling can, spread evenly with a mop. Allow the surface to dry between the applications. Usually this drying takes about three or four hours. After the last application, mop the floor with a damp mop to remove excess salts, or permanent white stains may result. Coverage varies with the porosity of the concrete floor, but generally, a gallon will cover between 180 and 240 square feet. You can paint over this finished surface.

There are also various forms of phenolic resin base hardener that fill



idea *Use scrap wood for vise*

You can easily improvise a clamping device from pieces of scrap wood that will do the job of a bar clamp. Nail the first wedge into position so the second wedge will exert sufficient pressure on the concrete being glued. Make the clamping device as long as you need for the job. — *R. J. DeCristoforo.*

CARLA MARIA VALEZ IS A NEW CANADIAN.....



WE ASKED HER TO POSE WITH A NEW CANADIAN PLYWOOD...

FROM PV... **Fiesta**

THEIR PERSONALITIES MATCH SO PERFECTLY.



PV BRAND

FIESTA is a decorative fir plywood in panels 4'x 8', 5/16" thick: 7', 9' and 10' lengths on request. Its distinctive pattern is produced by an exclusive process of etching and grooving. Its oak-hard surface is factory prime-coated in soft Sandalwood. Manufactured by Canadian Forest Products Ltd., Pacific Veneer & Plywood Division, New Westminster, B.C.







In the years to come these will be treasured pictures. Here is the young couple on the threshold of their life together.

At thousands of Canadian weddings all over the country, President Champagne is used to toast the start of that happy adventure. *More* President Champagne is served at Canadian weddings, than *any other Champagne*, Canadian *or* imported.

President, Canada's *prize* Champagne is made in the same slow, painstaking manner as are the Champagnes of Europe. For your and your guests' pleasure, serve with pride "the noblest wine ever vinted in Canada" —President Champagne.

If you would like a complimentary copy of a distinctively-illustrated booklet, "The Story of President Champagne" please write for it to Bright's Wines, Lachine, Quebec.

A 26-page, full-colour kitchen handbook, "Bright & Cheery Recipes" is yours for the asking. Just mention this offer, and send your name and address to Bright's Wines, Lachine, Quebec.

Loubé Photography

Four pictures from the wedding album of Mr. and Mrs. Hagood Hardy, whose wedding reception was held in the home of the bride's parents on Crescent Road in Toronto.

The first glad moments

of their wedded life..



Bright's PRESIDENT Champagne

Bright's fine Canadian Wines SINCE 1874



idea *Device to hold tubing in vise*

To hold tubing securely in a vise without flattening or otherwise marking it, make two V-blocks out of scrap wood that will grip tubing as shown above. — *R. J. DeCristoforo.*



idea *For a "cheep" tie rack*

An inexpensive bird ladder that you can buy at any pet shop can be converted into a useful tie rack. Simply hook the end of the ladder into two screw eyes, then hang your ties.

the cells in the concrete like honey in a comb. Once into the cells the resins harden, giving you a second floor "inside" the first. Marketed under various trade names, these products give you a surface that can be tiled on later if you like, without resurfacing work.

You can buy commercial sodium silicate, which is about 40% liquid solution, viscous, and requiring thinning with water before it will penetrate concrete. A good solution is about three gallons of water to each gallon of silicate. Use two or three coats, allowing each to dry thoroughly before you apply the next. During application, scrub the coats hard with a stiff fibre brush or a scrubbing machine and water to help the penetration.

An aluminum sulphate treatment that you can mix yourself will take you a couple of days intermittent stirring in the basement, because the sulphate dissolves very slowly. And you'll feel like an old time pioneer, because you *(Continued on page 74)*

A Special Hammond Organ Invitation...

Take your choice – and either way, you'll play by Christmas!



1. The Hammond Budget Plan

4 ORGAN LESSONS at your Hammond dealer for only $8



2. The Hammond Playtime Plan

Any Hammond Organ in your home for 30 days, with 6 lessons at your dealer, for only $25*

If you start either of the lesson plans right now, you'll be playing the Hammond Organ—by Christmas!

And you'll sound fine, you really will. (The Hammond Organ always makes you sound better than you actually are!)

You don't need any previous musical training—just the desire to play. There's nothing to buy, no obligation. And the cost is modest.

The Budget Plan brings you 4 lessons for only $8. The PlayTime Plan lets you enjoy any Hammond model *in your home for 30 days*, with 6 lessons, for only $25. See your Hammond dealer!

HAMMOND ORGAN

...music's most glorious voice.



The Hammond Extravoice Organ, $1110 (bench extra).



The Hammond Spinet Organ, $1675.



The Hammond Self-Contained Organ, $2976.

**If you decide to keep the organ, the $25 becomes your down payment in full. All prices include duty and sales tax. Freight extra.*

HAMMOND ORGANS, P. O. Box 65, Terminal A, Toronto, Ontario

Please send me:

☐ Free Folder on Budget Plan.

☐ Free Folder on PlayTime Plan.

☐ Details on how to get free LP record of Hammond music.

Name_____

Address_____

City_____ Prov._____

HAMMOND ORGAN WESTERN EXPORT CORP. CH10-60

CONSTANT SUPPLY OF SOAPSUDS

idea

Here's a simple trick for easing household chores—insert a bar of soap in the centre of a sponge by slitting the sponge through the middle. In this way you can be assured of a constant supply of soapsuds which will make less work of washing down large surfaces.





In the purchase of television, it is important to realize that your set will be more than simply entertainment. It is also a major furniture piece. This is why so many Canadians who place value first, have bought and are buying Electrohome—the quality television with the fine furniture beauty of cabinets by Deilcraft.

The 23" Electrohome Richelieu

PICTURE: This 23" console gives an exactly defined picture. Even old movies are clearer, sharper with new 'Video Monitor.'
SOUND: High-Fidelity reproduction through four speakers—two extended range woofers and two tweeters.

CHASSIS: 21 tube Electromatic Imperial transformer powered hand wired chassis.
CABINET: Companion to the French Provincial group by Deilcraft in hand rubbed finishes of Walnut, Champagne Fruitwood, Cider and Mahogany.
DIMENSIONS: 30" high, 43½" wide, 13⅜" deep.

ELECTROHOME ✹ VALUE

MADE BY CANADA'S OWN ELECTROHOME, KITCHENER, ONTARIO

(continued) will have to mix the sulphate in a wooden or stone vessel. The solution consists of 2½ pounds of powdered sulphate to each gallon of water. For the first solution, the proportion of sulphate may be halved. Let it dry on the floor for 24 hours, then apply the second stronger coat. The mixture must be made acid with 1 teaspoonful of commercial sulphuric acid for each gallon of water. (Wholesale drug houses and chemical dealers sell these chemicals, or you can buy them under various trade names. Consult any reputable concrete contractor, builder, or knowledgeable hardwareman.)

Dusty concrete floors may also be treated with china wood oil, linseed oil or soybean oil. Boiled linseed oil dries faster than raw linseed oil. It's not necessary to build up a heavy coat; thin coats give better penetration. Dilute the oil with turpentine or similar thinner, up to 50% for the first coat, 20 to 30% for the subsequent coats. If you heat the oil to 150F, you'll achieve better penetration. Apply the oil with a mop, taking the excess oil off with a squeeze-type mop. This treatment tends to darken the surface, but it provides a good base for paint, varnish or wax.

When you paint your floor, it should be absolutely dry. Don't paint it if water tends to penetrate it from below. Paint can be blistered and ruined simply by warm moisture-laden air settling on it from above, so keep the cellar dry. And don't paint new concrete until it's had a chance to season and become chemically neutral. Make sure the floor is clean, and take off all excess oil or grease with gasoline or naphtha. □



idea

Use drill to mix paint

Use a power drill with a bent bolt inserted in it to mix old paint. Keep speed down or paint will fly all around the room. Use the trigger at intervals to keep rpm's down and, if necessary, add a little thinner to the mix if the paint is very lumpy.

— A. L. Phelps.

Her choice in plumbing fixtures?

Crane, of course

See A,B,C, for some of the reasons why...



A *Modern design, extra dependability* —as exemplified by the NEU T/N one-piece water closet. Like all Crane bathroom fixtures, the T/N is a triumph of compact design. It has vigorous yet quiet flushing action, its unique "Little Flapper Valve" *eliminates* dripping, it cannot overflow. B *Advanced products*—such as *The Bidet.* A common fixture in Europe, this valuable aid to personal hygiene and cleanliness is now being introduced in Canada by Crane. It's floor-mounted, fills like a washbasin, has a built-in spray for thorough cleansing, is for the use of *all* members of the family. C *Beauty, sensational performance*—typified by "Dial-ese" *faucets.* They're sleek, lovely . . . and they out-perform all others. They open and close *tight* at a finger touch, practically never need a new washer. "Dial-ese" test faucets have been opened and closed *1 million* times with only *slight* signs of wear to inner parts, *no* loss in efficiency. *More points to keep in mind:* D Crane fixtures come in 7 pastel shades and white. E There's a *Crane quality* fixture in every price range—you can get the best that can be bought for the money you have to spend. F Whether you're buying, building or remodelling, it's a sensible idea to insist on Crane.



Good builders use good hardware . . . look for this Emblem of Quality.

Amerock
Symbol of fine homes
HARDWARE

planning for
CONTEMPORARY?
PROVINCIAL?
COLONIAL?

Amerock cabinet hardware will add that important, harmonious touch . . .

(a) *Contemporary:* Handsome, rich, elegant. All popular finishes.
(b) *Modern Provincial:* Modern—yet with the elegance of period styling.
(c) *Colonial:* Authentic design—modern construction and application.
(d) *Drawer Slides:* Free-rolling convenience for cabinets, built-ins.
(e) *Turn-A-Shelf:* Puts hard-to-reach space at your fingertips.
(f) *Hide-A-Shelf:* Out-of-sight storage—pull-up convenience.

(a)



(b)





(c) (d)



(e)



(f)



Amerock
LIMITED
Department CH60
MEAFORD, ONTARIO

YOUR AMEROCK DEALER . . . will be glad to help you select just the right pattern and finish from his complete display.



service centre FOR CANADIAN Homes

HOME NEWS ABOUT GIFTS & GADGETS FOR CANADIAN LIVING — BY PETER KEAY



PLASTIC HELPMEET FOR DADDY

Tired of the dishes? Here's a portable washer that hooks to the hot tap and does them for you—no electricity. Costs $69.95 and comes in white, yellow, turquoise or pink. Handles service for five. (Dishwasher)



Double-duty tray table

Teak tray that sits on ebony-finished stand which folds away for storage. Much too pretty to store. Leave out always. Nationality: Danish. Cost: $14.50. Order from: Scandia House, 1173 Bay Street, Toronto.

Brave new 3-D world

You can feel the mountains on this 12-inch, plastic hanging wall lamp. Clean it with a damp cloth. It pulls down, too. $16.95. (Stereo atlas)





Brass in the bathroom

Dolphins hold a double towel ring ($5.95); a glass accessory shelf ($11); or a clothes hook ($2). Ridpath's Ltd., 906 Yonge Street, Toronto.

Elegant Danish pewter

Pewter, as you must know by now, needs no polishing: you just wash it in suds and lukewarm water. The large ashtray costs $8.50; the small one $5.25. The cigarette cup is $5.75. Jensen's, 95A Bloor St., Toronto.



Jettison your jam jars

These clear glass jars from Finland are *much* nicer to look at than jam jars. *They* have colored glass tops. Airtight. Great for spices, herbs, buttons and the like. $11.95 a set. Lion & Lamb, 1523 Yonge St., Toronto.





Hand-made feet wipers

These are from Haiti. *You* know — the Caribbean republic that speaks French? Once had an Emperor, and all? Great tourist place. Well, these doormats came from Haiti where they were woven of natural sisal, under a brilliant sky, by Haitian women who make a point of *singing* all the while. They come in brilliant colors or natural and in two sizes: large, for extra dirty feet, and the usual doormat size. Large ones are $5.95 colored or $4.95 in natural. The small ones come in natural color only. $3.95. (Doormats)

Do-it-yourself birdcage

Comes in three sizes at $6.95, $7.95 (illustrated) and $9.95. Man, you *can't* go wrong on this one; just follow the instructions, and if you hate birds, cage a plant in it. (Birdcage)







Here's a new switch

It replaces the old wall switch with a jazzy timer that can turn things on and off when you want. Great for fans, coffee makers and fooling burglars. $31.95 plus installation. (Timer)



MAKING MOP HANDLES OBSOLETE

These closet bars, which can fit closets from 18 inches to 10 feet wide, mean you can take the old bar down and put it back on the mop, if you still have it. They cost from $1.90 to $5.20, depending on size. (Closet bar)

Order specialty items from addresses given above. All other prices are approximate; if items are not in local stores, query to address listed in "Where to Buy," page 82

ANOTHER IN... HONEYWELL'S DIAMOND JUBILEE PARADE OF PRODUCTS

Only Honeywell could improve the world's finest thermostat



Now easier to read ... to set!



NEW COMFORT-ZONE

You can tell at a glance when the temperature slips into a discomfort area.



NEW DIAMOND-LUSTRE FINISH

Dramatic new silver-grey finish blends with any decor. Ring slips off for painting.



NEW PICTURE WINDOW DIAL

Forty per cent larger window for easier reading, more attractive appearance.



NEW EYE-SAVING NUMERALS

Big numbers make it easy to see and set the exact temperature you want.

Presenting the New Diamond Jubilee model of the world-famous Honeywell Round Thermostat!

Honeywell has done it again! The craftsmen who designed the world's most wanted thermostat now make it even easier on your eyes. Easier to read, easier to set, and more attractive than ever in every way!

You'll find new king-size numerals you can read at a glance! And a new picture-window dial. Another eye-saver is the new comfort-zone thermometer, now separated from the temperature dial. Yes, this new Honeywell Round is easier to use and prettier by far. But we couldn't improve Honeywell's traditional dependability. Proven features, such as the dust-free mercury switch, remain to assure you of the utmost in economical indoor comfort. Your heating and air conditioning dealer has this new Honeywell Round thermostat. Ask him about it today!

Honeywell

H HONEYWELL *First in Control*

SINCE 1885

Have **YOU** *tasted*

PEEK FREAN'S "FAMOUS QUALITY"

CHOCOLATE BISCUITS?

Peek Frean's "Famous quality" Biscuits coated with smooth rich milk chocolate. Try them and judge for yourself.



PEEK FREAN'S

makers of famous Biscuits for over 100 years

M666



WORLD FAMOUS

VAN TUBERGEN BULBS

The Cream of the Dutch Crop. Our advanced catalogue (ready now free on request) lists over 700 varieties — not only the newest Tulips, Daffodils and Hyacinths but a host of rare and unusual bulbs to give your garden distinction.

C. A. Cruickshank Ltd.

(THE GARDEN GUILD)

Sole Canadian Distributors

1015 Mount Pleasant Rd., Toronto 12, Ont.



Will she always feel as secure as she does today?

The years pass quickly and before you know it your earning days are over!

Are you by regular systematic saving providing for the day you must retire?

Will your present rate of savings guarantee independence for you and your family at retirement?

One of the best ways of ensuring basic security in later years is to invest in a Canadian Government Annuity.

Premiums are deductible for income tax purposes within certain limits.

For full details on the attractive features of the several different plans of Government Annuities, mail this coupon, postage free.

FEDERAL DEPARTMENT OF LABOUR

CANADIAN GOVERNMENT ANNUITIES

To: Director, Canadian Government Annuities, Department of Labour, Ottawa, (Postage Free) CH

Please send me complete information on Canadian Government Annuities.

My Name is ..... (Mr. Mrs. Miss)

I live at .....

Date of Birth .....

Age when annuity to start ..... Telephone .....

I understand that information given will be strictly confidential



"Just leave two quarts"

Now if you can't write you just tell the milkman — *if* you have one of these intercoms. Cost, for master panel, five inside stations, one outside, is about $300, installed. (Talk)



West German six-cup

Makes yummy filtered coffee in gray, yellow or turquoise pot. Comes with strainer, coffee measure, filters, and costs $6.20. (Coffee pot)

Colored Danish lamps

My, but the Danes keep busy. The latest result is this collection of two-piece lamps using contrasting colors. Very pretty, singly or clustered. Prices range from $29.95 to $44.50. Scan Trade, 316 Dupont St., Toronto.



NO MORE WASHOUTS

This thing stays coiled up at the bottom of the downspout on fine days, uncoils to let the run-off spray away over wide area when it pours. No mudholes. $2.39 (Controller)



Questions & Answers

THAT MAY BE OF HELP TO YOU, TOO

Q: *In the home we just bought, the living room is paneled in dark oak (probably stained) that has discolored over the years. We would like to lighten the wood without painting it to produce a natural finish. How can we do it?* — MISS GRACE COUTTS, WINDSOR, ONT.

A: Decorating Editor Margit Bennett says that your problem of how to lighten dark oak paneling is a rather controversial one. Some people have worked with varnish remover and bleach to get the desired result, and found it time and temper consuming. Their advice is to paint it. However, in case you want to try it, the procedure goes like this: Use varnish remover to get all the finish off completely. Full directions for use will be on the varnish remover container. Next, use a bleach — you might have to use more than one application of the bleach to get the wood the color you want it. Then wax the paneling (or rub it thoroughly first with a light stain if you prefer).

Can CH help you?

Do you have a household problem that needs solving? A room that needs decorating, or a stubborn plant that refuses to bloom? If so, we will be glad to help you. Write to: Canadian Homes, 481 University Ave., Toronto.

Q: *I recently moved into a new house, and on our lot there are a number of conifer trees. With the grading, it means that several of the trees have had fill placed around them to a depth of 18-24 inches above the original ground level. I understand that this is likely to harm the trees, and that stones should be placed around the base of the trunk to allow the trees to breathe. I would like to know if this is correct, and if so, how should I lay the stones?* — MR. P. R. BRISTER, PORT COLBORNE, ONT.

A: Gardening Editor Jane E. Little says that you are quite right, that filling to any depth over an inch or so around the base of large trees will smother them and eventually kill them. One way to get around the problem is to build a tree well around each tree. The well is made so that the base of the well is at the original ground level and the walls of stones come up to the height of fill around the trees. The walls are made with stones placed in a circle three or four feet from the base of the tree. This allows the trunk to expand and air to get all the way down the trunk to the original ground level. If you have many trees and this seems like a

(Advertisement)

WALL PANELING — PRACTICAL ON YOUR BUDGET?

If you still think of wall paneling as a luxury you would like but can't afford, you're in for a surprise. Betty Jennings, staff designer for Weldwood Plywood, reports that many new kinds of hardwood veneer paneling have been created in the last few years — with costs as low as $20 for a 12'x8' wall.

Here are some examples from the Weldwood line:

Economy range: For turning attic spaces into cozy study or sewing nooks, for recreation room or playroom, there are a number of low-priced woods in the Weldwood line. Pre-finished Surfwood in six new decorator colours costs as little as $38.00 for a 12'x8' wall. Surfwood is the panel with the three-dimensional carved swirls, which follow the natural grain of the wood, giving it a rustic, weathered look. Unfinished paneling like Samara costs only about $20 for a 12'x8' wall.

Middle-price range: Samara is also available as a pre-finished panel, in nine soft decorator colours, including pink, green, blue and gray. It costs about $45 for a 12'x8' wall. Charter Birch, at about $47, brings you all the natural beauty spots of wood, such as knots and burls. It provides a richly grained accent for rooms.

Luxury range: Approaching expensive solid wood paneling in richness are such factory finished panels as cherry, walnut, oak and African Mahogany hardwoods that fairly breath drama from the walls. They range from $58 to $80 and are elegantly luxurious in living or dining areas, studies and foyers.



Isn't this what you'd like to do about that bedroom?

This might have been an ordinary bedroom. But a new pre-finished Weldwood real wood paneling called Charter Birch has helped transform it into a room a growing daughter can't help loving. It's exciting—unlike any other room, because nature never grows wood the same way twice.

Don't you have a room you'd like to reawaken? In a Weldwood setting, you can go as frilly or as formal as you like. Real wood adds warmth to modern furniture, and a new freshness to period furniture. To soothe any qualms about money, please note that a 12' x 8' wall of Charter Birch costs as little as $47. And Weldwood is guaranteed to outlive your home. Never needs redecorating, although you can change companion colors as often as you like.

See the full range of Weldwood paneling at your Weldwood dealer's or at one of Weldwood branch showrooms listed below.

Weldwood Plywood Limited
395 Stinson Blvd., Montreal 9, Que.

Please send me your full-color booklet "Weldwood Prefinished Paneling for Fine Interiors", which gives woods available and installation instructions. I enclose 10c.

NAME .....
(Please Print)

STREET .....

CITY ..... PROV. .....

Weldwood

WELDWOOD PLYWOOD LIMITED

Winnipeg New Sudbury London Windsor Toronto Ottawa Montreal Sherbrooke Trois Rivières Quebec Chicoutimi. Western distributor: J. Fyfe Smith Co. Ltd., Vancouver, Calgary, Edmonton.



CLIP MAKES SIMPLE COMPASS

idea

Stuck for a compass? If you ever need to draw circles on something and you haven't got the proper instrument, take an ordinary spring clip and mount two shortened pencils in the jaws. Use one pencil as the needle of the compass, enscribe circle with other.



Shown: Fiberglas Translucent Panelling patio divider, garden fence; Fiberglas Reinforced Plastic chairs, lawn mower housing; Fiberglas draperies; carport combines Fiberglas Built-up Roofing and Translucent Panelling.

FIBERGLAS® **comfort-conditions your home for a lifetime**

Full Fiberglas* insulation lets you live in comfort all year 'round. It keeps rooms cooler in summer, warmer in winter and helps cut heating costs, too.

And whether your home is brand new or well-settled, you can add a host of "custom" Fiberglas features: dramatically coloured garden fences, patio and carport roofs of Fiberglas Translucent Panelling that never needs painting; easy-to-care-for Fiberglas draperies; sturdy Fiberglas Reinforced chairs, planters and lampshades; ageless Fiberglas Screening for windows and sunporches. All these Fiberglas materials and products are available to Canadians today. When you buy or build, visit model homes in your community and see the exciting new ideas the building industry has to offer. *T.M. Reg'd.

It's amazing the difference Fiberglas makes!

FIBERGLAS* CANADA LIMITED

lot of work, you can always fill the tree well loosely with large stones (at least six inches in diameter). The air that gets in between the stones will keep your tree healthy. If you have a number of trees growing together you can put up one wall that will outline the whole group of tree trunks and come out at least three feet from each trunk. Don't put soil on top of the loosely filled stones if you try to build a tree well by this method.

Q: *On a recent trip to Quebec City, my husband and I ordered a dessert called Saboyan, in several restaurants, and found it to be very unusual and delicious. Could Madame Benoit please give me the recipe for this, if it isn't too difficult to make at home? —Mrs. D. Dogherty, Roxboro, Que.*

A: Madame Benoit says that Saboyan, a famous Italian dessert, is indeed very special. Here is her recipe for it:

Saboyan

INGREDIENTS: (serves 6) 6 egg yolks; ½ lb. powdered sugar; 2 cups dry sherry, Marsala or Maderia; enough ladyfingers for six portions.

Beat egg yolks with powdered sugar until smooth and creamy. Add 2 cups wine, a little at a time. Continue to beat until well blended. Pour entire mixture into top of large boiler and heat over boiling water. Beat continuously with wire hand whisk until sauce is light, foamy and warm (sauce should rise 3-4 times the original height). When sufficiently beaten, sauce will be firm and frothy enough to hold its shape. Serve warm in champagne glasses with ladyfingers. □

Where to buy items shown in this issue

BASKETS FROM FAR-AWAY PLACES (pages 34-35): All of the baskets shown on page 34 in the small pictures are from The T. Eaton Co. Ltd. (housewares department), Toronto, Montreal, Hamilton. All of the baskets on page 35 in the big picture are from Eaton's, too, with the exception of (5) the Italian hand-basket, (9) the grey Italian wastebasket, and (10) the basket with the rope handle, which are from La Boutique D'Eloise, 558 Yonge St., Toronto. If you cannot find the one you want in your area, order from those retail stores, or write the wholesale supplier, Bacon Basket Ware Ltd., 55 York St., Toronto.

SERVICE CENTRE (page 77): *Dishwasher,* Maxwell Ltd., St. Marys, Ont. *Stereo atlas,* The Setann Co., Ltd., 156 Evans Ave., Toronto 18. *Birdcage,* China Temple, 88 Bloor St. W., Toronto. *Doormats,* Shelagh's of Canada Ltd., 116 Bloor St. W., Toronto. *Timer,* Marr Electric Ltd., 160 Perth Ave., Toronto. *Closet bar,* Stanley Hardware Division of The Stanley Works of Canada, Ltd., Imperial St., Hamilton. SERVICE CENTRE (page 80): *Talk,* Kitchener Electronic Industries, 139 Dundas St., Kitchener, Ont. *Coffee pot,* Unique Gifts, 693 Bay St., Toronto. *Controller,* Aikenhead Hardware Ltd., 17 Temperance St., Toronto.

how to buy

THE SERVICE CENTRE'S GUIDE TO BETTER BUYING FOR BETTER CANADIAN LIVING



Sleuthing through the fine print can help you find the most suitable drill.

Handiest power tool of all

By Vince McNamara

The ¼-inch portable electric drill is the first tool most family handymen buy. This powerful little tool supplies the extra muscle to take the hard work out of more work than any other tool you may buy. Fitted with the many and varied attachments designed for it, it's probably the most versatile portable tool available. The many brands, types, and prices, however, can lead to confusion when it comes to choosing the drill you want to buy. Some pointers will help you select the drill that suits you best.

There are three types of drills from which you can make your selection: light, medium or heavy duty.

Light duty drills are fine for the occasional sanding, drilling, and polishing jobs. If you aren't going to use it too much this is the one for you.

Equipped with more powerful motors, a medium duty drill will work better with accessories, and for heavier work such as sawing and grinding. For constant use, for carpentry or cabinet work around the house, this is your best choice.

Heavy-duty drills, sometimes called industrial drills, are designed for almost continuous work. If your plans call for this type of operation, or for very heavy carpentry work such as this, this is the drill you'll need.

Before you decide on the drill you want, you should estimate the type of work for which the drill will be most often used. Remember that a heavier and stronger drill will do all your light work as well as the heavy, but a lighter drill will not do the heavier and more demanding work that you may require of it.

For best results it is important that the drill operates at the correct speed for the work you are doing. For hard or soft wood the drill can operate at any number of RPMs, but for aluminum and other light metals the speed shouldn't exceed 2,000 RPMs and could be as low as 1,500. For steel and other heavy metals you will get best results with a speed of only 1,000 RPMs or slightly less. If you know what type of work you want to drill for, you can buy one operating at the proper number of RPMs.

The tool's design is important. Look for a case that is neat but rugged in appearance. Some lower priced drills have a very lightweight metal case that can be easily broken, but can't be repaired. The ¼-inch drill should weigh about four pounds. Anything heavier will be tiring when used in awkward places. For real convenience the drill should be designed for use in small and confined spaces,



ADD COLOR TO YOUR BOWL OF FRUIT

idea

Persimmons, gourds, loquots, pomegranates and other colorful hard-skinned fruit will add variety, permanency and natural colors to your fruit bowl if you brush them carefully with a coating of pure white shellac. Allow them to dry thoroughly before placing in your bowl. — C. A. FENNER.



irvine robinson co ltd

interiors

142 oakdale rd.
downsview, ont.

IS YOUR SUBSCRIPTION DUE?

Subscribers receiving notice of the approaching expiration of their subscriptions are reminded of the necessity of sending in their renewal orders promptly.

The demand for copies to fill new orders is so great that we cannot guarantee the mailing of even a single issue beyond the period covered by your subscription.



Take Mr. Fix-It's Advice, confirmed by PETER WHITTALL, and with de SHERBININ CORK ADAPTER

MAKE YOUR FAVOURITE BOTTLE LAMP

In One Minute (no drilling needed) Available at your Hardware, Department or Variety Store.

J.E. de Sherbinin Co.
147 FRONT ST. W. TORONTO, ONT.



SCARLETT FABRICS

famous Canadian Homespun material is now

DRIP-DRY and PRE-SHRUNK

for drapes, slip covers, bedspreads in 21 decorator colours—custom made or Do-It-Yourself. Write to us for a free estimate on custom made drapes to your specifications.

50 inches wide $1.50 per yard

Send for your free sample book

SCARLETT FABRICS LTD.

Box 324, Stn. B, Hamilton, Ont.

(Please Print Name, Address)

Name.....

Address.....

.....

.....

how to buy

THE SERVICE CENTRE'S GUIDE TO BETTER BUYING FOR BETTER CANADIAN LIVING

and for easy, one hand operation.

A three-jaw, geared chuck is your best choice. The geared chuck opens and closes with a key, and the drill bit is gripped by the three jaws. These two features combine to give excellent gripping and holding power. The size of the drill refers to the maximum size drill bit shank it will accommodate. However, by using a drill with a ¼-inch shank, you can safely drill holes of up to ½ inch.

The small drill should have a pistol type grip to give better control and easy one-hand operation. You will find that the pistol grip that comes almost straight down from the motor gives better control in tight situations than the type that slants back from the motor at about 45-degree angle.

The switch for your drill should be a trigger type and located at the top of the pistol grip for quick and easy operation. In addition, there should be a push-button device to lock the switch in the "ON" position. This button should be so located that it is easy to reach and use, but where it won't be accidentally engaged. The locking device is especially useful on a one-hand drilling job.

The connecting cord should be from seven to eight feet long and should enter the drill at the extreme end of the pistol-grip handle. This will keep the cord out of your way while using the drill. For safety reasons the drill should be equipped with a three-wire connected cord and should be used in a three-prong receptacle. The third wire is a ground wire, and is designed to carry any electric charge resulting from a short circuit away from the drill's case.

If your workshop is not equipped with a grounded three-wire outlet, *don't* break or bend the ground prong on the tool just so that it can be used in your present outlet. Call an electrician and have him install a properly grounded outlet. It may mean waiting a day or two, and it will cost you $5 or $10, but it could save your life.

Most power tools are designed to minimize the danger of electrical shock to the user. Look for the Canadian Standards Association symbol on the tool. The CSA mark means that the tool has been tested and meets certain safety requirements. Look for it in the U. S., too, where many tools carry it as well as "UL" label — which may not be as high a standard.

The manufacturer's reliability is a most important factor. A reputable manufacturer will stand behind his product, repairing or replacing the drill if anything goes wrong with it. Check with your dealer on this point. He'll know how other customers have been treated, and how many trouble calls he has had on a particular make.

Good service facilities are important too. If trouble does develop, you will want a local or nearby repair depot. Having to pack your tool and send it many miles away for service takes time, costs money, and frays tempers. Make sure your drill comes complete with a list of spare parts, and a repair chart, and make sure that the dealer carries a stock of replacement parts. He should also carry manufacturer's attachments. □

HOW TO READ THE NAMEPLATE

RPM—*Revolutions per minute.* On electric drills, the speed of the motor with no load.

AMPS—*Amperes.* The amount of current the tool draws while running under full load.

VOLTS—*Voltage.* 110 volts is the normal voltage in Canada.

CYC.—*Cycles.* In Canada the normal house power is 60 cycle. If in doubt about house power in your area check with the local hydro office.

AC - DC—*Alternating Current-Direct Current.* Most portable drills have Universal motors that operate on either type of current so this should be no problem.

HP—*Horsepower.*

MOD.—*Model Number.*



idea *Where to keep your needle*

When they lay their sewing aside for a few minutes, many sewers stick the needle through the thread on the spool. This weakens the fibres in the thread. A better idea is to roll up a small piece of cloth, and insert it in the hole in the spool; then insert the needle.

CANADA'S ORIGINAL COLONIAL

For Elegant Living



Furniture that adds graciousness and beauty and denotes a home of good taste.

Thibault Colonial, with its famous exclusive "CARVETEX" finish, is an investment in years of unmarred beauty.

Visit your nearest Thibault dealer and look at the complete line of Dining, Bedroom and Living Room Suites.



Welsh Dresser
No. 502
one of 160 pieces of the Thibault Collection from which to choose.

E. THIBAULT LIMITED • Ste. Thérèse, Qué.

SERVICE CENTRE FOR CANADIAN Homes



information desk

by Dora Gregg



Dinnerware, bowls, vases, a wide range of table accessories come from a famous English potter. Booklet 155.

Use coupon on page 87 to order these helpful advertisers' booklets. If ordering more than 30, explain your needs by accompanying letter for special attention. Allow 3 or 4 weeks for delivery. Most booklets are free but those starred (☆) have a small charge



Portraits of many spring bulbs, a planting chart, useful spring gardening hints are here. Booklet 312



Describing the new, enlarged edition of a 20-volume encyclopedia, a 32-page brochure in full color. Booklet 445.

PLANNING TO BUILD OR BUY A HOUSE, REMODEL, DECORATE, LANDSCAPE, OR TRAVEL? USE THE COUPON ON PAGE 87 FOR HELPFUL BOOKLETS

Family Travel

1. IRELAND: Full information for visitors in colorful brochures. Hotel guide lists with rate structure, coach tours, sports and cultural events — maps and regional guides available. Irish Tourist Office.
2. S/S HOMERIC, the Flag Ship of Home Lines Canada-Europe service; M/S ITALIA, trans-Atlantic luxury passenger service to Channel ports and Germany. Complete information. Home Lines.
3. NOVA SCOTIA CAMERA TOUR: Canada's Ocean playground of historic beauty — with rugged Highlands, lush valleys and the blue, blue sea. Nova Scotia Travel Bureau.
4. PLANNING A TRIP to New York, Washington, D.C., Boston, Mass., Cleveland, Ohio, or Chicago, Ill.? Literature with complete details about the Hotel Roosevelt, N.Y.; Mayflower, Wash.; Somerset, Boston; Edgewater, Chicago, Cleveland in Cleveland. Hotel Corp. of America.
5. CHOOSE FRANCE FIRST: where to go, what to see by rail and bus. How to visit France and 12 other countries with low-cost EURAILPASS. French National Railroads.
6. This is BALMORAL CLUB directly on the ocean near Nassau. Colorful folder depicting the Club, its functions, beaches, night life, summer sports, etc. Rates on request.
7. NASSAU AND THE BAHAMAS ISLANDS: many colored pictures contained in this pamphlet of information to help you plan your trip to this beautiful island. Nassau Bahamas Development Board.
8. CALIFORNIA AND THE WEST: including Disneyland Hotel Special, San Francisco, etc. Brochures give all details, fares, etc. American Airlines.
9. PAN AM HOLIDAY PLEASURE TRIPS: tours to Europe, Pacific and beyond, Caribbean, Central and South America, Alaska, or Round the World — conducted or independent—described in free booklet. Pan American World Airways Inc.
11. EUROPE IS FOR FUN: 32-page illustrated booklet featuring the advantages of travelling to Europe during the off-season. British Overseas Airways Corp.
12. ALMANAC FOR TOURISTS IN FRANCE: Index of places, map of French provinces, complete monthly calendar of all events of 1960 — together with useful information for the traveler. French Government Tourist Office.
13. HOLIDAY GUIDE FOR 1960: complete structure of escorted and independent tours — including dates of departure and return, cost, daily itinerary, etc. Calladine & Baldry Ltd.
14. THE PROVINCE OF QUEBEC bids you bienvenue! Information package on parks, shrines, Gaspe region, road maps, etc., to help you plan your trip. The Province of Quebec Publicity Bureau.
15. ONTARIO: Canada's all-year vacation province. Plenty to do and see in 33 vacation areas. Pictures, maps, road bulletins, etc. — East, West, North and South. Ontario Dept. of Travel and Publicity.
16. YOUR NEW BRUNSWICK HOLIDAY KIT: helps you get the most out of a holiday in this playground by the sea. Motorland. Unlimited — like driving through the pages of history.' New Brunswick Travel Bureau.
17. TRAVEL SUGGESTIONS, 1960: whatever your travel pleasure you will find it covered in this free pamphlet, rates included on escorted tours, independent or a "made-to-order" tour, to any part of the globe. American Express Co.
18. SHERATON HOTELS: descriptive, helpful booklet listing in complete detail, rates, etc., of 45 Sheraton Hotels in 33 American and Canadian cities. Guide for traveling executive or vacationing family. Sheraton Hotel Corporation.
20. VACATION & HOTEL SUGGESTIONS: giving information on location, facilities and rates of outstanding hotels and resorts in Canada, U.S.A., Bermuda, Caribbean and Mexico — plus a leaflet telling "How to Use the Services of Your Travel Agent." William P. Wolfe Organizations.
21. THE TRADE WINDS HOTEL on the Atlantic at Ft. Lauderdale, Florida, offers free folder illustrated in color, giving details of facilities, rate schedule, etc.
24. SHOPPING YOUR WAY THROUGH SCANDINAVIA: informative brochure containing tips for your shopping tour, a chart of European sizes, Customs hints and regulations, etc. Scandinavian Airlines Systems Inc.
25. JAMAICA, BRITISH WEST INDIES: a vacation in color, depicting Jamaica in all its varied tropical splendor. With accompanying booklet outlining rate structure for hotels, guest houses and resort cottages. Jamaica Tourist Board.
26. ANY TIME IS TRAVEL TIME IN GERMANY. Attractive booklet depicting in full color the many interesting places to visit. Free, plus complete '60 calendar of events. Europe-Canada Line.
29. S/S QUEEN FREDERICA: Luxury passenger service between North America and Spain, Italy, and Greece. Color pictures of liner and complete information. National Hellenic American Line.
30. SEE BRITAIN BY RAIL: Tour hints for your stay in Britain; routes to the Continent, Ireland, Channel Islands, etc. Complete with color photos, maps, etc. British and Irish Railways Inc.
31. HOTELS & MOTELS in the major cities of the U.S.A. Colorful brochure with complete details. Pick Hotels Corporation.
33. TWO WINTER CRUISES — 1960/61: 1961 Round-the-World cruise. Visit 19 ports in 77 days. Or explore the Mediterranean — 17 ports in 47 days. For complete details write Holland-America Line.
34. PIER 66 MOTOR HOTEL: informative package describing in word and picture the accommodation facilities of this Florida hotel for a holiday, an extended vacation, or conference. Pier 66 Motor Hotel.
☆ 35. TRAILER PARK GUIDE for the Vacation Trailer traveling public through Canada, U.S.A. and Mexico, also list of trailer rental locations. Price 50c. Mobile Homes Mfrs. Assoc.
37. BERMUDA: Packaged information on living accommodations and rates, shopping, what to wear, sightseeing, etc. in Bermuda. The Bermuda Trade Development Board.
38. THIS IS BRITISH COLUMBIA: Informative brochure on the social, industrial and recreational resources of Canada's most westerly province. B.C. Travel Bureau.
39. BRITISH COLUMBIA: colorful folder gives details of ten different vacation packages, for holiday fun for everyone. B. C. Travel Bureau.
40. SPAIN: interesting travel package giving highlights of history of Spain, culture, food, sports, places to visit, etc. Spanish National Tourist Office.
41. FLY EUROPEAN JOURNEY TCA: colorful booklet gives helpful travel information on the different countries of Europe. Trans-Canada Air Lines.
☆ 43. SPECIAL CANADIAN TRAVEL ISSUE: a keen and knowing guide to help you rediscover Canada. Back copy of CH for July '59 with 13 display pages on travel, dozens of photos and maps, report on Trans-Canada highway, souvenirs and where to buy them, etc. Price 25c. CH Plans Service.
44. SCANDINAVIA & FINLAND: Informative brochure giving details of history, holiday pleasure, facts and figures on these Nordic nations. Air France Compagnie Nationale.
45. PRINCE EDWARD ISLAND packet of information including color pictures, tourist accommodations, road map and guide, etc. P.E.I. Travel Bureau.
46. ALBERTA: booklet showing the grandeur and beauty of mountains, plains and cities, plus sports, recreational, things-to-see, etc., in full.
48. BARBADOS: Illustrated folders to help you plan a refreshingly wonderful vacation in this friendly, unspoiled, Caribbean Island. Barbados Tourist Board.
49. JAGUAR: booklets showing the outstanding features and giving all the mechanical specifications on Jaguar 2.8, 3.4, and Mark IX. Jaguar Car (Canada) Ltd.
50. UNITED STATES LINES: complete information on passenger fares and sailing schedules, general information, etc. of the SS United States and SS America. United States Lines Co.
51. THIS IS THE BREMEN: colorful brochure gives

SEEN THESE? THEY'RE THE NEWEST BOOKLETS ON THE LIST

Family Travel

10. MIAMI BEACH'S RONEY PLAZA HOTEL in all its sun-drenched elegance shown in colorful brochure. Completely equipped for your vacation pleasure. Low rates.
28. M.S. VICTORIA and S.S. NASSAU CRUISE PROGRAMS: detailing cruises to Europe and year round cruises to Nassau. Incres Line.
42. EUROPEAN AUTO TRAVEL: 36-page booklet of pictures, prices and service for rental and purchase of cars for delivery in Europe. Auto-Europe Ltd.
52. CHRISTMAS SEASON reduced fare ORIENT CRUISES. Itinerary and fare of four sailings from San Francisco — Nov. 13, Dec. 6, Dec. 18 and Dec. 28. American President Lines.
59. THIS IS MEXICO: Complete travel packet guide to tours, shopping, things to see, places to visit, customs regulations, etc. in this fascinating country. Mexican Government Tourist Bureau.
60. BEAU RIVAGE-MOTEL CABANA CLUB: Colored brochure and folders describe the luxurious facilities of this private section of Miami Beach.

Bathrooms, Kitchens, Laundries

☆ 71. NEW ADVENTURES IN BATHROOM DESIGNING with Briggs' compatible colors. Colorful booklet with suggested various treatments of color and design for your new bathroom or to remodel your existing one. Price 25c. Briggs Mfg. Co.

Building Materials and Plans

☆ 88. "TWIN RANCH" VACATION COTTAGE: Two compact living units joined together by sun deck. Area 960 sq. ft. Detailed plans. Price 50c. Plywood Mfgrs. Assoc. of B.C.
107. MONEY-SAVING FACTS FOR HOME OWNERS: 96 pages jam-packed with practical tips on home care, materials, and repairs. Allstate Insurance Company.
☆ 148. HALLIDAY'S STYLEMASTER HOME PLANNING KIT for 1960: complete catalogue including a group of new designs, all specifications and prices. Price 25c. The Halliday Co. Ltd.
149. FILON FIBERGLASS PANELS shown used in many home improvement ideas as room dividers, patio and porch roofs, fences, etc. Available in decorator colors. Filon Plastics.

Facts on Food

☆ 197. GUIDE TO EASY ENTERTAINING: featuring menus, recipes, and hostess tips on how to have guests and enjoy them. Many other illustrations. Price $1.00. General Mills Inc.

Furniture and Furnishings

☆ 283. 1,001 DECORATING IDEAS: 84 pages of beautiful, practical room setting ideas; simple, easy-to-follow "how to" instructions for making draperies, cafe curtains, slipcovers, bedspreads, etc. Price 35c. Consolidated Trimming Corp.

Gardens and Gardening

☆ 317. ARTHO'S 1960 LAWN & GARDEN BOOK for both the amateur and the experienced gardener. 42 pages of design suggestions for the garden and patio with helpful information on garden care. Price 25c. Ortho Agricultural Chemicals Ltd.
☆ 318. HOW TO LURE WILD BIRDS TO YOUR GARDEN: This Canadian Homes reprint offers tips on foods, trees and shrubs, nesting sites and feeders which attract birds. Price 25c. CH Plans Service.
☆ 327. SEVEN GREEN PLANTS YOU CAN GROW INDOORS and how to look after these popular house plants. Price 15c. CH Plans Service.

Helpful Hints

368. MONEY-SAVING FACTS FOR CAR OWNERS: 96 pages of practical tips on car care and driving. Allstate Insurance Co.

Hi-Fi, Radio & TV

391. MOTHERS, FATHERS and PIANOS: Having trouble getting your child to practice piano lessons? This little booklet gives pertinent "how to" for a successful solution. Heintzman & Co. Ltd.

Home Workshop

416. ADAMS BAR DESIGNS: Four attractive home bar designs for the do-it-yourself man of the house. Convenient order postcard included for plans and specifications. Thomas Adams Distillers Ltd.

Miscellaneous

445. 1960 WORLD BOOK ENCYCLOPEDIA: revised and up-to-date information, with many exclusive features. Colorful brochure gives details. The World Book Encyclopedia.

Paint and Decorate

☆ 465. MOORE BEAUTY, COLOR & LIVING FOR YOUR HOME: Colorful illustrations and informative decorating tips and trends for the interior, as well as exterior treatment of your home. Price 25c. Benjamin Moore Paints.
467. DEFT brochure, complete with 6-step wood finishing chart. Simple, time-saving instructions for all interior wood finishing. Deft Wood Finish.

Property Management

503. YOUR LIFE INSURANCE AND HOW TO USE IT: Various ways insurance benefits can be used to meet family needs. Great West Life Assurance Co.

Leisure and Pleasure

☆ 553. HOW TO HAVE MORE BOATING FUN. CH's Guidebook No. 9. 16 pages on being a boating enthusiast, a camping expert, a modern voyageur. Price 25c. CH Plans Service.



Culligan SOFT WATER

Culligan of Canada Ltd., Toronto, and its franchised dealers. Franchises available.

Guaranteed by Good Housekeeping

YOUR LOCAL DEALER'S TELEPHONE IS LISTED BELOW; CALL HIM IMMEDIATELY

QUEBEC

MONTREAL Telephone HU. 1-4328
QUEBEC CITY Telephone LA 3-5228
SHERBROOKE Telephone LO 2-8074
THREE RIVERS Telephone FR 4-6465

ONTARIO

BARRIE Telephone PA 8-4782
BELLEVILLE Telephone WO 8-7700
BRAMPTON Telephone ZE 7-0100
BROCKVILLE Telephone DI 2-3865
BURLINGTON Telephone NE 4-0621
CORNWALL Telephone WE 2-8673

ONTARIO (Cont'd.)

GALT Telephone 2998
GODERICH Telephone JA 4-9571
GUELPH Telephone TA 2-2627
HALIBURTON Telephone 121
HAMILTON Telephone MA 8-8547
KINGSTON Telephone LI 2-7715
NEUSTADT Telephone 3206
NIAGARA FALLS Telephone EL 4-2786
ORANGEVILLE Telephone 986
OSHAWA Telephone RA 8-8786
OTTAWA Telephone PA 8-3535

ONTARIO (Cont'd.)

PETERBOROUGH Telephone RI 5-6962
PORT ARTHUR Telephone 4-1973
PORT CREDIT Telephone CR 8-3886
RICHMOND HILL Telephone TU 4-7041
ST. CATHARINES Telephone MU 2-1466
TORONTO:
Northern Division—HI 7-2405
Eastern Division—HU 5-0421
Scarborough—AM 1-6148
Western Division—RO 6-2483
WATERLOO Telephone SH 4-9942
WOODBRIDGE Telephone AT 8-0511

MANITOBA

WINNIPEG Telephone SU 3-7097

SASKATCHEWAN

PRINCE ALBERT Telephone RO 4-4236
REGINA Telephone LA 2-6411
SASKATOON Telephone WI 9-5454

ALBERTA

CALGARY Telephone AT 3-1714
CALGARY Telephone AT 3-4689
CAMROSE Telephone 2051
CASTOR Telephone 284
EDMONTON Telephone 2-1906
RED DEER Telephone 3171

full details of passenger accommodations, health and special facilities, entertainment, etc. aboard this flagship of the North German Lloyd.
53. CUNARD LINE SUNSHINE CRUISES to the south, and Mediterranean Spring cruises given in detail in colorful booklets. Also facts about the world's wonder ships, Queen Mary, and Queen Elizabeth. Cunard Steamship Co. Ltd.
54. SEE THE REAL GLORY OF EUROPE: Czechoslovakia travel kit complete with holiday program, sports, map, colorful pictures, etc. Czechoslovakia Travel Bureau.
56. HAPPIER VACATIONS: Colorful 40-page illustrated booklet on planning vacations, touring by car, camping, outdoor cooking. A guide to more fun for less money. Canadian Coleman Co.
57. CUBA: Colorful folders depict and describe the beauties of this vacation isle, concise summary of tourist requirements, where to stay, amusements, sports, etc. Cuban Tourist Commission.

Bathrooms, Kitchens, Laundries

61. GILSON BILT-IN ELECTRIC RANGES: Modern convenience and quality built into your kitchen with these built-in ovens and surface units. Illustrated and described in free pamphlet. Gilson Mfg. Co. Ltd.
☆ 62. TREND SETTING KITCHENS: here in full color you'll find trend setting kitchens from all over the country. Colorful, informative brochure. Price 25c. Gilson Mfg. Co. Ltd.
63. PRECAST RECEPTORS: booklet illustrating the advantage of these showers, how constructed and the different shapes. Porcelain & Metal Products Ltd.
65. RUBBERMAID gives you 60 ways to easy housekeeping — in colorful mats, cushions, racks, etc., as well as a gallery of gadgets. Your choice of colors. Wooster Rubber Co. (Canada) Ltd.
67. KITCHEN PLANNING BROCHURE: Free planning chart, beautifully illustrated in color. Youngstown Kitchens.
68. FORMICA WALL TILE for permanent, practical beauty. Write for literature showing full color illustrations and design suggestions. Cyanamid of Canada Ltd., Montreal.
69. SHOWER CATALOGUE specifications of complete stall shower units for homes, cottages and basement installations. Porcelain and Metal Products Limited.
70. MIRAPLAS PLASTIC WALL TILE for decorative wall protection in your kitchen and bathroom. Pamphlet shows the available wide selection of fashion-right colors. Daymond Company Ltd.
72. PREWAY PRESENTS BUILT-IN APPLIANCES for the functional kitchen — range hoods, wall and counter chefs, refrigerator-freezers — in a gallery of decorator colors. General Automatic Equipment Co.
73. TAPPAN BUILT-IN GAS RANGE
and
74. TAPPAN BUILT-IN ELECTRIC OVEN & TOP UNITS: brochure complete with illustrations and specifications. Canadian Tappan Stove Ltd.
75. "PLAN IT YOURSELF" KIT: Got space for a powder room? Want to modernize bathroom or basement? Kit contains planning sheets to determine floor area available and cut-outs of fixtures and equipment. Cdn. Institute of Plumbing & Heating.
76. HOW TO PLAN MODERN BATHROOM: complete with plans and all the information you need, plus a copy of Emco Budget Plan booklet. Emco Limited.
77. MOFFAT BUILT-IN OVENS FOR GAS or
78. ELECTRICITY: illustrations and specifications showing top surface cooking, as well. Moffats Limited.
79. IN-SINK-ERATOR GARBAGE DISPOSERS for households or commercial use with patented automatic reversing action. Can be effectively used with septic tank systems. In-Sink-Erators Mfg. Co.
80. A MORE COLORFUL LIFE WITH GENUINE ARBORITE: 12 pages full color illustrations of kitchens and bathrooms, complete with color chart of arborite patterns. Instructions on how to apply included. The Arborite Company Ltd.
81. The ALL-NEW EASY COMBINATION WASHER-DRYER with exclusive push-button control. Complete data on how it washes and dries a full load of clothes in one continuous operation. The Easy Washing Machine Co. Ltd.
82. AUTOMATIC ELECTRIC AND GAS RANGES: new temperature-controlled safety-surface burners watch your cooking. Food won't burn or boil over. Makes every utensil in your kitchen automatic. Completely described and illustrated. Findlays Limited.
83. BATHROOM BROCHURE: Colorful modern fixtures to blend with the latest in floor and wall finishes. Plan your bathroom to take full advantage of your choice of new accessories. American Standard Products (Canada) Ltd.

Building Materials and Plans

84. B.P. INSUL-ATED SIDINGS: describing types, and color of Insul-Bric, Insul-Stone, Insul-Tex, Insul-Shake. Building Products Ltd.
85. CANADA MASONRY CEMENT: this folder introduces and describes Canada Masonry Cement for concrete and brick masonry work. Canada Cement Co. Ltd.
86. CONCRETE FOR SUBURBAN & FARM HOMES: booklet telling of new building practices, house plans, plus the many advantages of concrete Canada Cement Co. Ltd.
91. SHAN-TONG: colorful pamphlet describing this texture paneling — its uses and how to apply it. Canadian Forest Products Ltd.
92. BONDEX CONCRETE PATCH for broken concrete walks, steps, floors. Dries concrete color. The Reardon Company Ltd.
93. WINNING DESIGNS: a brochure illustrating all the award-winning designs for the Calvert House International Architectural competition for the Canadian Home of Tomorrow. Calvert Distillers Ltd.
95. CONCRETE SIDEWALKS, DRIVEWAYS, STEPS: a few simple rules are set forth in this bulletin as a guide to ensure quality concrete construction. Canada Cement Co. Ltd.
97. RED CEDAR SIDING designs of Forest Cedar, Ranch-panel, Log Cabin and Keystone Clear shown used to advantage in color pictures of homes. Also sidewall shakes and shingles. B.C. Forest Products Ltd.
98. G.E. REMOTE CONTROL: explanations and illustrations of this modern wiring system — showing its advantages and how it works. Canadian General Electric Co.
101. C.G.C. ALUMINUM LOUVERS: free folder gives ventilation requirements and various sizes and styles of rust-proof Aluminum Louvers for home use. Canadian Gypsum Co. Ltd.
☆ 102. "WHAT YOU SHOULD KNOW BEFORE YOU BUILD": a 10-page mimeographed reprint of an authoritative article by Building Editor James A. Knight originally published in Canadian Homes and Gardens and recently revised. Full of the latest data on planning a house of your own. 25c each. CH Plans Service.
106. HOW TO BUILD OR MODERNIZE YOUR HOME: illustrated booklet highlighting the rules to follow when investing in a home. Anaconda American Brass Ltd.
108. JOHNS-MANVILLE COLORBESTOS SIDING: illustrates the range of Permatone colors. Shows how these asbestos-cement shingles can be used in new construction or in remodeling your present home. Canadian Johns-Manville Co. Ltd.
110. PV PRE-FINISHED SQUARE-TEX — a new ceiling and wall panel finished in a soft non-glossy, neutral tone; rapid and convenient application. Free color folder covering product and application. Canadian Forest Products Ltd.
111. HOW TO RESET TILE, fill cracks between bathtub and wall, around bathroom fixtures and sinks. Reardon's Tile Cement pamphlet available free. The Reardon Co. Ltd.
113. NEW WALLBOARD PATTERNS: folder shows three new patterns of pre-decorated Sheetrock Wallboard—Ranch Pine, Sablewood and Cherrywood. Canadian Gypsum Co.
116. FINISH WOOD LIKE AN EXPERT: pamphlet describing where and how to apply Rez wood finishes—Rez, White, Rez-Ex. Monsanto Canada Limited.
117. P. V. RANCH WALL: pamphlet illustrating the interior and exterior uses for this Douglas Fir Plywood. Canadian Forest Products.
118. "GOT WATER IN THE BASEMENT?": 8-page pamphlet explains particular uses of all six Bondex waterproofing products — Bondex Cement Paint, Bondex Heavy Duty, Bondex Heavy Duty Additive, Bondex Quick Plug, Bondex Concrete Patch and Bondex Silicone Waterproofing. The Reardon Company Ltd.
119. PLAN WITH PILKINGTON figured glass. Chase away the shadows with transparent walls, accent for stairways, partitions, etc. Pilkington Glass Ltd.
124. CANADA CEMENT HANDBOOK: outlining the fundamentals of good concrete; qualities required; recommended mixtures; testing, repairing, etc. Canada Cement Ltd.
125. CONCRETE IMPROVEMENTS AROUND THE HOME: Beautify and increase the value of your home with garden pools, barbecue pits, flower pots, steps, walks, walls, terraces, etc. You can "do-it-yourself" with these simple instructions. Canada Cement Ltd.
126. P V. HARDBOARD: free 16-page Home-Craftsman's Handbook. Complete "do-it-yourself" instructions for hardboard uses. Canadian Forest Products Limited.
127. MUTTART BRAND "READY TO ASSEMBLE" HOMES for city, country, resorts and farms. Delivered anywhere—ready to erect, blueprints and instructions included. Two different plans described and illustrated in free pamphlets. Muttart Enterprises Ltd.
129. CEDAR CABINS: designs for six cedar cabins, plus 26 other designs for informal outdoor living, garages, carports and fences in Western Red Cedar. Cottage designs are suitable for any site. Red Cedar Shingle Bureau.
132. PRECISION-BUILT QUALITY HOMES INC.: package of pictured designs to choose from for your home or cottage, or have it "custom designed," ready to assemble.
133. SWIMMING POOLS, equipment and accessories, fully described and illustrated, to help you bring the lake to your home. Spramotor Limited.
☆ 135. "144 CLARK HOME PLANS": the home planning service where you can design it yourself or change any plan as you wish. Price $1.00. Clark Homes Ltd.
136. BOND-EASY CONTACT ADHESIVE: non-inflammable for bonding decorative laminates, plywood panels, wallboard, and wood veneers. Step-by-step instructions included. Minnesota Mining Mfg. of Canada.
138. FLINTKOTE DRIVEWAY PAVER & FLINTAR DRIVEWAY SEALER: two booklets giving step-by-step instructions for hard surfacing your driveway or to protect your present asphalt driveway. The Flintkote Company of Canada Ltd.
140. HOME REMODELING ON A BUDGET WITH ALUMINUM: Informative booklet on the advantages of aluminum to remodel your home from basement to attic, carport or garage, etc. plus facts on financing. Aluminum Co. of Canada Ltd.
☆ 141. ELECTRICITY IN THE HOME: CH's Guide-book No. 8 — a 20-page safe and sane guide to all matters electrical in the Canadian home. Price 25c. CH Plans Service.
142. ELECTROSTRIP & PUSHMATIC ELECTRI-CENTER: one booklet shows how simply electro-strip is installed to give electric outlets anywhere in the house. The other gives details of the new Bulldog House Panel that eliminates electrical trouble calls. Bulldog Electric Products Co.
☆ 145. HOW TO HAVE A FIBRETEX ACOUSTICAL CEILING: shows the practicability and beauty of J-M predecorated Ceiling Panels and Wall Planks. Price 10c. Canadian Johns-Manville Co. Ltd.
146. FORMICA, the decorative plastic surface for long-life table tops, counters and vanitories. Write for literature showing full color illustrations. Cyanamid of Canada Ltd.
147. "DO-IT-YOURSELF" SWIMMING POOL: a few tools and a little spare-time work following these simple instructions, will produce a beautiful pool of your own. Emerald Swimming Pools Reg'd.
150. JOHNS-MANVILLE SEAL-O-MATIC SHINGLES: the asphalt shingle that stays flat and weather-tight. Shows complete range of 22 colors. Canadian Johns-Manville Co. Ltd.
151. "ROOFMASTER" ASPHALT SHINGLES: A book giving the complete color range and description of asphalt shingles. Building Products Ltd.
152. 27 HOME HARMONY COLORS: Pamphlet shows 27 colors of C.G.C. asphalt shingles, also suggests 10 rules for home color harmony. Canadian Gypsum Co. Ltd.
☆ 153. LOW-COST "DREAM HOUSE" VACATION COTTAGE: Advanced design with separate bunk-house for four. Area 516 sq. ft. Detailed plans. Price 50c. Plywood Mfgrs. Assoc. of B.C.
☆ 154. "A"-FRAME BEACH CABIN: Two floors for more space and privacy. Suitable for any site. Area 576 sq. ft. Detailed plans. Price 50c. Plywood Mfgrs. Assoc. of B.C.
you can build a menu around. 25c. Lea & Perrin

China, Glass and Silver

155. POOLE POTTERY: traditional and modern designs of handpainted ware—vases tableware, gift and accessory pieces shown in photos and current color schemes. Also the "Story of Poole Pottery". Carter, Stabler & Adams Ltd.
156. STAINLESS STEEL: illustrations and prices of the finest Swedish stainless steel tableware—won't discolor or tarnish. A. B. Gense & Co.
157. HOW TO CARE FOR YOUR SILVERWARE: folder on the washing, polishing, causes of tarnish, etc., plus the do's and don'ts in the care of silverware. Oneida Community Ltd.
158. FREE PATTERN FOLDER: portfolio containing a variety of current Wedgwood patterns and table settings in full color. Josiah Wedgwood & Sons Ltd.
☆ 160. FINE ENGLISH DINNERWARE: handy folder, containing colored illustrations of a few of the many Spode patterns. Price 10c. Copeland & Duncan Ltd.
☆ 161. ROYAL DOULTON FIGURES: 98-page brochure illustrating these Figures in full color. Also included are Character and Toby Jugs. Animal Models. Rouge Plombe and Sung Wares. Price 25c. Doulton & Co. (Canada) Ltd.
☆ 162. "CHOOSING YOUR TABLEWARE," a 90-page handbook for every hostess, with 73 full color photos of the latest designs in Royal Doulton fine bone china and dinnerware. Price 25c. Doulton & Co. (Canada) Ltd.
163. AYNSLEY ENGLISH BONE CHINA: full color folders showing new patterns available. Canadian Agent: Wm. Smith & Sons Ltd.
165. DO YOU KNOW what CHINA is? Most people don't. That fine SILVER increases in beauty with use? How to test real china, keep your silver bright, and the "do's and don't's" of proper care told in two informative booklets. Empire Crafts (Canada) Ltd.
166. MASON'S IRONSTONE CHINA: full color folders available on "Old World" patterns now in stock. Wm. Smith & Sons Ltd.
167. DENBY OVEN & TABLEWARE: full color folder showing new pattern available. Canadian Agent: Wm. Smith & Sons Ltd.
☆ 168. IDEAS FOR SUCCESSFUL TABLE SETTINGS for all occasions. Like successful personalities—table settings should be correct in big things, individual in small things. Illustrated in color. Price 10c. Oneida Community Limited.
169. CHINASTYLE: modern chinaware patterns now available in fine English dinnerware. Wm. Smith & Sons Ltd.

Facts on Food

190. OVEN-BAKED BEAN RECIPES: contains many inexpensive, tasty and unusual bean recipes. H. J. Heinz Co. of Canada Ltd.
191. BRIGHT & CHEERY RECIPES: many interesting wine recipes — some generations old — used as a flavoring and a seasoning. Bright's Wines Ltd.
☆ 192. WARING BLENDOR—blend and serve—29 pages of new tested recipes and techniques for gourmet dishes from soups to desserts. Price 10c. Waring Products Corporation.
☆ 195. DISHES MEN LIKE: 168 recipes — new and old favorites. Easy to prepare go-togethers that you can build a menu around. 25c. Lea & Perrin Inc.
☆ 198. Canadian FISH COOK BOOK: A handbook on how to buy, prepare, and serve all kinds of Canadian fish and shellfish at every season of the year. Price $1.00. Dept. of Fisheries, Ottawa.
200. BISQUIT COGNAC, MARIE BRIZARD LIQUEURS AND MARTINI & ROSSI VERMOUTHS — what you should know about them and recipes for their use in apéritifs, cocktails, pastry and cake-making. Office Général des Grandes Marques Ltée.
☆ 202. BAKER'S FAVORITE CHOCOLATE RECIPES: over 200 chocolate recipes collected together in one book. Price 25c. General Foods Ltd.
204. FOOD CALORIC CONTENT CHART: complete coverage on all foodstuffs and beverages, also average height and weight table with recommended daily caloric requirements. Convenient size for purse or pocket. H. J. Heinz Co. of Canada Ltd.
207. HOW TO BE A GOOD MIXER: vest-pocket size cocktail companion. Contains a host of recipes, as well as ideas for party snacks. Hiram Walker & Sons Ltd.
208. GUIDE TO WINES: interesting facts about the wines of Europe — naming and describing each wine, suggestions for serving, decanting, and storage. John Harvey & Sons Ltd.
211. THE GOLDEN TOUCH OF HOSPITALITY: colorful booklet of suggestions designed to make entertaining easy — how to plan your party, and recipes for food and drink. The House of Seagram.
☆ 212. BAKER'S COCONUT CUT-UP CAKES: a calendar of new cake-making ideas, and introducing an easy way to make novel cakes without special pans. Price 15c. General Foods Ltd.
213. WEEK-END BAR & BARBECUE BOOK tells how to build a charcoal fire, set up an outdoor bar, plus 156 ways to dazzle your guests with your skill at the grill. The House of Seagram.
☆ 214. FEEDING BABY BETTER: for the Mother-to-be, here is a complete informative Osterizer guide on baby feeding. Price 10c. John Oster Mfg. Co.
216. CALVERT PARTY COMPANION: containing cocktails, food recipes, party games, etc. Calvert Distillers Ltd.
217. ENTERTAIN IN THE DANISH MANNER: this booklet gives you a glimpse of the Danish way of life, with recipes for smoerrebroed, cold table, dinner and buffet suggestions, desserts, etc. Cherry Heering.
218. COOK BOOK of TASTY MOLASSES RECIPES for meats, vegetables, cakes, puddings, pies, bread, etc. Barbados Fancy Molasses Company Ltd.
219. ENTERTAINING IDEAS: hints on party-giving, tips on mixing and serving, canape recipes, etc., plus other items of interest to host and hostess. Canadian Schenley Ltd.

Floors and Flooring

235. AT HOME IN ANY SETTING: color designs of rubber flooring to suit any room in your home. Amtico Flooring Division of the American Biltrite Rubber Co. (Canada) Ltd.
☆ 236. HOW TO CARE FOR YOUR RUGS & CARPETS: this carefully prepared guide gives much specialized "know-how", accumulated by the carpet industry. Price 5c. Harding Carpets Ltd.
237. FLOOR TILES: two pamphlets showing the different colors of this Vinyl-Asbestos floor tile. Complete installation instructions included. The Flintkote Co. of Canada Ltd.
238. WOOD-MOSAIC LAMINATED BLOCK SPECIALTY FLOORING: has the warmth of fine hardwood, design that blends with the modern or traditional. Wood-Mosaic Ltd.
☆ 239. LAY YOUR OWN CERAMIC TILE — you don't have to be an expert. This little booklet tells all about it. Price 25c. Frontenac Floor & Wall Tile Ltd.
240. "YOUR RUGS SHOULD LAST A LIFETIME": a practical guidebook on rug care plus details on Duraloy—a foam rubber rug underlay. Durie & Miller of Canada Ltd.
241. FLOOR CARPETING: colorful illustration showing the advantages of Tintown carpeting. Gordon A. MacEachern Limited.
242. LAYING, FINISHING AND MAINTENANCE OF CANADIAN HARDWOOD FLOORING: full details with illustrations. Canadian Lumbermen's Association.
☆ 244. CHOOSING YOUR CARPET WITH CONFIDENCE: booklet gives facts about fibres, weaves; tells how to judge carpet quality; what type of carpet is needed for specific traffic areas and what to pay for it; gives tips on decorating, etc. Price 25c. Toronto Carpet Mfg. Co. Ltd.
245. TILES FOR YOUR FLOOR: folder showing floors in full color and color charts for Asphalt and Vinyl Flortile. Building Products Ltd.
247. WHAT YOU SHOULD KNOW ABOUT CARPETS: Informative, illustrated booklet containing important facts on natural and man-made fibres, textures, colors, price and quality. Du Pont of Canada Ltd.
☆ 248. HOW TO DECORATE WITH CONFIDENCE: 36 pages of interesting and practical ideas with emphasis on correct carpeting. 29 full color pictures of floor coverings. Price 25c. Firth Carpet Company.
☆ 249. MODERN FLOOR DECOR: experienced advice contained in this booklet — and redecorating project from start to finish. Price 25c. Dominion Oilcloth & Linoleum Co. Ltd.

Furniture and Furnishings

254. THE EXCITING STORY OF VISCOSE IN CARPETS & RUGS: giving origin, production methods, types of carpets, cleaning instructions; etc. Courtaulds (Canada) Ltd.
255. RIDEAU RELATED: booklet shows advanced styling in contemporary furniture. Imperial Furniture Mfg. Co.
256. HOW TO LIGHT CONDITION YOUR NEW HOME: Illustrated booklet of 24 tested recipes for a better lighted home. Canadian General Electric Co. Ltd.
257. HOW TO MAKE CURTAINS & DRAPERIES: Illustrated pamphlet giving instructions on how to make curtains and drapes and the proper rods for hanging them. Kirsch Manufacturing Co. of Canada Ltd.
258. "HERE'S WHY" story of the Talisman correlated groupings of furniture by Kaufman of Collingwood. Booklet gives details of construction and finish, plus specifications.
259. FREE COLOR SAMPLE BOOK: 21 new decorator colors in "drip-dry" Scarlett Fabrics for draperies, slipcovers and bedspreads. 50 in. wide, $1.50 yd. Lining $1.00 yd. Scarlett Fabrics Ltd.
260. "THIBAULT": free booklet illustrating available suites of this rustic style, functional furniture. E. Thibault Ltd.
☆ 261. "THIBAULT CATALOGUE", showing photographed room settings of this Ranch style furniture in full color, sketches of other settings, details of dimensions, etc. Available in English and French. Price $1.00. E. Thibault Ltd.
262. BEAUTY TONE LIGHT BULBS: Color chart to guide you in a choice of these light bulbs. Canadian Westinghouse Co. Ltd.
263. LA-Z-BOY CHAIR: shows various models and explains why they are unique. Deluxe Upholstering Co. Ltd.
☆ 264. WINDOW TREATMENTS: provides the solutions to 101 window decorating problems . . . illustrates room settings in full color . . . with free color decorating guide. 50c. Kirsch Mfg. Co. of Canada Ltd.
☆ 266. KNECHTEL FURNITURE CATALOGUE showing photographer settings of living, dining and bedroom suites, as well as various tables, cedar chests, cellarettes, etc. Complete details included. Price 25c. Knechtel Furniture Ltd.
☆ 267. GIBBARD OF NAPANEE presents a catalogue with four-color reproductions. MODERN, TRADITIONAL and CANADIAN CASUAL styles. Price 25c.
269. EXCLUSIVE STYLES custom-built by Flexsteel This booklet shows actual photos of upholstered furniture in modern, contemporary, and traditional designs. Flexsteel Industries Ltd.
270. FLEXALUM SUGGESTS DECORATING IDEAS to make your home more beautiful with Venetian blinds. Colorfully illustrated for modern or tradi-

Please send these booklets

OCTOBER, 1960

INFORMATION DESK, CANADIAN HOMES

481 University Avenue, Toronto 2, Canada

1	2	3	4	5	6	7	8	9	10	11	12	13	14	15
16	17	18	19	20	21	22	23	24	25	26	27	28	29	30
31	32	33	34	**35**	**36**	37	38	39	40	41	42	**43**	44	45
46	47	48	49	50	51	52	53	54	55	56	57	58	59	60
61	**62**	63	64	65	66	67	68	69	70	**71**	72	73	74	75
76	77	78	79	80	81	82	83	84	85	86	87	**88**	**89**	**90**
91	92	93	94	95	**96**	97	98	99	**100**	101	**102**	103	104	105
106	107	108	109	110	111	112	113	114	**115**	116	117	118	119	**120**
121	**122**	123	124	125	126	127	128	129	130	131	132	133	134	**135**
136	137	138	139	140	**141**	142	**143**	144	**145**	146	147	**148**	149	150
151	152	**153**	**154**	155	156	157	158	**159**	**160**	**161**	**162**	163	164	165
166	167	**168**	169	170	171	172	173	174	175	176	177	178	179	180
181	182	183	184	185	186	187	**188**	189	190	191	**192**	193	194	**195**
196	**197**	**198**	199	200	201	**202**	203	204	205	**206**	207	208	209	210
211	**212**	213	**214**	215	216	217	218	219	220	221	222	223	224	225
226	227	228	229	230	231	232	233	234	235	**236**	237	238	**239**	240
241	242	243	**244**	245	246	247	**248**	**249**	250	251	252	253	254	255
256	257	258	259	260	**261**	262	263	**264**	**265**	**266**	**267**	268	269	270
271	272	**273**	274	275	**276**	277	278	279	280	**281**	282	**283**	284	285
286	287	288	289	290	291	292	293	**294**	**295**	296	297	298	299	300
301	302	303	**304**	305	306	307	308	309	310	**311**	312	313	**314**	315
316	**317**	**318**	319	320	321	**322**	323	324	325	**326**	**327**	328	329	330
331	332	333	334	335	336	337	338	339	340	341	342	343	344	345
346	347	348	349	350	351	352	353	354	355	356	357	358	359	360
361	362	363	364	365	366	367	368	369	370	371	372	**373**	374	375
376	377	378	379	380	381	382	383	384	385	386	**387**	388	**389**	390
391	392	393	394	395	396	397	398	399	400	**401**	402	403	404	**405**
406	407	**408**	409	**410**	**411**	412	413	414	**415**	416	417	418	419	420
421	422	423	424	425	426	427	428	429	430	431	432	433	434	435
436	437	438	439	440	441	442	443	444	445	446	447	448	449	450
451	452	453	454	455	456	457	458	459	460	461	462	463	464	**465**
466	467	468	**469**	470	**471**	472	473	474	475	476	477	478	479	480
481	482	483	484	485	486	487	488	489	490	491	492	493	494	495
496	497	498	499	500	501	502	503	504	505	506	507	508	509	510
511	512	513	514	515	516	517	518	519	520	521	522	523	**524**	525
526	527	528	529	530	531	532	533	534	535	536	537	**538**	539	540
541	542	543	544	545	546	547	548	549	550	**551**	552	**553**		

Note: Payment required for items numbered in heavy type

Please send me the booklets I have circled above. I enclose	
NAME	
ADDRESS	
CITY OR TOWN	Prov.

(PLEASE PRINT — and note that this coupon good until April 1, 1961)

tional window treatment. Hunter-Douglas Ltd.
271. HOW TO USE REFLECTION: this little book has been prepared to SUGGEST new ideas to you. Shows you how to harmonize with right kind of mirror. Pilkington Glass Ltd.
272. KROEHLER PLUS-BUILT CUSHIONED FURNITURE: This booklet gives facts about the underconstruction lifetime features especially designed with built-in strength. Kroehler Mfg. Co. Ltd.
☆ 273. RED SEAL CEDAR CHESTS and HONDERICH OCCASIONAL AND DINING FURNITURE: illustrations and descriptions of a wide variety of designs. Price 10c. Honderich Furniture Co. Ltd.
274. CAPTAIN MORGAN PRINTS — a series of colorful, dramatic prints depicting the 17th Century struggle in the Caribbean. Suitable for framing, ideal for den or recreation room. Captain Morgan Rum Distillers.
275. THE SEAGRAM COLLECTION: color reproductions suitable for framing. Beautiful Canadian scenes painted by Canadian artists for the Seagram collection. The House of Seagram.
☆ 276. MODERNFOLD HOME FURNISHINGS & HOME BUILDING IDEAS: colorful booklets showing folding doors as shower doors, closet doors, movable wall for privacy when you want it, etc. Available in a wide choice of colors. Price 25c. New Castle Products (Canada) Ltd.
277. IMPERIAL LOYALIST: booklet shows furniture in Early Canadian styling. Imperial Furniture Mfg. Co. Ltd.
278. SAMPLER COLLECTION: booklet shows furniture styling combining Contemporary design with Early Colonial. Imperial Furniture Mfg. Co. Ltd.
280. S-C-A-L-A LINE dining, living and bedroom furniture, plus occasional pieces shown in free 24amphlet. Imperial Furniture Mfg. Co. Ltd.
282. THE REFLECTION OF BEAUTY as seen in Peacock plate glass mirrors. Informative booklet describes and illustrates tricks in mirror placement to glamorize your home and office, and practical applications in industrial buildings. Canadian Pittsburgh Industries Ltd.

Gardens and Gardening

293. DE JAGER HOLLAND BULBS: illustrated catalogue. Specializing in Begonias, Dahlias, Lilies, Gladiolus, Tulips, Daffodils, Hyacinths, Amaryllis, Miscellaneous bulbs & Roses. P. de Jager & Sons (Canada).
☆ 295. HOW TO GIVE A BIG TREE THE CARE IT DESERVES, by Lois Wilson. A rewarding pamphlet telling the jobs you can do and those for the experts—giving you a lifetime of luxurious shade. Reprinted from Canadian Homes & Gardens. Price 15c. CH PLANS SERVICE.
297. QUALITY GARDEN SEEDS: this illustrated catalogue contains information on the growing of flowers and vegetables. Stokes Seeds Ltd.
298. FARM & GARDEN EQUIPMENT: illustrated literature on the M. E. Rotary Tillers, Bolens line of walking and riding garden tractors, Bolens line of power lawn mowers, and the Suburban John Bean line of small sprayers. Farmers Supply and Equipment Ltd.
300. TORO POWER MOWERS: illustrated pamphlets describing the different types of power mowers. F. Manley & Sons Ltd.
301. 1960 CATALOGUE: complete information on evergreents, shrubs, vines, trees, roses, perennials, water lilies, etc.; include planting instructions. Sheridan Nurseries Ltd.
303. ORLIT ENGLISH GREENHOUSES: illustrations and specifications of the different types of greenhouses. Lord and Burnham Co. Ltd.
☆ 304. HOW TO GROW HOUSE PLANTS: Esther C. Grayson provides a concise and practical guide for those who like to grow plants in the home. $1. Hydroponic Chemical Co. Inc.
305. CHOREMASTER: uses special features, specifications with illustrations of this year-round garden tractor. Cochrane-Dunlop Hardware Ltd.
306. BULB CATALOGUE: specializing in rare and unusual bulbs, also plants, seeds and garden accessories. Garden Guild.
307. HOW TO TRIM YOUR SHRUBS: information on how and when to trim deciduous hedges, trimming chart for hedges and shrubs included. Sunbeam Corp. of Canada Ltd.
309. MAXWELL POWER MOWERS for 1960: Illustrated & pamphlet gives all details and specifications to help you choose the right mower for your lawn. Maxwell Limited.
☆ 311. HOW TO GROW AFRICAN VIOLETS: by Esther Grayson. A complete and practical guide useful to both the beginner and expert. Many photo-repraductions. Price $1.00. Hydroponic Chemical Co. Ltd.
312. SPRING PLANTING CHART plus rules and information on the gardening of bulbs. Assoc. Bulb Growers of Holland.
313. "THE STORY OF CAPTAN" the penicillin of the Plant world and "HOW TO GROW BEAUTIFUL LAWNS THE EASY WAY"—two interesting booklets. Wilson Laboratories Ltd.
☆ 314. THE CANADIAN GARDENERS' GUIDE: 122 pages of basic scientific facts of gardening. Price $1.50. Swift Canadian Co. Ltd.
319. PORTER-CABLE YARD MASTER: available in rotary and reel type models. Pamphlet illustrates, describes and gives specifications of this rider lawn mower. Porter-Cable Machine Co.
320. DOUGLAS SEED CATALOGUE: giving indexed list of vegetable, flower and lawn grass seeds, gladiolus, dahlias, lilies, etc. complete with prices. Douglas Seed Co. Ltd.
321. TRUE TEMPER GARDEN TOOLS: illustrated brochure describing the garden tools you need, and how to choose them. Welland Vale Mfg. Co. Ltd.
323. SPECIALISTS IN FINE FLOWER & VEGETABLE SEEDS: Catalogue lists wide variety of garden items — seeds, fertilizers, insecticides,
324. NIAGARA BRAND DUST & SPRAY GUIDE: gives full instructions on the use of insecticides and fungicides in the control of many insects and diseases on flowers, ornamental shrubs, lawns, fruits and vegetables. Niagara Brand Chemicals.
325. NIAGARA BRAND GUIDE FOR WEED CONTROL: chart gives details for use of herbicides on lawns and driveways, chickweed-cleverkill, crabgrass, poison ivy, ragweed, waste areas, etc. Niagara Brand Chemicals.
☆ 326. OUTSTANDING IRIS CATALOGUE with almost 100 color plates. Features 2-season Iris, blooming in spring, and again in summer and fall. Also certificate for new Iris free with first order. Price 25c. Rainbow Hybridizing Gardens.

Heating and Air Conditioning

340. PLAN YOUR HEATING IN ADVANCE: describes hot water heating in detail. Applicable to coal, oil, gas. Canadian Institute of Plumbing & Heating.
341. CLARE-HECLA FURNACE: descriptive literature contains full details on the wide range of Clare-Hecla modern, warm air furnaces in gas, oil and solid fuel models. Clare Brothers Ltd.
343. THE OLD FASHIONED FRANKLIN: today's cottage fireplace has the appearance of a cozy open hearth, but requires no brickwork other than the chimney already installed. Lunenburg Foundry & Engineers Ltd.
344. HOW TO SELECT YOUR HEATING SYSTEM: illustrated booklet giving you important facts and information to enable you to select a heating system for your home. Lennox Industries (Canada) Ltd.
345. HOME HEATING AND SUMMER COOLING WITH WATER: informative, colorful 16-page booklet gives details of methods, advantages, etc. S. A. Armstrong Ltd.
347. GUIDE TO BETTER HOUSEWARMING: to enable the layman to evaluate a forced warm-air heating system — from the basic three parts, furnace, ductwork and chimney to the type of fuel and operational tips. American Standard Products (Canada) Ltd.
349. TRIMLINE RADI-VECTOR: complete information on the installation, pipe sizing, construction, etc., of this baseboard radiation. Vapor Heating (Canada) Ltd.
350. TWELVE PLANS FOR HOME HEATING: different condition mean a different type of heating system — this booklet is designed to help you select the correct system for your home. Iron Fireman Mfg. Co. of Canada Ltd.
351. FIRE-CHIEF SAFETY CHIMNEYS, all with stainless-steel flue safety liners. New, colorful jumbo folder showing complete line available FREE from KeepRite Products Ltd.
352. ANACONDA COPPER TUBES FOR RADIANT HEATING: information and illustrations with assembly suggestions. Anaconda American Brass Ltd.
353. THE ELECTROHOME HUMIDAIRE PROTECTS YOU from the dangers of dry air. Three furniture-styled models to choose from. Free holder with complete details. Dominion Electrohome Industries Ltd.
355. THE ACORN FIREPLACE: this award winning fireplace requires no special brickwork, burns wood or coal, suited to homes, cottages and recreation rooms. Available in a wide choice of models. Stuart Enamelled Products Ltd.
356. HOW TO GET THE MOST FROM YOUR HEATING SYSTEM: a special 12-page report prepared by Honeywell Controls Ltd. in the interests of better home heating and cooling.
357. MILADY'S CLIMATE: informative booklet explains the meaning of year-round air conditioning, its advantages and operating costs. Honeywell Controls Ltd.
358. BEAUTIFUL, MODERN SPACE HEATERS fully illustrated and described in the Clare Convexionaire literature. New, heat-saving, frontal discharge fully explained. Clare Brothers Ltd.

Helpful Hints

366. IT WILL LAST LONGER WHEN IT'S PROTECTED WITH CANLIN LINSEED OIL: Learn how you can bring out the rich natural beauty of wood finishes with Boiled Linseed Oil as well as a host of other household uses. Canada Linseed Oil Mills Ltd.
367. AN ORTHOPEDIC SURGEON LOOKS AT YOUR BEDDING: authoritative facts on innerspring and foam rubber bedding. Sealy Mattress Co.
369. OXYGEN BLEACHING for all washing methods: described in free booklet, as well as suggestions on the proper bleach to use in Automatic washers. Harold Schafer Ltd.
370. GOOD HOUSEKEEPING HINTS: giving household tips on how to save steps in the kitchen, rout those moths, remove stains, cooking pointers, care of house plants, etc. Duraclean Company.
374. "MORE MILEAGE FOR YOUR MONEY" — a detailed booklet outlining how to get more road miles per gallon of gasoline from your automobile. American Motors (Canada) Ltd.
375. RELAX-A-CIZOR: pamphlets illustrating this electronic exerciser as an effortless way to reduce unwanted bulges, in the privacy of your own home. Relax-A-Cizor.
376. ZESTFUL LIVING with Cyclo Massage health appliances by Niagara, a clinically proven force for physical fitness. Illustrated in lounge chairs, sofas, etc. or portable types for home, office or car. Niagara Therapy Mfg. Corp.
377. SEPTO-BAC FOR SEPTIC TANKS: Information on causes of faulty septic systems, and necessary requirements for successful operation. Free sample. Tilley's Limited.
378. SPORTS-TIPS FOR TEEN-AGERS and WHAT YOU SHOULD KNOW ABOUT SCHOOL BOARDS: two interesting booklets for the community-conscious citizen. Sun Life Assurance Co. of Canada.

Hi-Fi, Radio and TV

385. ELECTROHOME 10 LESSON COURSE IN Hi-Fi Application. 24 pages, translating the meaning and the means of Hi-Fi in terms understandable to all. Also pointers on how to choose the right unit for your home. Dominion Electrohome Industries Ltd.
386. THE HAMMOND CHORD ORGAN: free booklet illustrating and explaining each component of this home instrument, also giving dimensions of organ, finishes, and designs for decor. Hammond Organ Company.
☆ 387. THE LOW-DOWN ON THE HI-FI: What it's all about, how to get the best in sound and looks, ideas for building sets and cabinets. Reprinted from CH&G, March '58 issue. Price 25c. CH Plans Service.
☆ 389. THE HOW AND WHY OF HIGH FIDELITY: designed on a guide book and road map for installation of a home music system. Fully illustrated. Price 25c. Daystrom Limited.
390. "FIFTEEN MINUTES TO STEREO": a basic guide explaining stereo high fidelity to help you choose your stereo system intelligently. Canadian General Electric Co.

Home Workshop

400. DISSTON SAW, TOOL & FILE MANUAL: describes some of the more important tools used by the craftsman, how to use them to best advantage and how to care for them. H. K. Porter Co. (Canada) Ltd.
402. FINE TOOLS: complete descriptions with illustrations of the different electric tools used in buildings, woodworking, and maintenance. Porter-Cable Machine Co.
403. CUMMINS POWER TOOLS CATALOGUE of portable electric tools. Designed for professionals, priced for everyone. John Oster Mfg. Co.
404. SHOPSMITH MARK 5: a modern power tool specifically designed to provide a complete home workshop. A circular saw, lathe disc sander, vertical drill press and horizontal drill press all in one compact unit. Yuba Power Products Inc.
406. POWER SHOP: 20 pages show complete details of the more than 100 different operations of the De Walt Power Shop and all accessories. Price List.
407. SUNBEAM DRILLMASTER: Booklet explaining its operation, care and use. Gives list of accessories that will enable you to drill, sand, grind, buff, etc. Sunbeam Corp. (Can.) Ltd.
☆ 408. BASEMENT COLD ROOM: this sheet gives materials, specifications and instructions for building a basement cold room. 10c. CH Plans Service.
☆ 410. HANDY TIPS FOR HANDY MEN: ideas for the home mechanic some of which apply to the use of electrical tools, practical hints, short-cuts. 25c. Black and Decker Mfg. Co.
☆ 411. BLUEPRINTS & SPECIFICATIONS for making Ironing-Sewing Nook and Workbench Sports Centre in basement. Price 10c. The Reardon Company Ltd.
412. WHAT TO LOOK FOR WHEN YOU BUY POWER TOOLS: information, helpful guide concerning power tools, their use, application, etc. How to set up a home workshop and the space requirements for it. Yuba Power Products Inc.
413. BEAVER POWER TOOLS: Complete Beaver range of precision-built power tools, as well as the free wood-working plans available for: Wall Desk, Lazy Susan Work Bench, etc. Rockwell Mfg. Co. of Canada Ltd.
414. CHAIN SAWS for camp and cottage repairs, dock building and cutting your own firewood. Pioneer Saws Ltd.
☆ 415. HERE'S HOW PLANS for six handyman projects previously published in CH&G. Child's clothes stand, Toy boat, Convertible truck, Magazine rack, Child's shoe stand, and Rocking horse. Six for 25c. Printed on sturdy yellow folders. CH Plans Service.

Insulation

431. INSULATION FOR NEW CONSTRUCTION: interesting brochure describes Spintex Rock Wool Batt Insulation. Canadian Johns-Manville Co. Ltd.
432. INSULATION FOR EXISTING HOMES: diagrams and text explain "blown" Spintex Insulation for existing homes. Canadian Johns-Manville Co. Ltd.
433. SAVE HEATING DOLLARS: if you're building, fuel costs can be saved with Red Top mineral wool—if you have built, Red Top granulated wool can solve your problem. Canadian Gypsum Co. Ltd.
434. INSULATE YOUR HOME: illustrated pamphlet on why you should use it, etc. Fiberglas Canada Ltd.

Miscellaneous

444. "RIDE THE MAGIC CARPET" booklet showing actual pages and pictures from the "BOOK OF KNOWLEDGE" the Children's Encyclopedia, designed to stimulate a youngster's mind and develop a love of reading. The Grolier Society Ltd.
446. YOUR HEART: how modern knowledge and methods of diagnosing heart disturbances can give people the best chance for a full, happy and lengthy life despite heart trouble. Metropolitan Life Insurance Co.
447. AVIATION AND YOUR FUTURE: information on varied fields of endeavor—air crew, ground crew, registered nurses and dietitians is provided in interesting pamphlets. Royal Canadian Air Force.
449. "Latest Information About 'TERYLENE'": a portfolio including pertinent facts about 'Terylene' polyester fibre in its many end uses, i.e., curtains, comforters, lingerie, dresses, skirts, suits, children's wear, etc. Canadian Industries Ltd.
450. THESE MEN THEY CALL KNIGHTS: inception, growth, purpose and structure of the Order of The Knights of Columbus described in free booklet. Knights of Columbus.
452. WHAT DO YOU WANT TO KNOW ABOUT FIBRES? YARN? FABRICS? Information on clothes, etc., made of blended fibres. Acetate, Celapenm acetate, Fortisan, and Arnel triacetate fully explained. Canadian Chemical & Cellulose Co. Ltd.
455. ADVENTURES IN INTERIOR DESIGN & DECORATION: 24-page booklet offers comprehensive home study course in interior decorating, and outlines opportunities in this field of endeavor. Chicago School of Interior Design.
456. MAKE-UP HINTS: illustrations how to apply essentials — cleanse, refresh, smooth. Elizabeth Arden Ltd.
457. IT'S NATURAL, IT'S NORMAL: This little booklet explains the purpose of menstruation and protective aids available to help you enjoy living every day of every month. Canadian Tampax Corp. Ltd.

Paint and Decorate

464. PLANNED PROTECTION: an informative booklet on wood preservation. Also bulletins on the preparation and preservation of plywood, log siding, bevel siding and peeled log for log cabins. Osmose Wood Preserving Co. of Canada Ltd.
466. RESURFO, now in paste or powder formulae. 6-page pamphlet tells how to repair cracked or broken plaster, wood, brick, tile, concrete, wallboard, metal, canvas. The Reardon Company Ltd.
468. DRAMEX TEXTURE FINISH: 8-page pamphlet giving complete instructions on redecorating your home without replastering. Includes color card and design guide. The Reardon Company Ltd.
☆ 469. COLOR — FOR "HARMONIOUS LIVING": 32-page four-color Color Planning guide for every room in the house plus exterior treatments. Price 10c. Pratt & Lambert Inc.
vantage and how to care for them. H. K. Porter Co. (Canada) Ltd.
☆ 471. MR. & MRS. COLORS FOR '60: pamphlet of colorful illustrations showing 16 colors keyed to go with the furniture, fabrics, carpet, etc. Price 10c. Imperial Flo-Glaze Paints Ltd.

Pipes and Plumbing

488. SOFT WATER: two pamphlets describing the Culligan service and how it operates. Culligan Soft Water.
489. "HOW TO SELECT YOUR WATER SYSTEM"—outlining the necessary steps to save time and money. Also "Invitation to More Leisure" through the use of soft water. Pumps & Softeners Ltd.
491. STERASYL FILTERED WATER: Tells how to obtain pure water for industrial and domestic use from any polluted source by the use of Sterasyl self-sterilising filters. Illustrated. Stuart Enamelled Products.
492. PUMPS FOR ALL PURPOSES: Dependable water supply for home and cottage. Convertible from shallow to deep well operation. S. A. Armstrong Ltd.

Property Management

497. CANADIAN GOVERNMENT ANNUITIES: booklet designed to give you comfort and security in your old age. Government of Canada.
498. CANADIAN TAX INFORMATION: free pamphlet designed to supply essential information on Canadian income tax, gift tax and succession duty provisions, for the proper solution of estate problems. New York Life Insurance Co.
499. WHAT'S IN THE BANK FOR YOU? Only you can tell. Your needs will not be your neighbor's. Our aim is to provide all the Bank services your needs call for. The Toronto-Dominion Bank.
500. "THE AFFAIRS OF . . . . .": a Bank of Nova Scotia booklet which every householder should have. If for any reason you are unable to act for yourself, it provides a record of whom to see and where to look. No personal information need be given.
501. CHOOSING YOUR HOME: 147 things to consider when buying a home. The Prudential Insurance Co.
502. POCKET GUIDE FOR FAMILY SPENDING: This pocket chart is designed to help you plan your spending to give freedom from financial care. The Bank of Nova Scotia.

Windows, Doors

516. BERRY FLOAT AWAY DOORS: pamphlet shows how they save space and eliminate walls, by filling any width opening. Available with louvers. Berry Door Co. Ltd.
517. BERRY ALL-STEEL GARAGE DOORS fully illustrated in pamphlet. Easy to install, available in track or canopy style. Berry Door Co. Ltd.
518. ANDERSEN WINDOWALLS: 32 ideas for window beauty to help you choose windows that are best for your home. Andersen Corporation.
519. "PIERSON" FULL VISION NO-DRAUGHT, SASHLESS WINDOW: single and double glazed. Complete literature describing sizes and installation details of these extra-light windows. Celwood Industries Ltd.
520. WINDOWS: FlexSolair awning type, Solar wall type. Weatherproof vertical slide, Twin-Lock kitchen, awning type and Easy Vent combination storms and screens completely illustrated and described. A. S. Nicholson & Son Ltd.
☆ 524. STORM WINDOW PHOTO MAGAZINE: illustrated with actual photos, on how the proper fitting storm-screen windows seal out weather, dust and dirt, reduce traffic noise, etc. 10c. Alsco Products of Canada Ltd.
525. TWINDOW BUILT-IN INSULATION: details on this double-window pane. Cdn. Pittsburgh Industries Ltd.
526. NICHOLSON HORIZONTAL SLIDING 'SLIDE BY' WINDOW": Folder describes modern design, weather-tightness and noiseless finger-touch operation of new wood window. A. S. Nicholson & Son Ltd.
528. CELWOOD FOLDING DOORS: Four color brochure illustrating this solid wood folding door in natural wood — mahogany, Sitka spruce, western red cedar, yellow cedar and special finishes to suit individual taste. Celwood Industries Ltd.
531. GLIDE-WIDE ALL-STEEL FOLDING DOORS —now louvred or plain—features space saving efficiency, quick easy installation. Free colorful jumbo folder from KeepRite Products Ltd.
532. KWIK-FIT STEEL DOOR FRAMES: knock-down frame features precision installing in less than 3 minutes. Free colorful jumbo folder from KeepRite Products Ltd.
533. PELLA WOOD CASEMENT, MULTI-PURPOSE & TWIN-LITE WINDOWS: two booklets fully illustrating these functional windows, giving complete specifications, typical window groupings, applications, etc. Rolscreen Company.
534. PELLA WOOD FOLDING DOORS: colorful folder showing how these doors function in today's trends of family life. Available in natural wood veneers or select for the finishing of your choice. Rolscreen Company.
535. NEW FIBRE GLASS PERMASCREEN for windows, porches, patios, and breezeways. Pamphlet gives details of weather resistance, strength, stability, and ease of handling. Also illustrated easy installation methods. Bay Mills Limited.

Leisure and Pleasure

537. AND AWAY WE GO! read all about the Paceships — for 1960 — special construction features and specifications in this free pamphlet Paceships Limited.
539. JAGUAR: Booklets showing and explaining the complete Jaguar line with special emphasis on the new XK150 Models. Jaguar Car (Canada) Ltd.
540. EVINRUDE MAKES OUTBOARD MOTOR HISTORY: 20-page four-color catalogue shows complete range of outboard motors for carefree boating enjoyment. Evinrude Motors.
541. JOHNSON SEA-HORSES: A new world of fun with outboard motors. 28-page four-color catalogue of the latest models. Johnson Motors.
542. GLASTRON BOATS FOR 1960: free pamphlet illustrating and giving specifications of the different models. Glastron of Canada Ltd.
546. LET'S TALK ABOUT CARS: booklet illustrates how a car is put together, and the basic parts of the engine. Full color pictures of GM cars for 1960 built in Canada. General Motors of Canada Ltd.
550. LONE STAR CAREFREEDOM FLEET FOR '60: complete outboard buying guide for 123 fiberglass and aluminum boats and 9 trailers.
☆ 551. COLOR PHOTOGRAPHY: illustrated booklet "Color Fun" gives information on how you can take better color slides. Explains exposures, light techniques, film, etc. Price 50c. Ansco of Canada Ltd.
552. CITATION TRAVEL TRAILER brochure describes, illustrates and gives complete specifications of this holiday home on wheels. 20th Century Mobile Homes Ltd.

You can give *every room*
new dimension . . . new
brightness and spaciousness
with CPI Peacock Mirrors



You'll be fascinated by the ideas given in this booklet on how to make inexpensive, imaginative improvements *to every room* in your home through the use of Peacock Plate Glass Mirrors. For your free copy send in the coupon below.



You're in fashion when you choose a CPI Peacock Mirror. It will double the size of your room . . . create that dramatic effect your friends will admire. See the large selection of superb, fully-guaranteed CPI Peacock Mirrors at your furniture dealer.

Classic beauty that's in perfect harmony with today's decor! A Peacock Plate Glass Mirror will reflect the charm and graciousness of *any* room . . . give it that carefully planned "finished" look. A special "silver spray" process and CPI's exclusive Kromalloy backing assures lasting sparkling beauty.

A Peacock full-length mirror enables you to check every detail. Finest polished, plate glass gives an extra bright, completely distortion-free reflection. Ideal for bedroom, bathroom or hallway.

Traditional elegance with a modern flair! The Gold look in mirrors and sconces is the latest trend in decorating plans that emphasize classic beauty. These CPI Peacock Ensembles are available in gold or white gold.

CPI Peacock PLATE GLASS MIRRORS

CANADIAN PITTSBURGH INDUSTRIES LIMITED

FREE!

CANADIAN CPI PITTSBURGH
INDUSTRIES LIMITED
48 St. Clair Avenue W., Toronto

Please send me a free copy of the booklet "Make Your Rooms Light Up and Grow" showing the complete line of CPI Peacock Plate Glass Mirrors.

NAME .....
STREET .....
CITY ..... PROV. .....

PM-160-CH-10