# O'Keefe Ale

... modern in mood–perfectly brewed !





CANADIAN **Homes**

NOVEMBER 1960 25c

*The New Magazine of Canadian Living*


CARIBBEAN VACATION GUIDEBOOK

*Ship-shape house* • *Cover: Patchwork quilts for fun and beauty*



# DECORATING DRAMA *begins with*




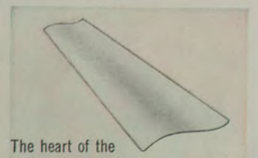

The heart of the Eastern's Star is the "S"- shaped slat!

Eastern's Star exclusive double-arc slats make all the difference! When closed, they interlock for complete privacy, open they provide a wider, clearer view. The ingenious "S-shape" of the slats adds extra strength and beauty to this wonderful, practical window covering.

**Want to decorate with new Eastern's Star venetian blinds? Write for free literature.**

## Revolutionary new Du Pont Ludox* finish keeps blinds magically clean!

Stylishly new Eastern's Star Venetian Blinds bring new drama to any interior . . . bring you complete freedom from all maintenance chores. Their wider, stronger double-arc slats impart the high-fashion elegance of draperies to any setting, and the wonder-working, soil-resistant Du Pont Ludox* finish ends washing blinds for good! To live modern, decorate modern with Eastern's Star horizontal and vertical blinds—custom-made everywhere in a choice of the smartest colors by franchised Eastern's Star dealers.

**Du Pont's registered trademark for its anti-soil compound.*

*Eastern helps make a house a home!*


. . . with new Eastern Folding Doors. Handsome simulated leather laminated on steel.


. . . with new Eastern Airlume Awnings, roll-up or fixed, and matching Door Canopies.


. . . with new Eastern Drapery Hardware, traverse and curtain rods for every purpose.


. . . with striking new Eastern-weave Woven Aluminum Draperies, Shades and Folding Doors.

Eastern

Eastern Machine Products Co., Ltd.
• TORONTO • MONTREAL • VANCOUVER




**"BELBRACHEN"**—*an exquisite pattern of soft Grey leaves and raised hand-enamelled Turquoise flowers on the popular Fife shape. Gold edge.*


**"CORINTHIAN"**—*a striking combination of Gold design with leaves in various shades of light Blue on the plain white shape. Gold edge.*


**"ACANTHUS"**—*a fine blending of traditional and contemporary design and colors. Centre of panels are raised hand-enamelled Turquoise. Gold edge.*


**"TAPESTRY"**—*a delicate Blue-grey and raised hand-enamelled Pink floral decorations in varying shades of Brown panels. Gold edge.*


**"PANDORA"**—*a delicate fine Grey print design on Minton's famous sparkling white. Platinum edge. Moderately priced.*


**"ADAM"**—*a beautiful combination of classic design on a contemporary shape. In shaded Green and Brown tones. Gold edge.*


**"ANCESTRAL"** *on Minton's famous Fife shape.*

# MINTON

FOUNDED MINTON 1793 BONE CHINA MADE IN ENGLAND

CREATORS OF THE WORLD'S MOST BEAUTIFUL CHINA - FOUNDED 1793

*Beauty unequaled-Quality unsurpassed*

WRITE TODAY FOR COLORED ILLUSTRATIONS of Minton Patterns, also the name of your nearest Minton dealer to: Meakin & Ridgway (Canada) Ltd., 55 Wellington St. West, Toronto


**"ANCIENT LIGHTS"**—*a classical miniature motif design in Blue and Grey tones on pale Blue rim with White centre. Platinum edge.*


**"MOORLAND"**—*graceful raised hand-enamelled Pink flowers with a background of two-toned Brown leaves on the famous Fife shape. Gold edge.*


**"LAURENTIAN"**—*a combination of contemporary and traditional with raised hand-enamelled Pink and two tones of Brown. Gold edge.*

# This never happened before...

Two completely different personalities blended to perfection in this one faultless automobile. The personality of leadership: tough, aggressive, born to command. The personality of good breeding: gentle, beautiful, yours to enjoy. Now you can take unchallenged command of the road while enviably seated in the lap of luxury. You can whisper away the miles and turn heads and hearts wherever you drive. See your local Chrysler dealer soon and drive the new 1961 Chrysler. The "Prestige" car that was built to put *you* in command.

Quality
*product of Chrysler Corporation Engineering*

Windsor 4-Door Sedan




# Chrysler *for '61*

WINDSOR SARATOGA NEW YORKER





CANADIAN **Homes**

*November, 1960*

*The New Magazine of Canadian Living Volume 37 Number 11 (formerly Canadian Homes and Gardens)*



Editor & Publisher
GERALD ANGLIN

Managing Editor
FRANK MORITSUGU

Art Director
J. A. GUEST

Associate Editors
JAMES A. KNIGHT *Building & Assignments*
PETER VARLEY *Photography*
MARGIT BENNETT *Home Decorating*
SARA BOWSER *Editorial Production*

Assistant Editors
PETER KEAY *Special Features*
JAMES W. BACQUE *Writer*
TED FINLAY *Copy*
RAE PARKER *Art*
JOHN O'KEEFE *Writer*
JANE HALL *Art*

Gardening Editor
JANE E. LITTLE

Gardening Consultants
THELMA BOUCHER
LESLIE LAKING
LOIS WILSON
LLOYD MINSHALL

Contributing Editors
MADAME JEHANE BENOIT *Cooking*
JEANNE MINHINNICK *Canadiana*

Information Desk
DORA GREGG

Advertising Sales Manager
HUGH J. ROSSER

Assistant Advertising Sales Manager
RONALD E. O'DOHERTY

Advertising Sales Representatives, Toronto
KING GAZZARD
KEITH CARSON
ROSS SMITH

Montreal
ALLAN W. MOORE

Production Manager
S. GEORGE SMITH

Circulation Manager
GORDON RUMGAY

C. J. LAURIN, *Director*
*Maclean-Hunter Magazine Division*




*Margaret Hill has applied her imaginative talent for modern design to the age-old art of quilting — story and pictures on page 30.*


INSIDE OUR HOUSE

Inside Our House *by Gerald Anglin* . . . 4
The House I Remember *by Marjorie Wilkins Campbell* . . . 5
Time Was *by Jeanne Minhinnick* . . . 5
Watching *by Fred Bodsworth* . . . 6
Lois Wilson Here *by Lois Wilson* . . . 7

TRAVEL by Robert Mead

17 days in London and Paris . . . 11
Side trip for the kids: rousing Wild West adventure on an old North Carolina train . . . 12
Standing on your head to read the map? . . . 13

IDEA HOUSES

The star-shape house on top of a hill *by James W. Bacque* . . . 15
Brand new style — pioneer modern *by John O'Keefe* . . . 20
The house that watches ships go by *by James A. Knight* . . . 27
More ideas from the house that watches ships go by . . . 59

SPECIAL ARTICLE

Electric heating: Just how good — and what, exactly — is it? *by James W. Bacque* . . . 19

DECORATING WITH A DIFFERENCE

Magic: One room plays five roles *by Margit Bennett* . . . 24
Pioneer Canadian craft gets a vibrant new look *by Peter Keay* . . . 30
The haunted piano mystery *by Margit Bennett* . . . 33
Handsome work-corner window . . . 82
Leather wall in a long room . . . 82
How Mrs. Herold antiques furniture at home . . . 83
How to give a bedroom the look of elegant importance . . . 88
Auction tips from an expert bargain hunter . . . 91

HOME IMPROVEMENT AND HOW-TO

This new kitchen is part of a 100-year-old house . . . 38
Here's how to pack and mail Christmas presents . . . 40
How you can save those paint brushes *by Eric Haworth* . . . 81
Here's how to paint a room the easy way *by Eric Haworth* . . . 89

GOOD LIVING A LA BENOIT

Cooking lesson No. 59: Buffet with a difference *by Madame Jehane Benoit* . . . 57

GARDENING FOR CANADIAN HOMES

Four-level garden for three-season use *by Jane E. Little* . . . 22
Canadian gardener's calendar: November brings bird-feeding time again . . . 41
SOUTHERN ONTARIO: Last chance to work in garden! *by Jane E. Little* . . . 41
THE WEST COAST: Get your lawns in shape for winter *by John W. Neill* . . . 42
THE PRAIRIES: Time to combat winter garden pests *by F. L. Skinner* . . . 42
THE MARITIMES: Protect roses before the first freeze-up *by R. A. Fillmore* . . . 44
OTTAWA-MONTREAL: In this area, winter is unpredictable *by R. W. Oliver* . . . 46
This may be news to you . . . 46
From my garden scrapbook *by Thelma Boucher* . . . 46
Good shade trees *by Barbara and Leslie Laking* . . . 48
More useful ideas from the Thuros' four-level garden . . . 51
What you can plant between your patio paving-stones . . . 52
Grow patience plants from tip cuttings . . . 54

SERVICE CENTRE FOR CANADIAN HOMES

Home news about gifts and gadgets for Canadian living *by Peter Keay* . . . 93
Questions and answers about readers' problems . . . 95
Where to buy items shown in this issue . . . 96
Information Desk *by Dora Gregg* . . . 97

SPECIAL INSERT—TEAR-OUT GUIDEBOOK

Guidebook No. 12: Your travel guide to island hopping in the sun . . . opposite, p. 60



CHANGE OF ADDRESS. Write Circulation Dept., 481 University Ave., Toronto 2, and include your former address. EDITORIAL OFFICES for submission of manuscripts, 481 University Ave., Toronto 2. (Publishers cannot be responsible for unsolicited material.) Member of Audit Bureau of Circulations. Authorized as second-class mail, Post Office Department, Ottawa. BUSINESS OFFICES: 481 University Ave., Toronto 2; 1242 Peel St., Montreal 2; 1030 West Georgia St., Vancouver 5; Maclean-Hunter Limited, 30 Old Burlington Street, London W.1, England; Cable Atabek, London; Maclean-Hunter Publishing Corporation, 341 Madison Ave., New York 17. Subscription price in Canada, one year—$2.50; two years—$4.50; three years—$6; all other countries, one year $4.50. Single copies, Canada, 25 cents. Printed and published monthly by MACLEAN-HUNTER PUBLISHING COMPANY LIMITED. Founded in 1887 by John Bayne Maclean. Horace T. Hunter, Chairman of the Board. Floyd S. Chalmers, President. Donald F. Hunter, Vice-president and Managing Director.

# Shopwise men want DEWALT!

***Order his now for Xmas!***



***Minute Magic changes give* 15 POWER TOOLS IN ONE!**




Every shopwise man has always wanted to use and enjoy the all-purpose DEWALT POWER SHOP*. This one compact, power-packed machine puts the "expert" touch in everything it makes. DeWalt is unmatched for safety and accuracy.

You're in for a real treat when you see a DeWalt demonstration. Try DeWalt . . . feel how smoothly and easily it works . . . and you'll want to own one. It's the perfect gift to give and to get. Choose from several models, priced from $269. Visit your DeWalt dealer and see how easy he makes it for you to own a DeWalt. Mail coupon for more information.




*T.M. DeWalt

DEWALT, Canada Ltd., Dept. CH-611, Brockville, Ont.

☐ Please send free Catalog and Home Workbench Plans

☐ I enclose $4.75 for 192-page textbook—"Easy Ways to Expert Woodworking". (Check or M.O.—No C.O.D. please)

Name_____

Address_____

City_____ Province_____







## An editor in a picture window, a camera man in a bubble, an SPCA in agreement with a dog beater

By GERALD ANGLIN, Editor

I never cease to be amazed and intrigued by the endless variety of houses Canadians delight to live in, as witness the pictures and blueprints which have reached my desk in connection with even this one issue. In Ottawa, the Strutts (page 15) build a house without any square corners at all, and perch it high on a hilltop. In Vancouver, the sea-loving Morrows (page 27) build a house high over Howe Sound, having a glassed-in bridge and cunningly contrived to frame a ship in their picture window almost any time they glance out. Near Peterborough, Ont., the Zeidlers (page 20) rebuild an old Ontario farmhouse so that it still retains much of its original flavor while welcoming both modern conveniences and modern decor.

Canadian Homes' most avid house hunter these past five years has been James A. Knight, seen below avidly interviewing one small and one larger householder for our Fairhaven feature of two years ago. If you look *very* closely you will catch Jim's ghostly shadow in the upper picture, too, reflected in the Morrows' glassplated bridge—just under the passthrough. He was waiting patiently for photographer Colwell to catch the Nanaimo ferry framed in the window, as you'll see on page 27; so Colwell caught Jim too, his chin in his hand. We hasten to assure Knight fans that Jim is *not* fading away, but although he has been on both West and East coasts this year he will less often come knocking on homeowners' doors in future. With this issue he acquires a new job with the complicated title of "Associate Editor, Building & Assignments," which means he'll spend most of his time at a desk directing the story-chasing efforts of other staffers —such as Peter Varley who took his first helicopter ride (above) to get the smashing color air view of the Strutt house on page 15. Knight will still remain Building Editor and, as such, sound off occasionally on that favorite Canadian topic, "What's wrong with housing?" On the desk job, Jim succeeds Stan Fillmore — a most valued six-year Canadian Homes veteran who leaves us for a new post on Maclean's.








### *For purple people*

You can bask on your patio in shorts all winter and be the talk of your street, if you're the first to own a people heater. The gadget of the year was discovered by Jim Bacque while writing his electric heating article, on page 19. People heaters give off infrared rays, and the man who sells them swears you can enjoy long cool patio drinks at 10F. below—if the ice cubes don't melt. Think I'm fooling? See Where to Buy, page 96.

### *SPCA bites dog*

"Bouquets for the August article 'Don't let Rover take over' concerning taking a stick to your dog," writes Miss Bette Gaughan, president of the Society for Prevention of Cruelty to Animals, in Sault Ste. Marie, Ont. "It may sound rather odd and inconsistent for a Humane Society to endorse such procedure but those of us that have had to see beautiful animals destroyed for no other reason than bad training by would-be kind animal owners, feel very strongly along the same lines as the veterinarians do."



## THE HOUSES I REMEMBER



*by Marjorie Wilkins Campbell*

Some mothers have a genius for thinking up fascinating games for their children. My mother was such a one. Lacking access to specialty shops that sell games thought up by other people — we were then living on a farm in a lovely but remote part of Saskatchewan — she ingeniously kept us amused and, although we didn't realize it at the time, richly supplemented our sketchy early education. Perhaps it isn't remarkable that the game I remember best of all was the one that I enjoyed most as a child, and the one by which I learned the most. We called it Playing House.

Playing House may not sound like an unusual game; most children play house at some time. Our game was unique in that it didn't turn our home into a shambles. We played house with scissors and paper. It was the old pastime of "cutting-out" but with a purpose.

The idea was to furnish a house, with cut-outs from magazines and Eaton's and Simpson's catalogues. The house or houses — at eleven I had several town and country-houses — were kept in scribblers, a fine new one preferably, though often it was last year's and sadly dog-eared.

From the first we were admonished to cut out the pictures carefully so we could fit chairs and tables, chests and pictured drapes into the space of an imagined room, on a scribbler page. Colored pictures, of course, were our favorites, but magazines printed during World War I had few colored reproductions; the lack merely made the rarer items more precious.

Our first few scrap books of rooms and furnishings were a poorly assorted collection of misfits, but in time we learned to balance size and use. We even learned that certain pieces and styles of furniture fitted happily into a room while others were out of place. We discovered period. And then the fun really started — we began to change around the furniture, the most absorbing of occupations as any woman knows.



*"We . . . cut out the pictures carefully*

Pages of the scribbler were carefully printed with *living room, dining room, hall, mother's bedroom, our bedroom, the spare room, kitchen;* patios and breakfast rooms hadn't yet become "musts." The furniture and furnishings for each room were kept between pages marked for the purpose. We laid out the contents of one or more pages and then we tried this or that chair, a Louis XIV sofa or the new dark Mission oak settee (I still recoil from the thought of oak because of that Mission furniture!), a Wilton carpet or the gloriously colored rug with the exciting name of Aubusson. Sometimes, because of the limitations of a room-in-the-flat, we had to choose between adding a chandelier or a fine aspidistra. We even did what modern decorators do — collected tiny cut-outs of color for paint or fabric. Looking back, I can think of no better means of amusing a little girl than by letting her discover, on paper and at no expense, how to furnish the home she some day will occupy along with her particular Prince Charming and their family.

*(Mrs. Campbell has written novels, non-fiction about Saskatchewan.)*



## TIME WAS

*by Jeanne Minhinnick*

In the fall, I sometimes see the ghost of a betrayed cat I used to know. She had a pug-ugly face, dramatized by a black smear over one eye. The rest of her was a sloppy mixture of dirty-white and marmalade. Her name was "Mope." She led a sub-existence with a dozen other cats in a farm woodshed. Their beds were cement. They ate assorted rodents and the contents of a slop-dish. No one touched them except to bang them out the door with a broom.

The first spring we came to the neighborhood Mope called on us. We laughed at her ludicrous appearance but we admired her modesty and dignity. She delicately and politely accepted a saucer of ambrosial evaporated milk, and another, and another. For two days she ate unaccustomed food, frequently turning her head aside to burp. She slept on a cushion. She was stroked. The second evening she vanished.

It got dark, the doors were closed, when we heard her miaow. On the doorstep were Mope and six of her friends from the woodshed! With confidence in our hospitality she was expecting to show them her lovely set-up and perhaps offer them a little something. Panicking at the sight we rudely turned them off. She forgave us; she settled in. She suffered the unanimous astonishment of our visiting friends. "*Where* did you get that?" She fought off their dogs with courage and spirit.

At mid-summer she was accouched and brought forth three itching, runny-eyed patchwork kittens. Children at the farm had just named three new kittens "Patterson," "Cupid" and "Dugout." We asked them to name Mope's increase and they came up with "Pansy," "Felicity" and "Europe."

Pansy lived two days. Mope concentrated her love and pride on the others, while we stood around and discussed drowning them. She never left them, or us, but we left them all.


THERE'S A

# Heat Thief

IN YOUR ATTIC ROBBING YOU OF FUEL DOLLARS!




IF poured or blown insulation has settled, shrunk or lost efficiency in any way...

IF batts or blankets show deterioration or damage by rodents, moisture, decay...

## Pour Zonolite Over Old, Worn Out Insulation

It's amazingly easy! Just pour Zonolite between joists as pictured, level it and leave it. Do it yourself in an afternoon or less and you'll never need to do it again. Zonolite Insulating Fill is rotproof, verminproof and fireproof...won't ever shrink, settle or deteriorate... full insulating efficiency guaranteed for the life of your home.

You not only cut heating costs up to 20%, 30% or more, but your home was never before so snug and cozy. So why not Zonolite your attic right now and get all the comfort you pay for next winter? Get a free estimate from your lumber or building supply dealer now.

**ZONOLITE®**

*Distributed by:*

**F. HYDE & COMPANY, Ltd.**
2315 Cote de Liesse Road
Montreal 9, Quebec

**GRANT INDUSTRIES, Ltd.**
1075 Melville Street
Vancouver 15, B.C.

CH-110

**ON SALE AT LUMBER AND BUILDING SUPPLY DEALERS**

**3 fine cameras in one**
**with AUTOMATIC EXPOSURE CONTROL**
**for all its lenses!**



**the all-new 35 mm**
**ANSCOMARK M**

With interchangeable lenses; normal, wide-angle and telephoto. Each lens completely corrected for parallax. A big rangefinder—viewfinder window ensures perfect sharpness every time—and a high speed flash shutter covering the full range of shutter speeds from 1 to 1/500 sec. plus bulb! f/2.8 lens—$147.00; f/1.9 lens—$172.00 (including case).

**and here's the camera that actually**
**THINKS FOR ITSELF!**
**the amazing 35 mm**
**ANSCOSET**



Nothing simpler—even in a box camera—yet here is a quality, precision 35 mm camera—with all exposure controls set *automatically* with one single adjustment. Even the ring-set flash control makes perfect flash pictures as easy as reading your watch! $69.95

*See them both at your Ansco Dealer's now.*

**Ansco**
OF CANADA LTD.





"We live in a modern apartment... our Spode blends in perfectly!"



THE WONDERFUL thing about exquisite Spode dinnerware is that it adds beauty and distinction to *every* period, *every* background. Its delicate hand-painting produces a richness of colour that can be attained no other way. So, give your home the *ageless elegance* that has delighted generations, choose Spode! Write for folder.

*"Elizabethan" Bone China*

**Spode**
**DINNERWARE**
Distributors:
Copeland & Duncan Limited,
222 Bay St., Toronto




The holidays were over. We sent them back to a slop-pail life. Europe died that winter, rickety from birth to death. Felicity grew bold and wild.

On our return in spring, Mope came joyfully back to us. The months passed, and we regretfully but firmly put her back in the woodshed.

Next spring we went to the farm to look for her. She was sitting on the barnyard fence. She looked us straight in the eye, washed a paw, jumped down and walked steadily and slowly in the woodshed door. She never came to our doorstep again.

She ran away the following year, no one knew where. Felicity never became a friend of ours, but her descendants with ridiculous and revolting little faces continue to haunt the countryside. Mope, the mis-treated cat, is a daily reproach everywhere.

*(Jeanne Minhinnick is the expert on antiques at Upper Canada Village.)*



*"We laughed at her . . . appearance."*

## WATCHING



*by Fred Bodsworth*

The raccoon, that likeable, roly-poly, masked bandit of the corn fields, is turning from his wild ways and becoming a city slicker. In town he is not always the most polite neighbor. He may settle his wife and family in the fireplace chimney where he sometimes becomes a rowdy tenant and throws noisy midnight parties. He is also adept at tipping over garbage cans and scattering food refuse around while he seeks out the tidbits that appeal to him. But bad-mannered though he may sometimes be, he is interesting and entertaining, too, and I welcome him as a new neighbor. To me, the biggest disadvantage in city living is that it cuts me off from close association with wild nature. The coons that have been turning up periodically around my Toronto home during the past few years are a welcome reminder that nature and its folk are not as remote as the city dweller may sometimes believe.

Twenty years ago, the coon was rare in Canada, and he was strictly an animal of the woods and farming country. A southerner, he was commonest in the oak and corn-growing regions of the U. S.; in Canada he lived only in the southern sections. For some reason, about 15 years ago, the Canadian coon population began to increase. Perhaps the wartime interruption in U. S. coon hunting let a population pressure develop there that overflowed into Canada. Or perhaps it was the cumulative effect of a slow adaptation — after living side by side with man since Davy Crockett's day, the coon may have just completed adapting himself to man's presence and evolved a way of life that would let him prosper in man's presence. Whatever the reason, he became quite common in farming regions of southwestern Ontario. He began turning up north of Lake Superior, and Indian trappers who had never seen such an animal before thought that Windigo, the evil spirit, was playing tricks on them. He began spreading northward in Alberta, a few appearing as far north as Edmonton.

During the past ten years, coons have been invading cities and towns of southern Ontario and Quebec, including major cities like Montreal and Toronto. Why? Only the coons know. Perhaps it was population pressure from surrounding country, but I think it more probable that the coons have simply discovered that there is a good coon living to be cadged in cities. There is a nightly banquet of delectable garbage to be had, all year round, for the mere lifting of a garbage can lid — and for the coon's human-like hand and versatile snout, a garbage can lid is no problem at all. Coons are climbers and like big old trees, and they soon discovered that city parks, ravines and the older residential districts provide better tree cover than lots of denuded farmland. They prefer hollow and rotting trees, and they have probably learned by now that city parks departments keep such trees cleared out, but it doesn't matter, for cities abound with delightful substitutes—chimneys. And for sheer coon comfort during winter hibernation, what could be better than that space under a porch floor that is kept warmer than outdoors by heat leaking from within?

Town coons have it cosy and soft indeed. I am sure they must scorn their country-yokel cousins.

City coon populations are much larger than the average resident suspects. Being nocturnal, they can be around a long time without their presence being discovered. I had one living under my front veranda and he had apparently been denning there for months, but there was no indication of his presence until the unlucky fellow died — since coons lack embalmers, my nose, in due course, discovered him.



*"A garbage-can lid is no problem."*

Normally they are denned up somewhere out of sight during daylight, but, occasionally, a city coon gets caught by the dawn away from home and has to spend the day snoozing on an exposed tree branch or sometimes even a hydro pole. When this happens, it frequently sets off a course of events that baffles and saddens me. Someone discovers the snoozing coon and decides he has to be "rescued," so a call is sent to the Humane Society. Humane Society inspectors respond, and there is an elaborate offensive with ladders and nets to capture the coon. Then the animal gets popped in a zoo that is probably already overcrowded with coons. Such episodes are completely pointless. The coon, whose only sin is that he may occasionally get clumsy and topple over a garbage can, is merely living his normal urbanized life and sleeping away the daylight hours. He doesn't need to be rescued, he simply wants to be left alone to get a good day's sleep. A few years ago a Montreal Humane Society employee was electrocuted while "rescuing" a coon from a hydro pole — surely the year's most purposeless death.

His boorish manners notwithstanding, the coon is a pleasant neighbor. I am glad he decided to become a city slicker.

*(Fred Bodsworth wrote "The Last of the Curlews" and "The Strange One.")*



LOIS WILSON HERE

It's hard to believe that a normal human being could be so entranced with the sudden, never-before-noticed joys of November in the morning, and be thinking with such relish of murder before the day is over. But there it is. It happened to me.

This particular day began early with Jehane Benoit's lovely Misty Morning breakfast (CH&G, November, 1958) of bacon and thin-sliced potatoes and thick-sliced apples cooked in the dripping. Then it moved quickly into me waltzing out, in last year's galoshes, to turn the fine, cold spray of the hose on the last of the garden flowers caught crisp in the night with crystal frost. I had to be quick to thaw them gently to life with the cool water before the warm, slanting beams of the sun would relentlessly wilt them forever.

I had forgotten, if I ever knew, that November has its own special loveliness outdoors. Scarlet cardinals and blue jays flicking in and out of the white snowberry bushes. Crisp, beige leaves of the big oak, bright against a sky that was winter turquoise instead of summer cerulean. A big, lush Peace rose looking as though it knew it was the last of the year. Frills of purple pansies looking as though there never would be a last to the year. A gorgeous, dark-red splash suddenly seen, over the fence in the neighbor's garden, turning out to be an old pear tree that had been there for years. Somehow, I had never known that pear trees turn that glorious deep red. A feathery spurt of Solomon's Seal all bright yellow, at the foot of the birch clump by the kitchen window, and not a speck of pollen in the air to keep my hay fever nose from breathing deep that acrid smell of wet leaves and wood smoke that's fall's special fragrance.


*Reader rebels against Romantic Revolution*

Last night I went to the newsstand, and purchased your magazine — for the first and last time. Not being able to get its american (spelled with a small A) counterpart, I chose yours. I brought it home and settled down for some enjoyment. My husband is a builder, and we LOVE home mags. We are remodeling also. This rag is the abomination of desolation. If you can take a little constructive criticism, here goes: The "Romantic" angle is for the birds — literally. The Del Junco home is exactly what the name implies. In fact, it reminds me of an abbey where I went to school. I adore abbeys for schools and churches, but for homes, give me anything BUT. Your models (actual owners) ought to take modeling courses before posing for pictures — they alone spoil the issue. When I have recourse to a magazine, I don't want to see myself — I want to see beautiful women in beautiful settings; so does everyone else. On the other hand, your gardening section is excellent — I will admit it beats the American one. The Goldblatt mansion is more the type of thing we'd like to see, but the house itself is much too expensive for the person (average) who would buy your mag at 25 cents. It stands to reason that if you're going to put houses like this one in your mag you really ought to charge 50 cents — that would weed out readers who can't and never will be able to afford a home such as this. The Roof Garden is charming, but not for this mag. Let us see some reforms, gels and gentlemen! I buy these mags for ideas, but primarily for relaxation, and by the time I finished glancing through yours, my blood pressure was up so high I was dizzy. PLEASE, let's try some new angles. Do, and see if your circulation doesn't improve. Try patterning your mag on the American one (not too closely, let's have a little Canadian flavoring), and let's have a few houses that the local John Doe can at least THINK about owning. MRS. D. W. SMITH, KESWICK, ONT.



FOR CHRISTMAS
*...Gifts of stately charm!*



VICTORIAN CHAIRS . . .

The stately beauty of this masterpiece in Victorian design will add a discerning facet to the character of the room it graces. Here is a gift to be treasured . . . One of several Victorian Chair designs crafted by Baetz in hand-carved Honduras Mahogany or American Black Walnut.



OCCASIONAL PIECES

The authentic 18th century charm of this French Provincial table is typical of the inherent quality and craftsmanship in all Baetz creations.

**Baetz BROTHERS FURNITURE**
KITCHENER, ONTARIO

IMPORTANT NOTE: Due to their "custom-made" character, it is necessary to order Baetz pieces EARLY for Christmas delivery. See your Baetz dealer soon.



*Don't buy a storage tank that stores up trouble!*

CHOOSE
**RUSTPROOF EVERDUR*!**

Everdur is an exclusive Anaconda copper alloy. An Everdur tank delivers clean, clear water . . . year after year. *It can't rust!* This is just one of the many ways Anaconda Copper helps you live better . . . adds value to your house.

C-6011



**ANACONDA***
Anaconda American Brass Limited
New Toronto, Ontario
Sales Offices: Quebec City, Montreal, Calgary and Vancouver

*Registered Trademark

Anaconda American Brass Limited,
New Toronto (Toronto 14), Ont. Dept. CH-6
Please send me a FREE copy of your booklet, "How to Buy, Build or Modernize Your Home".
(NAME)
(ADDRESS)
(PLACE) (PROV.)



# Give him the tools*– he'll finish the job!

**Make sure they're Black & Decker Power Tools*

You may think that he is something less than a genius at doing jobs around the home. But maybe he is only handicapped by the lack of proper equipment.
Give him the chance to prove himself—Give him Black & Decker Power Tools, for Christmas! See the *full range* of fine Black & Decker Power Tools at your local Black & Decker Dealer's.



START YOUR BUDDING HANDYMAN WITH THIS ONE: The ¼" Deluxe Utility Drill puts power behind every job. It drills fast in all materials and drives all B&D ¼" Drill attachments such as:

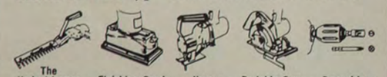

The Hedgetrimmer... Finishing Sander... Jigsaw... Portable Saw... Screwdriver

**Black & Decker** Brockville, Ont.

Look Under "TOOLS-ELECTRIC" in "Yellow Pages"

Quality electric tools—*packed with power you can depend on.*


Oh, it was a lovely day.

It was also, however, a working day, the kind of a working day I never relish — shopping, hair-do, quick lunch before a work session to make candlecollars for a Christmas bazaar, two young to be picked up at school and taken to the dentist, cold ham for dinner. Before I left the house, I took a quick census of the children's mittens, socks and sweaters in the new garbage cans which I had bought in the spring for storing them in. This had been a dandy idea. Everything was fine, no moths, each pair of mittens fastened neatly together with a clothes pin, except that the children, not knowing how carefully I was putting everything away to be used again, in the meantime grew. So, larger sizes of socks was the first imperative item on the list. I knew exactly what I wanted, nylon. Doesn't shrink, washes in the washing machine, hot water, cold water, no



*"It only takes a few minutes a day."*

stretchers, never wears out. But could I find it? No. Mixtures of nylon and other things, but never straight nylon. I complained bitterly and salesgirls patiently kept explaining, "But these socks take only a little cold water, soap, some of our new adjustable stretchers and a few minutes every day to rinse out, and they last for ages." Maybe they do last for ages, thought I, but if I have to wash everybody's socks by hand every night, I, sweet spirit, will not last the night.

Next I tried to buy a girdle for myself. After a friendly, but obvious, hint that a few exercises every day, maybe ten minutes' work morning and evening, would work wonders with that little bulge just *there*, I found what I wanted. But again, with a dinky little tag saying, "Rinse by hand in lukewarm water with mild soap. Squeeze gently and roll in towel to dry." An idea did flicker through my mind. How would it be for me to have my morning bath in lukewarm water with mild soap and my new girdle on? Then we could squeeze each other gently and roll together in a towel to dry.

Next, to the hairdresser's, and the man who did my hair chided me, "You really should brush your hair every morning and evening — just 100 strokes — it only takes a few minutes every day." Ugh. Then a quick lunch and a new pocket book to read while I ate, extolling the virtue of eye exercises — "only a few minutes a day and you'll be able to read all your life without glasses."

Well, thought I, at least when the Christmas bazaar crowd gets down to the candlecollars, it will be girl talk, none of this few minutes for this and that every day. It wasn't. Before the meeting was five minutes old, somebody started the wail about the frailness of stockings these days, and guess what? The seer in the crowd crowed over us all, "My stockings wear forever! I just wash them out in cold water every night. It only takes a few . . ."

By this time, I was ready for murder, murder in cold water and by hand. Why any sensible and reasonably competent homemaker, in this enlightened and mechanized day and age, should spend what adds up to more hours than there are in a day washing out diddley bits by hand, brushing her hair, stretching her torso and swiveling her eyes, I can't see, but being civilized is a wonderful thing.

It was inevitable that the dentist should give the children a lecture on the virtues of cleaning their teeth after every meal, looking at me over their heads with his optical teletype flashing, "IT ONLY TAKES A FEW . . ." And it was inevitable that when my aunt dropped in for dinner and I apologized for the cold ham she'd say to me, "Remind me to give you my new recipe for ham and blanched almond casserole with cheese straws. It only takes a few . . ."

*(Lois Wilson of Toronto, a longtime CH&G writer, appears here monthly.)*




*Your travel guide to*

ISLAND HOPPING IN THE SUN

*Don't miss Tear-out Guidebook No. 12*

OPPOSITE PAGE 60





# Which one of these heating problems are you living with?



PICTURE WINDOWS lose heat rapidly on a cold windy day; absorb heat on a sunny day. And what happens? You adjust your thermostat to keep the living room comfortable and the rest of the house gets too hot or too cold. A fire in the living room fireplace can upset the heating balance of your home in much the same way.



RECREATION ROOMS should be fairly cool for games and similar activities; somewhat warmer for watching TV or entertaining. And, of course, you waste fuel if you heat the recreation room when you're not using it. But one thermostat can't handle these special comfort requirements without overheating or underheating other areas of your home.

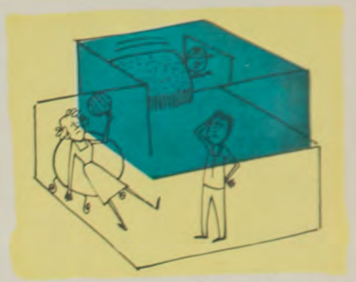

SPREAD OUT FLOOR PLANS are at the mercy of wind and sun. One thermostat just can't cope with the problems that arise when a cold north wind beats down on one side of the house; or a warm winter sun hits the southern exposure. No matter how good your heating system is, these conditions are almost sure to throw it out of balance.



TWO STOREY HOUSES cause problems, too. Even when climatic conditions are ideal, warm air rising to the second storey can upset the balance of your heating system. So, while the living-dining area may be quite comfortable, the bedrooms can become too warm for sleeping. Fireplaces and picture windows also cause special discomfort problems.



SPLIT LEVEL HOUSES are also affected by rising warm air. So if your living area is quite comfortable, the upper level may be too warm and the lower level too cold. And, of course, fireplaces, picture windows, glass walls and other structural characteristics often produce unbalanced heating conditions that no single thermostat can handle.



ROOMS OVER A GARAGE need extra heat to compensate for the larger area of exposure. But there is no way one thermostat can deliver extra heat to this room without raising temperatures in the rest of the house. So to keep it comfortably warm, you create other discomfort zones and waste fuel.

*If you have heating problems like these, you need*

## Honeywell Zone Control

*for complete heating comfort throughout your home*

You've probably been plagued with one of these heating problems for years. Not because there's anything wrong with your heating system. But because it's balanced to only one set of conditions. When these conditions vary—even slightly—you get pockets of discomfort in your home.

*Fair warning: you'll never be comfortable with only one thermostat on the job. You need Honeywell Zone Control.*

You see, a thermostat only senses the temperature of the air around it. The amount of heat it supplies to all your rooms depends on that temperature. But the bedrooms may *require* more heat, the recreation room less. Or vice versa. And a single thermostat can't do anything about it.

Honeywell Zone Control can. Zone Control divides your home into two or more *comfort zones*, each with its own thermostat and heat supply. You set *each* thermostat to give you the precise temperatures you want in *each* comfort zone. The result: you enjoy complete comfort in *all* your rooms in *all* weather. Ask your heating dealer for full information or write Honeywell Controls Limited, Toronto 17, Ontario.




THE HONEYWELL ROUND . . . world's most popular thermostat. So smart and modern, so sensitive and responsive to slight variations in temperature. Outer ring snaps off for painting to harmonize with your decor. Enclosed mercury switch can't get fouled with dust and dirt.

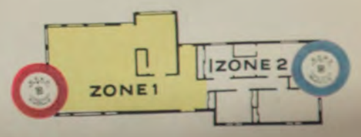


**Honeywell**

H First in Control SINCE 1885

## Canada is Famous for its Hockey

Canada's national sport is the world's fastest game, played by more than 100,000 Canadians in organized leagues and eagerly followed by millions from coast to coast.



*Painted for The Seagram Collection by Lorne Bouchard, A.R.C.A.*




## Canada is Famous for Seagram's V.O.

Honoured the world over for its smoothness,
light-body and delicate bouquet, Seagram's V.O.
is the lightest, cleanest-tasting whisky you ever enjoyed.
That's why: *More people throughout the world buy Seagram's V.O.*
*than any other whisky exported from any country.*

**Seagram's V.O.**
**CANADIAN WHISKY**
*Honoured the world over*


travel



DRAWINGS BY MARTIN STRINGER

# 17 DAYS IN LONDON AND PARIS

*In the winter off-season, you can fly to these glamorous cities at lower fares. This month, our guide to London's delights; next month: Paris*

AS I WALKED from the 'plane which had brought me from Canada to London Airport, the first thing I saw was the stone-sculptured memorial figures of Alcock and Brown who made the first direct flight across the Atlantic from Newfoundland in 1919. (It took them 16 hours, 12 minutes, and they crash-landed in an Irish bog, besides.) The memorial only increased the awe I felt for the sleek British Overseas Airways jet which had whisked me and more than 170 other passengers across the same ocean in luxurious comfort in a little more than six hours.

It is mainly these big jets with their speed and increased capacity that have made possible the new all-time-low, 17-day trans-Atlantic excursion rates, available on all airlines, effective Oct. 1 to March 31 — better known as the "off-season." But, this is just the time of the year when most large cities of the world are *in* season. Particularly London. For only $329 return, you can jet from Montreal to London. And for the really tight budget, there are still the slower propeller-driven aircraft at $299 return — but an 11-hour jaunt instead of the six hours by jet. Boarding the plane in Toronto will cost you $32 extra, regardless of the type of aircraft. If you like having everything arranged for you, BOAC through your travel agent offers complete 17-day package tours, with hotel and entertainment for as low as $445.

Weather in Europe at this time of year is not likely to be ideal for cross-country sightseeing. My suggestion is that you concentrate on two of the world's most fascinating cities — London and Paris. Poor weather won't spoil your fun. There is more than enough to see and do at any time of the year. This month, some notes on my visit to London; next month, my suggestions for a sojourn in Paris.

Seventeen days, less two for traveling, and divided between two cities like London and Paris, goes very quickly. My advice is to bone up all you can beforehand, and roughly plan what things you would like to see and do. Ward Lock's guidebooks are available in Canada at $3.50, and the Baedeker Guide to London is another mine of information at about the same price. Additional information about these two cities can be had from the British Travel Association, 90 Adelaide St. West, Toronto, and the French Government Tourist Office, 1170 Rue Drummond, Montreal.

Samuel Johnson once said to James Boswell: "For there is in London ALL



*London tradition said the Empire would fall if the ravens ever left the tower.*

by ROBERT MEAD

THE 'Pick' OF THE U.S.A.

- *Ideal Locations*
- *Air-Conditioned Rooms*
- *Superb Dining*



**NEW YORK CITY**
*The Belmont Plaza*
LEXINGTON AVENUE AT 49TH STREET
PHONE PLAZA 5-1200
TELETYPE NY 1-3877



**MINNEAPOLIS**
*The Pick-Nicollet*
NICOLLET AND WASHINGTON AVENUES
PHONE FEDERAL 3-3177
TELETYPE MP-33



**DETROIT**
*The Pick-Fort Shelby*
525 WEST LAFAYETTE STREET
PHONE WOODWARD 3-7100
TELETYPE DE-155

Albert Pick HOTELS & MOTELS

FREE
*for the man who plans ahead*
Write for our attractive 4-year plastic calendar (1960-1963) with important holidays listed, Pick credit card and information booklet.

| | |
|---|---|
| Birmingham, Ala. | Pick-Bankhead |
| Chattanooga, Tenn. | Albert Pick Motel |
| Chicago, Ill. | Pick-Congress |
| Cincinnati, O. | Pick-Fountain Square |
| Cleveland, O. | Pick-Carter |
| Colo. Springs, Colo. | Albert Pick Motel |
| Columbus, O. | Pick-Fort Hayes |
| | Nationwide Inn |
| Dayton, O. | Pick-Miami |
| Detroit, Mich. | Pick-Fort Shelby |
| East Lansing, Mich. | Pick Motor Hotel |
| Evanston, Ill. | Pick-Georgian |
| Flint, Mich. | Pick-Durant |
| Huntsville, Ala. | Albert Pick Motel |
| Miami Beach, Fla. | Albert Pick Hotella |
| Minneapolis, Minn. | Pick Nicollet |
| Mobile, Ala. | Albert Pick Motel |
| Montgomery, Ala. | Albert Pick Motel |
| Natchez, Miss. | Albert Pick Motel |
| New York, N.Y. | Belmont Plaza |
| Pittsburgh, Pa. | Pick-Roosevelt |
| Portsmouth, Va. | Holiday Inn Motel |
| Rockford, Ill. | Albert Pick Motel |
| St. Louis, Mo. | Albert Pick Motel |
| | Pick-Mark Twain |
| South Bend, Ind. | Pick-Oliver |
| Terre Haute, Ind. | Albert Pick Motel |
| Toledo, O. | Pick-Fort Meigs |
| Topeka, Kans. | Pick-Kansan |
| Washington, D.C. | Pick-Lee House |
| Youngstown, O. | Pick-Ohio |

NO CHARGE FOR CHILDREN UNDER 12

Albert Pick Hotels, 20 North Wacker Drive, Chicago 6, Illinois, U.S.A.




travel — 17 DAYS IN LONDON AND PARIS *continued*

that life can afford." And no one has ever contradicted him. Winter in London is usually damp and at times extremely foggy, but this is the time when London is at its liveliest. Theatres, restaurants and pubs are crammed with Londoners who no longer have the desire to rush away to the countryside at weekends. Everything is in full swing, and London's famous Underground comes into its own.

It's essential to book accommodation in advance. You'll find it hard to get into the hotel you want in a big week. This year, London was 35,000 beds short during the Farnborough Air Show. If you'd like a bit of familiar North American atmosphere, try the new Westbury Hotel, comparable to its namesake in Toronto; rates are high.



*The heart of London is in its pubs.*

There are any number of sightseeing tours in London, but after a first-day conducted tour you can easily get along without a guide. Drop by the Travel Enquiry Offices of London Transport at Piccadilly Circus Underground Station, or telephone the head office. They will provide you with a bus route covering most of the interesting sights — and you'll get the feel of London on top of a bright-red double-decker bus, quicker than almost anywhere else.

The obvious visiting spots: Tower of London with its traditionally dressed Beefeaters and the world's most pampered birds — the Tower ravens. Tradition has long held that should the ravens go from the Tower the Empire would fall. The Crown Jewels are also in the Tower, but you'll probably have to wait in line. St. Paul's Cathedral at Ludgate Hill is a must — visit the Whispering Gallery, and make a point of going into the crypt. In a corner you'll find a painting called "The Witness" showing how blitz-battered St. Paul's looked in 1944. Westminster Abbey is awesome, and Nelson's Trafalgar Square a natural place to sit down and relax. From here you can stroll through one of London's most delightful parks — St. James's, which will lead you to Buckingham Palace. For an unusual view of bustling Piccadilly, take the lift (elevator to you) to the top floor of Swan and Edgar's store and walk out on the balcony.

London is not only famous for its historic sites. Its restaurants, theatres, cafes, pubs and nightclubs offer some of the best food and entertainment to be found in Europe. Food of nearly every nationality can be had in London — French, Italian, Chinese, Indian, Hungarian, Russian, Spanish and Greek. Don't miss the pubs for they let you really feel the beat of London's heart: Ye Olde Cheshire Cheese in Fleet Street; Charles Dickens' favorite Ye Olde Cook Tavern, also in Fleet Street; The Old Bull and Bush; the Nag's Head in Covent Garden where businessmen, porters from the nearby market, and singers and ballet dancers from the opera house rub shoulders over a friendly "pint." Fashionable Mayfair has interesting pubs too.

Many Londoners consider that the city comes into its own at night. Piccadilly Circus is a blaze of color, and the famous shopping areas of Oxford Street, the Strand and Bond Street are alive with window-shoppers. The smart, intimate West End restaurants and nightclubs provide a different look at London — from Churchill's Club to one of the latest, Talk of the Town (very reasonable prices), where you can dine and dance or watch a cabaret.

Most hotels have literature on London — "What's On" is a useful guide to current entertainments. Try and visit Petticoat Lane on Sunday morning; by Tube (Underground) to Liverpool Street or Aldgate East, or by bus. At times, it seems that all London is at this famous outdoor market. Or shop for antiques and curios in old Bohemian Chelsea. The museums in Kensington are world-renowned. My own favorite is the Science Museum — a wonderland of ancient automobiles, trains and every other type of mechanism. Alcock and Brown's original airplane in which they made the first direct flight across the Atlantic in 1919 sits frailly there, just as it was when it took off from that lonely Newfoundland field forty years ago, to make trans-Atlantic flying a reality. Their memorial figures, clad in helmets and goggles exactly as they were when they buffeted their way across the thousands of miles of ocean, stand in mute greeting at London airport.

## *Side trip for the kids: rousing wild west adventure on old North Carolina train*

The old-time locomotive pulls into the pioneer depot, smoke belching from its funnel, steam hissing from bright brass cylinders, and its bell clanging. Bug-eyed children scramble out of antique coaches with wild stories of an attack by Indians, a settlers' village burned to the ground, and an ambush by armed bandits who got away with the gold. Their parents smile indulgently, but the stories are true. In fact, the Indians attack, the village burns, and the bandits rob the train every 45 minutes at Blowing Rock, North Carolina (100 miles northeast of Ashville), and the you-are-there experience is worth the three-mile side trip off the state's beautiful Blue Ridge Parkway.

The train, with the strictly-for-children name of the "Tweetsie Railroad," is the last survivor of the old East Tennessee and Western



*Bands of Indians in war paint attack the pioneer train every 45 minutes.*

North Carolina Railroad that first crossed the Blue Ridge Mountains 80 years ago. Today it's a tourist attraction that runs every day from June to the end of August, and on weekends only during the rest of its season from April 15 to October 30. It's a side-trip your children will enjoy if you are traveling through the southern United States next year. The Indians, the village-burning and the great train robbery are thrown in to make the half-hour trip more exciting. At the depot there is a pioneer tavern where youngsters can buy soft drinks, and there's also a general-store museum.

The wild west incidents in the Tweetsie's tourist trip are strictly fictional, but the railroad does have one well-known cowboy in its past. Cowboy star Gene Autry once owned it. He bought it from a group of sentimental Shenandoah Valley railroad buffs who rescued the train when the line closed down in the late 1940s. Autry planned to transport it to California to use it in the movies, but never got around to it. The present owners bought it from Autry in 1954 "just to keep it in the state." For two years they pondered what to do with it, then opened the Tweetsie Railroad in 1956. It has since carried a quarter of a million passengers at $2 for adults, $1 for children.

## *Standing on your head to read the map?*

If you're driving to Florida for the first time, you'll find it much easier if you obtain one of the new "inverted" maps that are available from all Esso service stations from New York to South Carolina.

Reading a map when you're traveling in a southerly direction can often confuse you, because you must turn *left* to reach places that are shown on the *right* of the road you are following on the map. The inverted map solves this problem for you completely. On the inverted map, Miami, Florida is shown at the top; Canada is at the bottom. So it is easy for you to imagine that your car is superimposed on the road — and you turn left or right, exactly as shown on the map to get to places off the main road that you are traveling. □




Amazing close-ups of wild game and ancient civilizations are natural highlights of the Big Picture . . . but you'll be equally delighted with South Africa's modern, truly cosmopolitan flair for gay entertainment, charming hospitality. A South African holiday costs less than you may imagine. Let your experienced travel agent supply the pleasant details.

*Transportation details from South African Railways, 655 Madison Avenue, New York 21, N. Y.*

SATOUR

UNION OF SOUTH AFRICA

SOUTH AFRICAN TOURIST CORPORATION
Rockefeller Center
610 Fifth Avenue, New York 20, N. Y.
*Please send your literature to:*

NAME .....
STREET .....
CITY ..... ZONE ..... PROV. .....
MY TRAVEL AGENT IS ..... R

*your money buys so much*

*when you put it in a home*



There never was a better time to invest your money in a home. Most other things you can buy today begin to lose their value the moment they're yours. A home retains its value, protects your investment . . . may even rise in value as the years go by. And there's another important reason why money for a home buys so much today: builders and home improvement specialists are working with materials that help them do a much better job . . . faster . . . to bring you better living. Using improved construction methods, dependable craftsmen are working wonders with carefully-researched, quality materials such as SHEETROCK* Gypsum Wallboard, CGC Asphalt Roofing, ROCKLATH* Plaster Base, RED TOP* Plaster, and RED TOP Insulating Wool—all by Canadian Gypsum Company.
*Why not put your money in a home—this year?*

*T.M. Reg. in Canada

CANADIAN GYPSUM COMPANY

CANADIAN GYPSUM COMPANY, LTD.
*the greatest name in building*



CANADIAN Homes
NOVEMBER 1960

# THE STAR-SHAPE HOUSE ON THE TOP OF A HILL

*Radical inside and out, it gives the James W. Strutts of Ottawa 2,400 square feet of handsome comfort—for only $15,000*

AERIAL PHOTOGRAPH BY PETER VARLEY FROM SPARTAN AIR SERVICES HELICOPTER

CONTINUED ON NEXT PAGE



*Spruce ceilings swoop down to surround the Strutts with warm comfort, while glass walls make the forested view part of their lives even as they watch TV*



PRODUCED BY JAMES W. BACQUE; PHOTOGRAPHED BY PETER VARLEY

A HOUSE THAT IS AT ONCE RADICAL AND SERENE, metropolitan in comfort yet pastoral in outlook, huge and yet cheap, seems as improbable as the smile on a Cheshire cat. But such a house exists, floating as airily over its Gatineau hillside as the Cheshire cat's disembodied smile floated over Alice. It was designed and built by Ottawa architect James W. Strutt for his family of five. He wanted his house to be big, comfortable, cheap and good-looking, and to blend naturally with its site. He achieved his aim inside and outside the house with the hyperbolic roof technique, which forms curves from straight lines. He also used glass walls up to 11 feet high, to give wife Audrey and their three children a broad view of the seasons changing in the Ottawa River valley far below. "I like it," Audrey says, "It's a happy house to be in." It's a happy house to look at, too.



*Climbing through the ruin, the Strutts reach last of 89 front steps that Audrey built. Jim may build an elevator to ease climb.*







*Meeting at wide angle, living-room windows are shaded at top against sky-glare by wood battens.*

*Natural spruce ceiling seems to balance on one elbow over the Strutt family as they watch TV (hidden by built-in chair, table) near the open-hearth fireplace.*



*All angles meet here at stairs between living, sleeping areas. Walls: grey asbestos panels.*



*Curves of master-bedroom ceiling are smooth trajectories of spruce boards forming curved surfaces from straight lines. Clerestories help brighten dim interior rooms.*

CONTINUED NEXT PAGE



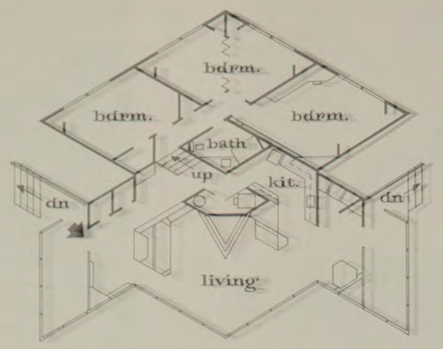


*Floor plan shows rooms have shapes as unusual as roof above them. Partly because of roof shape, partly because Strutt likes these unconventional forms, there isn't a right angle in the house. Big rooms seem bigger, small rooms seem smaller with this dramatic treatment, although glass tops of walls, inside and out, relieve oppressive feeling in narrowest corners. Note the built-in desk, sofa unit to left of triangular fireplace in living room, chair and table unit by kitchen entry.*

The front path of the James W. Strutt house in the Gatineau hills north of Ottawa is a walk in the woods. You see nothing but green leaves floating gently over rocks and a steep pine-needled path winding up and out of sight through the woods, with no sign of a house anywhere. As you climb the 89 natural stone steps the bold angles of the house begin to break out of the trees above, and little beds of wildflowers appear beside the slanting lawns.

As soon as you step inside the house, you're looking out again. Tall triangular living room windows rise from the corners of the room to meet at a wide angle. They overlook the Ottawa river valley far below. A sharply pointed fireplace hearth projects from the inner concrete block wall toward the windows, with a cantilevered steel hood above.

The curved ceiling of the room is the underside of the series of interlocking hyperbolic paraboloids that make up the roof. These paraboloids consist of spruce two-by-fours, tongue-and-grooved and carrying two inches of plastic foam insulation. This is surfaced on the outside with roll roofing painted with asphalt-base aluminum paint. "The roof looks like a star and shines like one," said CH photographer Peter Varley, who hovered over it in a helicopter.

Each of the two-by-fours in the roof spans 16 feet unsupported, a distance that is normally impossible. But in this house of the improbable turned real, there is a relatively simple explanation. The two-by-fours are set side by side, not quite parallel, and twisted to produce a fan shape. The twist gives the lumber far more strength than it would have if the whole roof were in one plane.

For a quick demonstration of the added strength this curve gives, compare the supporting strength of a flat piece of paper extended from your hand, and the same piece when you curve it.

Architect Strutt has forceful ideas about house architecture that explain at least partially, the amazing shapes of his own house. He maintains that good houses can be built for far less than most experts think. His own, which has 2,400 square feet of floor space, cost about $15,000 exclusive of lot. And the lot was a difficult one, he adds, which normally might have boosted the cost, and the building techniques were extremely unusual. But their simplicity kept costs down. The windows, for instance, are double glazed panels, wood-framed, constructed on a four-foot module. This is a time-saving construction technique in which the building is composed of "modular" sections, all related in size to reduce cutting and fitting. Wall sections between windows are on same module.



*Built-in chair, cantilevered from divider, has removable fascia board so it can be replaced when it gets scratched.*



*Kitchen-in-corridor bends around central core of house, opens into dining end of living room. Cupboard doors are walnut.*

The roof, though it seems complicated, was "far easier, far simpler to build" Strutt found, than a normal raftered pitched roof. And it saved material, too. The outside walls, where they aren't glass, are asbestos panels sandwiched with a two-inch styrofoam core.

The 11-foot-high living-room windows face south. Sun streaming in on bright days in winter provides so much heat that sometimes the furnace doesn't start working until four in the afternoon. "Our dieffenbachia goes mad in this atmosphere," says Audrey Strutt. "It grows 12 feet high, because there's so much soft light even in the inner corners of the room." In summer, Audrey sets huge pots of flowers in the open hearth.



*Heirloom Victorian mirror rests on built-in dresser Strutt designed for master bedroom. The curtains are Indian cotton.*

When first built, the living room windows rose uninterrupted to the ceiling; now, they are partly masked on the outside by a fringe of wood battens, at the top. "The battens cut down on sky glare," Strutt explains, "yet still allow us to see thunderstorms exploding overhead."

Audrey Strutt, who usually loves her husband's houses, is enchanted with this one. "It's a happy house," she comments. "One of the most significant things about it is that you can build in stages. We'll be sorry when it's all done," she says. Audrey built the 89 stone front steps in laborious stages, and each winter, she's the one that cuts steps in the snow.

The Strutts have added two verandahs, one at each end of the living room since moving in. First is the entry, second is the outside dining verandah which is next to the indoor dining room.

The bedroom wing is on the opposite side of the central core from the living rooms. Down the centre of the children's room runs a folding screen to give Leslie, 7, and Cathy, 2, privacy.

The odd angles of the house are more noticeable in these rooms than in the living rooms, partly because these rooms are smaller, and partly because the big rectangles of the beds contrast sharply with the steep and shallow angles of the corners. Strutt has provided a perfect solution to the problem of the odd angles: where they are too difficult to furnish, he simply builds in a book-case, desk, cupboards or chair.



*Wherever corners of house are awkward to furnish conventionally, Strutt uses built-ins, like this bedroom bookcase-desk.*

The one last problem that Jim Strutt still has to solve: those 89 steps. They're almost impossible for old people, or for young ones with a load of children or groceries. Strutt bounds up and down them like a high jumper, contending that they keep him fit. But he is at present wondering if he can install some kind of elevator for people who don't want to be that fit. The machinery might go in the incompleted basement of the first house he started to build on this site and abandoned. If he does, it may be the only hexagonal outbuilding with a hyperbolic paraboloid roof in the whole world. □



*Prototype house was built in little more than a weekend. Family lived there three years; now it harbors tools and memories.*



Just how good–and what, exactly–is

# Electric Heating?

## *Assistant Editor James Bacque takes a long hard look at the subject and concludes 1: it's terrific, 2: it's very efficient and 3: it's just too darned expensive*

At this moment, in hundreds of thousands of houses right across the country, thermostats are clicking on, signaling the brute of a furnace in the basement below to throw more heat into the rooms above. In a whopping majority of these homes, the rooms are already over- or under-heated, the humidity is too low and the furnace's efficiency is a matter of nagging concern to the homeowner.

On the other hand, in a few happy households, the owners are chuckling up their well-warmed sleeves at their neighbors' plight. These fortunate home-owners — about 10,000 to 12,000 at best estimate — are the possessors of the most efficient, most costly heating system you can buy in Canada today: electric heat.

Electric heat is efficient beyond doubt. The "fuel" burns with 100 percent efficiency, something no other fuel does or comes near doing. (The best gas furnaces burn only about 85 percent of their fuel's value.) Every watt of electricity you buy to heat your home, heats your home. None goes up the chimney.

You can (and most electric heat users *do*) install a thermostat in every room of your house. Thus, you can keep the living rooms at 72F. and the bedrooms at an acceptable 65F. You needn't keep some rooms unbearably warm just so you'll be comfortable in others. (Of course, you *can* install a similar "zone control" with furnace systems, too, but an elaborate control system is required.)

Finally, the humidity in an electrically heated house never drops below a comfortable optimum; dry, seared throats and noses, unattractive parched skin are common winter complaints that just don't happen in houses heated electrically.

There's no doubt, either, that electricity is an expensive way to heat. If your present fuel bill is about $200 annually, it would likely be $300-$400 if you converted to electricity. If, in addition to installing the electric system, you also insulated your house to electric heat standards, you would still find your bills running from $25 to $50 a year higher than before.

With cost so much higher than other fuels, why have 10,000 Canadian homeowners installed it and why do utility companies in some parts of the country predict an increasing demand for it?

- Just how wonderful *is* electric heat? • Exactly how much does it cost?
- And, for that matter, what is it and how does it work?

### HOW GOOD IS ELECTRIC HEAT?

How good? Just about perfect, according to the residents of Blossom Gardens, a new, all electrically heated subdivision in Cooksville, some three miles west of Toronto's metropolitan boundaries.

When completed this year, Blossom Gardens will have 30 split-level and ranch-style bungalows in the $18,000-$25,000 price range, every last one of them minus the usual basement furnace. When I spent two days there last August, some 20 of the houses were occupied and the residents had weathered their first electrically heated winter. Their judgment on furnace-less *Continued on page 84*





*Ground floor windows were made larger to flood the whole of the interior with light. New black shutters keep in character with original style of the old house.*

*New front door, camouflaged by ribbed effect, is at back of house (see also big photo). Brick piers show where summer kitchen used to extend before change.*

# BRAND NEW STYLE: PIONEER MODERN

*How Eb and Jane Zeidler of Peterborough, Ont., rebuilt and modernized their century-old farmhouse without losing its pioneer flavor*

PRODUCED BY JOHN O'KEEFE; PHOTOGRAPHED BY RAY WEBBER

ARCHITECTS: CRAIG AND ZEIDLER



*Tall fireplace made of bricks salvaged from the summer kitchen dominates the living room. Beamed ceiling and pine floor in this room tell the house's age.*



*Rebuilt stairway divides the living room (above) from the dining room (far right). The door below the landing leads to kitchen and the front door.*



*New dining room, on the east side of the house, is now brightly lit by the big new windows. Door to the kitchen, the only other ground-floor room, can be seen just beyond the stairway.*





*Eb Zeidler enjoys a friendly chat with a neighbouring farmer, while Jane Zeidler walks young Robert. Contemporary facade replaces the old summer kitchen.*

THE CRISP, CONTEMPORARY BUILDING above and the gracious old house at upper left are two views of the same building, and it's a lot older than it looks. In fact, the house is one of the pioneer homesteads of Smith Township, near Peterborough, Ont., and dates back at least 100 years. The reason it doesn't look that old is the work that Peterborough architect Eberhard Zeidler and his wife Jane have put into it since they bought it in 1957. Then, it was a neglected farmhouse with ivy clinging to its hand-made bricks, a shambling summer kitchen jutting from the back, and its interior cluttered with 16 dark little rooms. Eb Zeidler's redesign has solved these problems.

The Zeidlers did most of the work themselves on weekends and in the evening. They demolished the summer kitchen brick by brick (it was so solid they couldn't get it down any other way), tore an old porch off the front, and removed every partition inside. They rebuilt the interior to get a 42-by-26-foot living-dining room, a new kitchen and hallway downstairs; a master bedroom, and two bedrooms (for Margaret 2½ years, Robert 9 months), study and bath upstairs.

The Zeidlers saved many of the old materials from the house, cleaned them and put them to use again. The new fireplaces in the living room and the upstairs study are built of old rose, green, grey and black bricks from the demolished summer kitchen. All the old paneled doors were stripped of paint, cleaned and put back in place. The two-inch pine floors were sound and needed only sanding. But the living-room ceiling is new cedar planks supported on the original beams, and a new kitchen (see page 38) opens off the dining room.

Black shutters and a new roof complete this pioneer modern renovation. Now, friends in neighboring farmhouses are beginning to look longingly at what the Zeidlers have done, and more than one visitor has been known to remark to Jane Zeidler: "I must talk to my husband about this when I get home." □ *For more pictures, please see page 38*

# FOUR-LEVEL GARDEN FOR THREE-SEASON USE



## This unusual garden plan lets a Toronto family sit out in the sun from March to end of November

THERE'S NO REASON you can't be comfortable in your garden nine months of the year instead of the two months most people spend outdoors." That statement comes from Mrs. Cathy Thuro, who designed the Toronto garden her family almost lives in from March until the end of November. When their neighbors are scurrying indoors to escape the heat, the cold, the wind or the bugs, the Thuros simply smile and move to the particular area of their four-level garden designed to cope with prevailing conditions. Whenever the sun shines, out they go. In the very early spring, sometimes before the snow has gone, or in late November, you can find them on the deck over their screened porch; it faces south and traps the sun. Too windy? They go to a sheltered sun-pocket between the screened porch and the bank on the west side of the garden. In spring and early fall, they move out into the full sun on their back lawn, or into a sheltered courtyard at the front of the house. In high summer, when the sun blazes down, they find a cool spot in the deep shade of trees at the back of the garden. On warm summer evenings they have a choice: if it's breezy, they go to the front courtyard; if it's calm, they pick the rear deck (removable plastic panels overhead help to cut the sun on the hottest days); and if the mosquitos get too unbearable, they use the screened porch below.

All this didn't happen by accident. Cathy Thuro got interested in climate control from a display at the Canadian National Exhibition several years ago. Since then she has studied Toronto's particular climate and put her knowledge to use in the design of her garden. Her advice: Choose a lot on the south side of the street; build fences or walls to control the breeze; include one area that traps the sun, another that's always in shade; screen part of the garden against bugs; plant trees to give you shade in the hottest days of the summer.

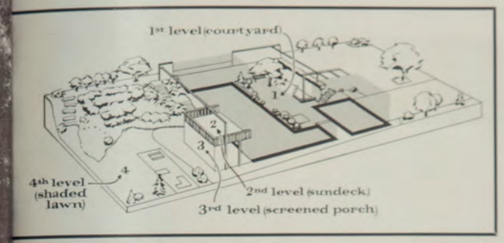


*Plan shows how four levels are fitted into 50-by-150-foot garden. High bank is on the west side.*

◀ *From the highest level, Kenny Thuro heads down to join brother Wes at the sandbox, while Carl and Cathy Thuro watch them from their sundeck.*



*Screen just under surface of the ornamental pool means that the children can't fall in.*



*Sunken front court is hidden from the street behind planter for private sitting on warm evenings. Walls are designed to catch late-afternoon sun.*



◀ *Pierced privacy wall shields the court from the neighbors, but lets air circulate. Surface is crushed tile. This court is at front of house, five steps down from the street level.*



◀ *Deep shade on high-level walk around the back garden almost completely hides Wes Thuro, 5.*

*L-shaped sandbox is set into concrete on the lowest level at rear of garden (see also far left).*



FOR MORE IDEAS FROM THE THURO GARDEN, SEE PAGE 51

PRODUCED BY JANE E. LITTLE; PHOTOGRAPHED BY DENNIS COLWELL





BEFORE

*You can knock down walls with a hammer, but it takes ingenuity to replace them with this kind of*

# MAGIC: ONE ROOM PLAYS FIVE ROLES

THE BRIGHTLY SPACIOUS APARTMENT in the picture across the page was once the cramped two-bedroom upper-floor of an old row house in Toronto. Today, it's one big room. All the old partitions have been obliterated and the space arranged to provide a living room, dining room, kitchen and bedroom that flow into one another. (The fifth room is the bathroom.) Dividing in the main area is done by a multi-range storage wall and room divider that doesn't quite reach the ceiling. Ideal for informal living, this apartment not only has the feeling of spaciousness, but it also provides for the practical functions of living as well.

PRODUCED BY MARGIT BENNETT; PHOTOGRAPHED BY JOHN SEBERT

◀ *The room divider does the trick*

*That elegant looking apartment on the left is really only one room. Clever room divider (with wall oven) creates different areas. Staircase on the left leads to the downstairs. Photograph below shows how divider hides kitchen from the living room.*

CONTINUED





*Tall curving counter separates the kitchen from the hall, also serves as a handy working space. Glasses are kept within easy reach on open shelves above the stove.*

## *Neat storage ideas conserve valuable space*

Imagination and skill are the main ingredients of this apartment's renovation and decoration. The second floor of this row house was chopped up into small, impractical rooms. They rigidly confined activities to produce a very cramped living area. The first step was to rip out all non-bearing walls, which meant all the interior partitions. The resulting marked-up floor was covered by an off-white viscose broadloom, wall to wall.

The main separation in the new one-room apartment is provided by a divider-storage wall seven feet high by four feet wide, which does not quite reach as high as the ceiling. The kitchen side contains a wall-oven, counter space, refrigerator and kitchen cupboards. On the living-room side the wall of the divider holds a



*Divider holds all the hi-fi equipment.*



*Front of counter hides a linen cupboard.*

folding bed and a tall, narrow compartment for all the hi-fi equipment. The end of the divider facing into the hall is paneled with tongue-and-groove hemlock —an inexpensive flooring material oiled to look like handsome pine paneling. The three folding doors on the living-room side and the door to the hi-fi equipment are simple wood frames covered with woven rattan cloth. The doors hiding the bed slide easily out of the way to form a screen when the bed is down. The rattan cloth is practical as well as decorative. It not only ventilates the bed inside the divider but allows the sound from the hi-fi speaker to pass through into the living room.

The other built-in separation is a curving bar which doubles as a serving unit at a party and working space for the kitchen, as well as dividing the kitchen from the hall and the dining area. Below this bar is a built-in linen cupboard.

The windows were left alone, but the window-wall was used for storing clothes and a TV set. One window-sill is now a bench with cushions and flowerpot arrangement. The window-wall makes the windows quite deeply set, giving the apartment an almost "over the rooftops of Paris" look. Wall-to-wall dark green curtains conceal the storage cupboards.



*Other end of divider stores pull-out bed.*



*Curtains hide the window-wall cupboards.*

Besides the floors, the walls presented quite a problem. The plaster was repaired and then wallpaper and grasscloth were used to hide any defects. The stairway and walls were covered with marbleized, bookbinder-type wallpaper in deep blue and gold. The original staircase was retained but the owner added simple black railings, topped with a walnut handrail.

Mirror panels extend from floor to ceiling in the dining area with glass shelving holding a collection of old goblets. The mirror-wall frames the dining table and helps divide the room into separate areas. With the exception of one small section of old painted bricks, the living room walls are covered in natural textured grasscloth.

The color scheme is rather soft in tone without sharp contrasts, giving the room a feeling of unity which in turn helps make it look bigger than it actually



*Oak butterfly table faces mirror panels.*

is. Kitchen colors are a repeat of the colors in the living room—a muddy deep green, pale blue, deep blue and off-white. Curtains in the kitchen match the curtains in the living room. The counter strongly separates the kitchen from the hall and a ventilation and exhaust system carries off kitchen odors.

The furniture is grouped to define room functions. The conversation group has a sofa and low Victorian chairs placed for watching TV. A small handknotted Rya rug from Finland defines the seating area and an old oak bible chest serves as a table between the chairs. In a quiet corner near the divider is a desk, small and light because it has to be moved each night when the bed is brought out.

An old oak butterfly folding dining-room table, Windsor chairs and a reclaimed antique washstand serving as a buffet are all close to the kitchen. The reflecting mirror in the hall is an idea well worth considering in any small living quarters—not only does it make the room seem larger, but enables people in the kitchen to see by reflection people talking in the livingroom. □

*New vinyl floor, wallpaper and narrow shelves completely changed the bathroom.*



BEFORE

AFTER



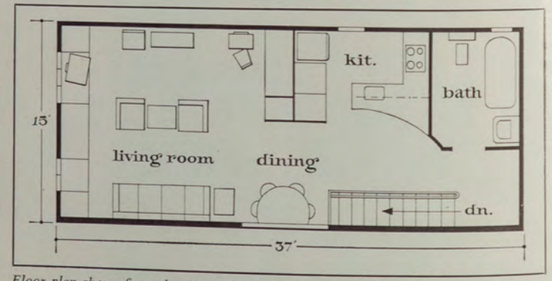


*Floor plan shows five roles of the room. Bed pulls out of divider into living room.*





# The house that watches ships go by

## *The ferry to Victoria is only one of the boats that make pictures in the windows of this West Vancouver house*

PRODUCED BY JAMES KNIGHT; PHOTOGRAPHED BY DENNIS COLWELL

CONTINUED

# *Souvenirs of ships, flotsam from the beach lend a salty air to this ex-sailor's house. The sea even brought them a sailboat on the tide*



*Working with a friend, Bert Morrow places rocks in bank that leads down to "boat-building" platform under glassed-in link between living room and bedrooms.*

THEY SAY the sea can attract a man so strongly that he'll give up everything—wife, home, family—to follow its secret call. The sea hasn't got that strong a grip on Bert Morrow, but its hold on him is firm enough to color his whole approach to life. His house at Whytecliff in West Vancouver, B.C., reflects Morrow's attitude. For instance, the bridge from the carport to the front door at left is called the *foredeck* by Morrow. The living room is the *quarterdeck*. A real deck off the living room, with distant views up Howe Sound, is the *foc'sle head*. Scattered here and there through the house are nautical touches, some of them souvenirs of Morrow's wartime stint as a Lieutenant Commander in the navy, others are collected marine objects cast on the beach by the tide. The ship's bell from his last command acts as a doorbell; an anchor light from old HMCS Ontario lights the porch. Morrow searches the beach for net floats after the tide goes out, and strings them together to hang on the porch. The tide also brought him an old dory once, holed but not beyond repair. He intends to repair it and teach the children (Stephanie, 16, and Michael, 13) how to sail.

The house in which all this nautical activity is based bears no further resemblance to a ship whatever. It belongs unequivocally to the land, rooted into the steep seaside bank as firmly as the cedars and firs that surround it. It's really two separate buildings, two storys high on the downhill side, linked on the upper floor by a glassed-in flying bridge that looks out to sea on one side and in to the land on the other. The plan neatly divides the house into three zones: the living room and entrance, at far left in the picture at left; the dining room and kitchen in the flying bridge; the four bedrooms and two baths at the right. The basement under the living room contains a recreation room; the basement under the bedrooms contains a workshop, furnace room, laundry and storage. The space under the flying bridge, protected from both sun and rain, has been used by the Morrows recently as a handy place to refinish an old boat.

The house is a post-and-beam structure (posts hold up the beams, and the beams support the flat roof deck) with cedar siding and glass panels between the posts. The cedar is finished with bleached creosote, and weathered to a light silvery grey. The posts between the windows are stained the same rich brown as the earth between the trees. The only place painted is the birght yellow front door and some small grey plywood panels.

*For house plan and more ideas see page 59.*

ARCHITECTS: E. J. WATKINS & G. MASSEY
BUILDER: LAUDER BROS. AND TATE LTD.



*Seaward-facing windows of bedrooms, kitchen, dining room and living room reflect the view of Howe Sound.*



*White-painted two-by-four screen separates living room from entrance. White-painted fireplace burns driftwood.*



*Stephanie Morrow touches up the brass ship's bell which doubles as a front doorbell.*



*From his living room, Bert Morrow keeps an eye on Howe Sound ships.*



*Glass wall gives an X-ray view of the flying kitchen-dining room link between living room and bedrooms.*



*The Morrows—Michael, foreground, Mrs. Morrow, Stephanie and Bert Morrow—poke heads into the hall that connects three zones of the house.*

# Pioneer Canadian craft gets a vibrant new look

*Quilts that mother made never looked like these. Young housewife Margaret Hill infuses her modern design ideas into this traditional craft—and shows how on page 32*

PRODUCED BY PETER KEAY; PHOTOGRAPHED BY JOHN SEBERT



*The color mood of fall is caught in pheasant bedspread Maggie Hill did first (nearest at left), but her tiny quilting squares (1-by-2 inches) almost doubled the work. On expert advice she switched to 2-inch squares for diamond-patterned spread. Lion wall hanging is made of brocade, velvet, denim and maribou for a realistic mane.*



*Six-year-old Adrienne Hill reads on the pheasant bedspread in parents' bedroom. Venetian tapestry hangs on wall at left.*

*Margaret and artist-husband James Hill collaborated on wild and colorful wall hanging for daughter of artist friend Theo Dimson. Lion has glass eyes from a discarded toy of Maggie's own son, Chris.*

AS A PROFESSIONAL DESIGNER, Margaret Hill of Toronto admittedly brings special talents to the aesthetic side of homemaking. But, quilting, our cover story this month, was as strange to her as to most modern wives until she wondered how it would lend itself to contemporary design. After she had spent three months sewing the gorgeous pheasant bedspread, above, she dropped in on a quilting bee, got advice which might have saved her many hours. The brilliant geometric pattern was one of her next efforts, then the fiercely glowering lion — designed by her husband, artist James Hill, as a wall hanging for a child's room. Mrs. Hill suggests non-artists get designs from pictures, introduces non-quilters to the quilting art, next page.



CONTINUED

## *Margaret Hill shows eight basic steps in old-fashioned art of appliquéd quilting*



For quilting updated, Maggie Hill sandwiches a light, moth-proofed woolen blanket between pieces of pre-shrunk broadcloth. This permits fewer and larger (2-by-2-inch) quilting squares than traditional cotton batting, though the latter is cheaper if you don't have a blanket. She buys colorfast cotton remnants or yardgoods to achieve desired color schemes, for bedspreads that must be washed. But, like all enthusiastic quilters since pioneer days, she constantly collects bright scraps of every material that may someday come in handy—particularly for spectaculars like the lion (shown on the previous page and on our cover).



**1.** *Margaret places discarded woolen blanket on top of one piece of colorfast cotton, carefully smooths top piece over it. Bottom is 1¼ inch larger all around to allow for binding.*



**2.** *Basting three layers together, Maggie Hill stitches along lines radiating from centre, to avoid bunching material. She uses strong No. 40 thread for both the basting and quilting.*



**3.** *Quilting hoop is put over centre of material, and quilting pattern of squares begun, working always from the centre to the outside of the hoop. Keeping lines straight takes keen eye.*



**4.** *Margaret cuts appliqué design out of colorfast material on which pattern has been previously traced. Extra edge (½ inch wide on large pieces) is ironed under for easier sewing.*



**5.** *Cotton batting is tucked under edges of cutouts and these sewn in place. Squared stitching doesn't cross appliqué pieces; larger pieces need extra stitching, conforming to shape.*



**6.** *Quilting and appliqué stitch is straight up and down through full material (not a running stitch). Hoop with adjustable leg clamps to chair, frees both hands; costs about $3.25.*



**7.** *Hoop is moved out from centre in all directions till quilting is complete. Never stitch outside hoop. Hoop removed (above), waste material is trimmed away from the outer edges.*



**8.** *Mrs. Hill folds wider backing material forward for border, first pinning, then sewing. She prefers hand sewing, but whole job can be done on a machine having a quilting foot.* □



# THE HAUNTED PIANO MYSTERY

*The apparition below is actually an attractive housewife in her living room. What's she doing? Turn the page and see* ▸





*Tent of plastic guards other furnishings in the living room from damage, while Betty Herold refinishes an old mahogany grand piano with antique ivory spray paint.*

# *It's Betty Herold painting an old piano. She buys her furniture at auctions, and this is the result* ▸

PRODUCED BY MARGIT BENNETT; PHOTOGRAPHED BY HUGH THOMPSON



*Mrs. Herold's rules: At auction previews, be sure to examine pieces carefully. Make sure you will have a spot for them.*



*Set your own price limit on objects at the preview. Attendants will tell you approximate value of each piece.*



*Enjoying every minute of it — Mrs. Herold bids on the chair of her choice.*



*End of successful trip for Mrs. Herold, whose auction buys furnished her home.*

SPRAY PAINTING A PIANO right in the living room has this to be said for it: the piano's already in place when the job's done. But how does a woman get herself in such a situation, anyway? Easy. Several years ago, Mrs. R. G. Herold of Etobicoke, Ont., simply went to an auction. She brought home one piece of furniture after another and went to work in her basement refinishing them. Finally, she achieved the beautiful living room at right — except for the piano, a huge, red mahogany family heirloom which Mrs. Herold decided must be painted antique white. She couldn't haul the piano down to the basement, so she invented the ghostly looking plastic tent, and sprayed the piano on the spot. Was it worth all the trouble she took? "It would have taken another ten years to furnish the house the way I want it, at store prices," says Betty Herold.







*At home, Mrs. Herold is surrounded by antiques bought at auctions and shops. The refinished piano, painted white and antiqued, was already in place when job was done. Mrs. Herold refinished all furniture except upholstered chairs.*

For more of Mrs. Herold's tips on auction hunting, see page 91, for her refinishing tips, see page 83.



A Glamorous all-new version of
Oldsmobile's super-performer . . . *more spirited than ever!*

*Announcing!*

# 1961 SUPER 88

by OLDSMOBILE

*The Action Line...in Performance and Design!*

*Again Oldsmobile takes the initiative* . . . in high style and high performance! New Action Line design radiates the look of luxury, the feel of flight . . . brings you the full-size room you like! The exclusive combination of the exhilarating new Skyrocket Engine and the all-new Hydra-Matic* with Accel-A-Rotor action writes a bright new chapter in Oldsmobile-pioneered performance! Gorgeous new interiors sparkle with new fabrics. And the ride is "super" too . . . cushioned in live rubber at more than 90 different points. Come try this spirited Super 88 — and the Classic 98 or the dollar-saving Dynamic 88 — all on gala display at your Oldsmobile Quality Dealer's now!

*Optional at extra cost

AND THE CLASSIC *Ninety-Eight* BY OLDSMOBILE

distinguished...distinctive...decidedly new!

A General Motors Value

*Roominess in a regal manner!* Enter with graceful new ease . . . be seated in natural comfort . . . spaciously, luxuriously. Delightful riding and handling qualities fulfill every promise of distinguished Action Line design. And there's performance to excite your highest expectations! So make way for a year of great advances as Oldsmobile takes the initiative with a new power team! Only Olds offers the *combination of Skyrocket Engine and completely new Hydra-Matic Drive with the smooth Accel-A-Rotor action.* See the inspired new Classic 98 now . . . famed Super 88 and Dynamic 88 at your Oldsmobile Quality Dealer's.

*Whitewall tires optional at extra cost.*





IT'S HERE . . . Sized right . . . Powered right . . . Priced right . . .

# F-85

. . . every inch an OLDSMOBILE!




*Whitewall tires optional at extra cost.*

A General Motors Value

*Trim and terrific!* That's the new F-85! The style and stamina that you'd expect in an Olds make the F-85 a car you'll be proud to drive . . . wise to buy. And the F-85 can really step out . . . because it combines a weight advantage with Oldsmobile's *exclusive* Rockette Engine—the all-new aluminum V-8 of *proved* design that's *standard* at no extra cost! Hydra-Matic Drive is optional for automatic convenience. Only Olds offers a power team like this . . . a *car* like this with a popular price tag.



*Fun to drive!* A honey to handle and a peach to park. Sedans and wagons alike offer you a handy 188.2" overall length and an ample 112" wheelbase for a superior ride. And F-85 wagons feature a really cavernous load compartment.

M61-O-1A

*Before you buy any car . . . be sure to see and drive the new F-85*



*In true farmhouse tradition, the Zeidlers' kitchen in their renovated pioneer house is big — 9½ feet-by-16½ feet. The counter and back wall are covered in green mosaic tile. Cupboards are veneered black walnut.*

## REMODELING: THIS NEW KITCHEN IS PART OF A 100-YEAR-OLD HOUSE

*Continued from page 21*



*Opposite wall of kitchen has built-in barbecue with black metal hood, also holds built-in stove and refrigerator. Refrigerator was repainted with automobile lacquer to tie in with dark-toned walnut kitchen cupboards.* □


Wool/Nylon Carpets

by Barrymore



match every budget
...every colour scheme

ASK YOUR BARRYMORE DEALER TO SHOW YOU:

•BARATUFT •FREIZTEX •CRESTA

Barrymore has further improved the superb quality of these carpets by the addition of 20% Du Pont Carpet Nylon to give you all the traditional fine wool qualities plus added wearability. The blending of Du Pont Carpet Nylon with Barrymore's specially selected carpet wools now gives you:

- Up to 50% more wear
- Increased twist retention
- Outstanding crush resistance
- Clearer, brighter colours
- *All Barrymore carpets are moth proof—permanent type*




**Toronto Carpet Mfg. Co. Ltd., 1179 King St. W., Toronto**





You get so much more from carpets made with

Du Pont Carpet Nylon



When blended with wool, Du Pont Carpet Nylon improves texture retention and adds extra years of wear to better quality carpets... helps carpets keep their new look and luxury appearance far longer.

*Look for better quality wool/Nylon blend carpets by Canada's leading mills.*

Better Things for Better Living ...through Chemistry

DU PONT CANADA

DU PONT OF CANADA LIMITED • MONTREAL

## ARE YOU OPENING THE DOORWAY TO AN ACCIDENT?

If you fit hinged doors so that they swing into the room, you can cut down the hazard of people bumping into them. An outward swinging door is safe only when the door doesn't open into a traveled area in your home—and *never* hang a door so that it swings into a downward flight of stairs. It's also a good safety practice to isolate the bedroom area from the rest of your house by a door to prevent rapid spread of fire.

Another way to reduce household accidents is to install sliding or folding doors—and these are specially recommended for closets, because they also help to conserve space. Spring-activated and swinging doors can be a hazard when there are small children around. The inside of a closet door should have a handle that permits the door to be opened from inside. Also, clothes hooks on doors should be placed above eye level.




"That reminds me... have you seen the *new* Imperial *Streamlined* Decanter?"



For your convenience, this superb light whisky is now in a slim, *streamlined* Decanter . . . easy to carry . . . reflecting fine quality when you entertain. Be sure to try Imperial now. Whatever brand you've been using, chances are you'll prefer Imperial for its outstanding smoothness and mellow maturity.

IMPERIAL

EST'D W 1858

*Canadian Whisky*

*Hiram Walker & Sons Limited*
*Walkerville, Canada*

HIRAM WALKER EST'D 1858

IMPERIAL by HIRAM WALKER


## HERE'S HOW TO PACK AND MAIL XMAS PRESENTS

Doing your Christmas mailing? Many of us are just now, but sadly enough some of those carefully chosen presents are going to wind up in the Undeliverable Mail Office. It needn't happen if you take the advice that follows. And remember, if you have any unusual mailing problems, ask your postmaster *first*, before you even start packaging.

*The right way to pack:* surround heavy, fragile items with excelsior or shock-absorbing material. Pack in strong wooden boxes and label "Fragile — Handle with Care." Light, fragile items can go in corrugated cardboard containers, similarly labeled. Ordinary cardboard boxes such as shoe boxes are too fragile for use in the mail. If you have to use them, put several layers of strong paper around them and tie the parcel well with string.

Protect paintings, golf clubs, fishing rods and similar items with pieces of strong wood, a little wider and longer than the article itself. Wrap the edges and points of knives and other sharp objects so that they cannot cut through the covering. Foodstuffs must be packed in strong leakproof containers and marked "Keep from Heat."

*How big, how much?* The usual method of mailing Christmas gifts is by ordinary parcel post. However, there is also a domestic air parcel post and an international air parcel post. The rates for these vary according to destination and weight. Your local office can tell you about this.

Prepare parcel post packages so that the contents can be easily examined if necessary. Gummed tape or cellulose tape may be used, but it should be applied in short strips so that part of the parcel can be opened without having to rip open the whole of the wrapping. Weight limit for domestic parcel post is 25 pounds. Size limit is 3 ft. in length, width or depth, but the combined girth cannot exceed 6 ft.

Parcel post to the United States must also be prepared so that inspection is easy. The size limit for such packages is 3½ ft. in length, width or depth. Their weight limit is 15 pounds. All packages going to the U.S. require a customs declaration form attached to the parcel.

Parcels for delivery in most other countries must have adhesive customs declaration form 91B completed and affixed to the parcel. Your post office can tell you if you need one. Weight limit for overseas parcels is 20 lb., and size restrictions are the same as for the United States.

Remember to write the address at least twice on the parcel, front and back, and put the return address in the upper left-hand corner. Use ink or indelible pencil. Avoid abbreviations, because they can be misleading. Tie securely. Prepay postage fully and place stamps in upper right hand corner. Insuring your package is a good idea. And, for your sake as well as the Post Office's, mail parcels *early*.




GIVE CANADIAN Homes

*to all your special home-loving friends. It's the ideal gift that comes not once but twelve times all through the year*

YOU CAN WRAP UP ALL YOUR GIFTS RIGHT HERE!

CANADIAN Homes

CHRISTMAS GIFT ORDER FORM

*each gift* ONLY $2 *after the first!*

YOUR NAME
ADDRESS
CITY PROV.

CHB

*Special Christmas Rates:*
FIRST GIFT $2.50 (OR YOUR OWN SUBSCRIPTION)
EXTRA GIFTS $2 EACH
ADD $2 TO EACH GIFT GOING OUTSIDE CANADA

*please send Canadian Homes for one year as my gift to:*

FIRST GIFT $2.50 (OR MY OWN SUBSCRIPTION)
NAME
ADDRESS
CITY PROV.
SIGN MY GIFT CARD FROM
OR SEND CARD TO ME FOR MAILING

SECOND GIFT $2 TOTAL $4.50
NAME
ADDRESS
CITY PROV.
SIGN MY GIFT CARD FROM
OR SEND CARD TO ME FOR MAILING

THIRD GIFT $2 TOTAL $6.50
NAME
ADDRESS
CITY PROV.
SIGN MY GIFT CARD FROM
OR SEND CARD TO ME FOR MAILING

TO ORDER MORE GIFTS OF CANADIAN HOMES USE SEPARATE SHEET & ATTACH TO THIS FORM

PLEASE COMPLETE YOUR ORDER HERE

I ENCLOSE $ OR BILL ME IN JAN.
RENEW MY OWN PERSONAL SUBSCRIPTION
SIGNED
ORDER GIFTS TODAY. . . PAY NEXT JANUARY

FREE GIFT CARDS
A beautiful card, will announce each of your gifts, or we'll send cards to you for mailing.

FOR CANADIAN HOMES


# November brings bird-feeding time again




November's the time to finish up outside garden work. In many areas, winter has set in, the ground is frozen and snow is in the air. But, on a brisk November afternoon when exercise is invigorating, you'll enjoy the work of cleaning up leaves, stalks of perennials and other debris — and you can reserve the job of cleaning up garden tools and looking after house plants for the colder days. November may seem a bleak month — leaves are gone and flowers finished — but the change from the bright colors and the green of summer to the more sombre winter months can be fascinating to watch. Small details, such as the branch form of a crabapple tree, or the deep greenness of a Japanese yew, increase in garden interest because they have less competition from their surroundings.

Soon, bird feeders will be important to our feathered friends, so plan to stock up on food and get feeders up for the winter now. Place your feeder where you can easily see it from the house — even adjacent to a windowsill is not too close, because the birds will get used to its location and feed as though there were no audience watching. It's important to get the feeder up early. When the first real snowstorm comes the birds will discover it and make it a regular port of call. It usually takes about two weeks for the regular clientele to become established. Then you can watch for casual visitors of other kinds — redpolls, siskins, titmice — that may come occasionally. The seed mixtures available for feeders are good, but they also contain many seeds that will probably come up as weeds next spring in the area where the feeder is. Be careful not to spill the seed mixture on the ground. Place a large sheet of brown paper over the frozen ground to collect seeds dropped by the birds. Change it from time to time or remove it in early spring before moisture disintegrates the paper. If you need to buy large quantities of feed, try to buy the scratch grain that is sold for feeding chickens — many birds like it.

Protect your evergreens from heavy snows with wooden shelters, and protect tall, upright evergreens from breakage by tying up the branches with several horizontal wrappings of twine. Evergreen branches laid on the ground, and snow fences will catch snow in drifts to protect your garden. Plan to lay these now before the snow gets too heavy. Apply mulches to your tender plants to protect them from freezing and thawing in early spring — but be sure to place them when the ground is frozen.

### INDEX


| | |
|---|---|
| Gardener's Calendar | 41, 42, 44, 46 |
| This may be news to you | 46 |
| From my garden scrapbook | 46 |
| Good shade trees | 48 |
| More useful ideas from the Thuros' four-level garden | 51 |
| What you can plant between your patio paving stones | 52 |
| Grow patience plants from tip cuttings | 54 |


*Gardening Editor: Jane E. Little*



SOUTHERN ONTARIO

## *Last chance to work in garden!*

Gardeners in Southern Ontario can be sure that ground will freeze hard later this month, but there's still time for a little last-minute work in the garden.

Hardy lilies may now be arriving for planting; the bulbs ripen late in the season, and it's a race between the gardener and the frost to get them planted. Be sure to prepare the lily-bed soil well before you plant; dig in well-rotted manure below the planting area — at least a foot below — so there will be no danger of manure touching the bulbs and causing rot. Select a planting place that's well drained and, if necessary, build up the planting bed so that it's a few inches above the rest of the garden, because standing water can be fatal to lily bulbs.

Give your house plants a feeding with water-soluble

# KOREAN BOX



Korean Box as a low hedge.

*A valuable broad-leaved evergreen.*
*Excellent specimen plant — unequalled for a low dense hedge, or for edging flower beds.*

| | Each | Each per 5 or more | Each per 25 or more |
|---|---|---|---|
| 4- 6 inch transplants | $ .90 | $ .70 | $ .60 |
| 6- 8 inch twice transplanted | 1.50 | 1.20 | 1.00 |
| 8-10 inch bare root | 2.00 | 1.70 | 1.40 |
| 10-12 inch B & B | 3.90 | 3.20 | 2.70 |

**SHERIDAN NURSERIES** LIMITED

HEAD OFFICE: Box 181, Islington, Ont.
SALES STATIONS: 2827 Yonge St., Toronto.
Lakeshore Highway No. 2 at Clarkson, Ont.
North Service Road ½ mile West of Highway 27 and Q.E. Cloverleaf.
650 Montee de Liesse, St. Laurent, Montreal 9, P.Q.



"VALENCIA"

Aynsley ENGLISH BONE CHINA
REGISTERED TRADE MARK

"Valencia" a modern spray design of brown leaves and berries, and highlighted with turquoise colour, on pure white bone china, in the popular "Portland Fluted" shape, finished with gold edge.

*sold at better shops across Canada*

*Canadian Address: 94 Wellington St. West, Toronto*




house plant food now, to keep their growth healthy and vigorous, as it was when you brought them into the house in September. Look carefully for signs of insect and disease damage, too, and spray or dust — away from food preparation areas — for control. Next month may be a busy one, with preparations for the Christmas Season, and plants may be neglected a little, so check them carefully now.

Burn garden debris from perennials, and leaves collected in your garden cleanup, unless you're absolutely certain they don't contain any diseased material or insect eggs. This doesn't apply, in general, to tree leaves; ordinarily, you should use them in your compost pile, because the organic matter they contain is a valuable garden soil additive.

Labels for plants in your border should be legible and firmly in place; winter snow and rain can fade them. When spring comes, your memory may not be as good as you thought it was when you come to look for special plants, so check over your labels carefully now.

THE WEST COAST

## *Get your lawns in shape for the winter*



*John W. Neill*

November on the West Coast is a month of change and surprises in the weather; surprises even to the established West Coast home gardener. Storms cross the coast in rhythmic fashion, with days of rain alternating with days of clear, bright sunshine and fresh gales blowing from the west. All fog is blown away, and the nearby mountains, clothed with a fresh coat of snow, glisten in the sunlight.

There is a tang of frost in the air, but only on rare occasions will heavy frost materialize this month. It can happen if the continental air mass moves westward over the province and builds up sufficient high pressure to hold off the Pacific storms. We must remember that this is what happened in November, 1955, and be prepared in case it happens again. For West Coast gardens are not yet hardened to winter, and a sudden freeze can prove disastrous to your plants.



*Bright red berries still persist on the mountain ash this month.*

Take advantage of clear days to get lawns in shape — a final mowing followed by a light topdressing of screened compost.

There is always color in the West Coast November garden. *Hamamelis virginiana* is in bloom this month, as is the autumn cherry, *Prunus subhirtella autumnalis*. Camellia *sasanqua* may commence to bloom if it is on a south wall. Hardy chrysanthemums may continue through the month, and red and orange berried shrubs are at their best. Here, berries persist on mountain ash, hawthorn, cotoneasters, holly and firethorn, but offer little attraction to the birds this month—as they do in colder areas where a blanket of early snow may deprive them of food.

*(John W. Neill is an associate professor of plant science at U.B.C.)*

THE PRAIRIES

## *Time to combat the winter garden pests*



*F. L. Skinner*

Winter can be expected to set in any time after November 1, and you should make final preparations for its coming during the early part of this month.

Mice and rabbits are sometimes quite a problem. Set out poison baits for mice before the first snow falls. Tin cans with both ends cut out make excellent containers for such baits. They keep the snow from covering the bait, and at the same time protect it from birds. Roses and fruit trees are favorite targets for mice; use baits liberally near them. Probably the best way to protect plants from rabbits is to wrap choice stems with sacking or tough paper, or use chicken-wire fencing. Don't use tar paper or other dark-colored wrappings, because they are liable to cause sun scald by drawing the heat of the




You can wrap up 6 of

# Your CHRISTMAS Gifts

right here by giving CANADIAN Homes

**Fill in and mail these coupons (or the whole page) today**

mail this order form to

CANADIAN Homes
481 University Ave., Toronto 2

my name .....
address .....
city ..... prov. .....

Include my own ☐ new or ☐ renewal subscription

☐ sign and mail cards for me ☐ send cards to me

☐ I enclose $..... ☐ Bill me after Jan. 1
XAD-N-60

**1st gift $2.50** (or your own sub.)
each additional gift only **$2**
(Add $2 to each gift going outside Canada)

**Order now — pay later:** We'll gladly bill after Jan. 1st.
**Free gift announcement cards** will be sent to all your friends.

Homes



**3rd Gift $2**

please send a year of Canadian Homes as my gift to:
name .....
address .....
city ..... prov. .....
sign my card FROM: .....
☐ OR send card to me for mailing

Homes



**4th Gift $2**

please send a year of Canadian Homes as my gift to:
name .....
address .....
city ..... prov. .....
sign my card FROM: .....
☐ OR send card to me for mailing

Homes



**1st Gift $2.50**

please send a year of Canadian Homes as my gift to:
name .....
address .....
city ..... prov. .....
sign my card FROM: .....
☐ OR send card to me for mailing

Homes



**5th Gift $2**

please send a year of Canadian Homes as my gift to:
name .....
address .....
city ..... prov. .....
sign my card FROM: .....
☐ OR send card to me for mailing

Homes



**2nd Gift $2**

please send a year of Canadian Homes as my gift to:
name .....
address .....
city ..... prov. .....
sign my card FROM: .....
☐ OR send card to me for mailing

Homes



**6th Gift $2**

please send a year of Canadian Homes as my gift to:
name .....
address .....
city ..... prov. .....
sign my card FROM: .....
☐ OR send card to me for mailing

# YOU'LL HAVE FEWER COLDS THIS WINTER WITH THE

# Electrohome HUMIDAIRE



Choose from five furniture styled models. $49.95—$119.50 —or the new portable Humidette, only $29.95.

The air that heats your home is *dry* air—air that's lost all its moisture. To make up for this loss, it steals moisture from furniture, rugs and especially from *you!* Moisture is stolen from your nose and throat and this is how colds start. However, the Electrohome Humidaire helps prevent these colds by *replacing* the moisture in the air. It humidifies it, keeps it moist and sweet, washes it free of dust and pollen . . . and all for less than 1¢ a day! Find out more reasons why the Humidaire helps keep you free from colds.

*For free "Humigraph" and name of your nearest dealer, write to: Electrohome, Kitchener, Ontario*

ELECTROHOME VALUE

DEILCRAFT FURNITURE • TELEVISION • STEREO HI-FI • RADIOS • PHONOGRAPHS • HUMIDAIRES

MADE BY CANADA'S OWN *Electrohome*, KITCHENER, ONTARIO

3024






sun's rays. I find jute sacking excellent for protecting small evergreens and similar plants that are hardy with snow protection; sacking spread over plants and anchored by a few stones or bricks ensures that the plants will be covered by the first snowfall. If you use too heavy a covering of leaves or soil it is liable to smother evergreens, but coarse sacking and snow do not have this effect.



*Protect evergreens with sacking.*

Strawberries may suffer if you apply protection too early; wait until the ground is frozen before you attempt this task. In protecting tender roses make sure that the protecting material is kept dry by placing a sheet of polyethylene over the mulched rose bed after the bushes have been pruned and covered. Only hybrid tea and floribunda roses need severe pruning. Hardy shrub roses need only have weak shoots and worn-out wood removed from them.

*(F. L. Skinner of Dropmore, Man., is a developer of hardy plants.)*

THE MARITIMES

## *Protect roses before the first freeze-up*



*R. A. Fillmore*

In the Atlantic Provinces conditions will vary enormously this month. In Nova Scotia there will be time to do late gardening work, but along the north shore of New Brunswick, the ground may be freezing.

November may be your last chance to plant Dutch bulbs, either in the garden or in pots for forcing. You should also move in a few boxes of garden soil and sand for use in seed boxes in March and April, next year.

For those who have modern varieties of roses, this is the time to give them winter protection. Remember that only in the Yarmouth and Shelburne areas of Nova Scotia can you expect them to winter without protective covering. In the rest of the Atlantic Provinces, the average winter will kill or seriously injure all of the modern varieties.



*Plant Dutch bulbs for forcing.*

Do not prune roses in the fall. Tie a cord around each bush and draw the canes together. If you tie them in this manner, there is less danger of heavy snow or ice storms splitting and damaging them. Then mound soil up around the plants. It's better to move soil in from another part of the garden for this purpose, because you may damage the roots of your rose bushes if you dig between the plants.

Although I prefer soil, I believe sawdust will protect roses. If you have a sizable rose garden, it might be wise to use wide boards, one on each side of a row, spaced, perhaps, ten inches apart. Hold the boards in place with stakes, then fill the space between the boards with sawdust or peat moss. Then place brush over it all.

For many years, the Annapolis Valley was famous for climbing roses. But those were the days of the hardy ramblers. Today, people demand and plant the climbing sorts of many of the hybrid teas, and they are just not hardy enough for our conditions. So many gardeners want to know how these may be protected. Unfortunately, these plants are usually stiff and upright, and so the most effective procedure, laying them flat on the ground and covering them, is out. Various wrappings are being tried, including rock wool, wood excelsior and, sometimes, a few folds of burlap. Results obtained from using these wrappings are not too satisfactory in a really bad winter.

*(R. A. Fillmore, a Maritimer, has written three books on gardening.)*







*Canada's National Ballet wins acclaim everywhere for artistic performance*

*Canada's magazines stimulate interest in Canadian achievement*



Canada's National Ballet Guild has won acclaim throughout the world. It is unique — a towering achievement of Canadian art and culture. Its branches in cities across the nation provide instruction and inspiration to promising young dancers. Its exciting performances thrill audiences wherever the company goes.

Maclean-Hunter publications stimulate interest in talented young Canadians through articles that report their triumphs in many fields. They publish the works of our outstanding writers, artists and photographers.

Maclean-Hunter's national magazines, financial and business publications are published for Canadians. They report on achievement at home and interpret world events from a Canadian point of view. Together they preserve and strengthen the priceless vehicle of Canadian expression. They are, in fact, part of the Canadian way . . . the best way for Canadians.

MACLEAN-HUNTER PUBLISHING CO. LTD.

Head Office—481 University Avenue, Toronto 2 • 1242 Peel Street, Montreal 2 • 1030 W. Georgia Street, Vancouver 5



Other attractive Christmas cutouts are available at your lumber dealer.






OTTAWA-MONTREAL

## *In this area, winter is unpredictable*


*R. W. Oliver*

Winter protection is the gardener's main activity this month in the Ottawa-Montreal area. There doesn't seem to be any sure method of winter protection because we cannot predict the type of winter we are going to have. In our area, the last two winters we had were mild with plenty of snow. Perennials that received no protection came through beautifully; those that were mulched with leaves did not fare so well. In a harder winter, of course, the results would have been reversed.


*Use flowers of sulphur on roses.*

Similarly, with roses, those that were pruned and mounded in fall with no further protection, survived well. Others, surrounded by collars filled with insulating materials, were so well embalmed they turned out to be corpses. These protected normally by mounding and placing evergreen branches over the beds to hold the new snow came through the winter quite well. In a cold, open winter, the group protected by collars and insulation would probably have survived best.

The last few years, we have been dusting roses in November or early December with flowers of sulphur. This greatly reduces black spot and field mice do not like it, so it serves a dual purpose. *(R. W. Oliver is Chief, Ornamentals, Cent'l Exper'tal Farm, Ottawa.)*

### This may be news to you . . .

Darwin hybrids are new bulbs fast making a name in the bulb world. They're a cross between Darwins and the popular *Tulipa fosteriana*. Large and glorious, they flower with the form of the fosteriana, but at the same time as the Darwins—brilliant red, but all different. Best of these new bulbs are Apeldoorn, a big, scarlet-orange beauty with black and yellow base, and Holland's Glory, huge and flowering with early Darwins. London and Oxford are close runners up. Although it flowers very early, Red Emperor is still the best-known child of the fosterianas—everyone's favorite.

## FROM MY GARDEN SCRAPBOOK

*By Thelma Boucher*

## *I begin to sort out my European notes*



November brings its own particular chores; mine are mainly with my compost. There's such an abundance of good ripe green stuff to swell the pile when I tidy the garden. After I heap up the compost pile with this special organic material, I start to heap the winter mulching materials on the garden. This year, I have managed to save quite a bit of excelsior, that coarse woody fluff that is excellent for a mulch on the strawberry patch. It helps hold snow and leaves over and around the plants so that they don't heave with every alternate period of frost and thaw. Yet, when spring comes, this mulch material is easy to rake from the plants onto the path between the rows. Here, it acts as a good footing, and is ready to be pushed under the developing fruit to hold it above the wet earth and keep it clean. I wish I could get even more excelsior. I sing its praises.

When I put compost about the plants to improve the soil and let it work into the ground during the winter months, I find it's a good practice to keep it away from the tops of plants or rose bushes. I've heard several tales of woe from gardeners whose roses and other plants rotted away completely under a cover of compost between November and April.

The blue-and-gold days of November are precious in a garden. I look for the gold of maple and larch (even the maples seem more gold than red at this time), contrasting with the flashes of blue jays and the clear blue of the sky on crisp days. Even the busy little goldfinches add a wisp of yellow as I watch them industriously searching the sunflower heads still standing. Some late yellow 'mums are set off by autumn crocus. My euonymus is brilliant red, and I hear the occasional clear note of the white throats in the morning as they look ahead to warmer days further south. So, even November continues to enthrall in an Ontario garden.

The months ahead will be a happy time of reminiscing and sorting notes and pictures. These are great sources of inspiration and instruction after my journeying of this past summer; travels that included several old-favorite haunts, including Grindewald near Interlaken, Switzerland. Here, the early spring crocus made white carpets on the slopes close to the melting snow, and lower down the alpine meadows were rich in gentians. Cows even walked on them — which shocked me, because these glorious blue flowers are such rare treasures in our gardens. Then, I traveled on to Kitzbuhel, Austria, where I always marvel at the dozens of window boxes. I thought good old London, England, too, had spruced itself up with many more decorative window boxes and street tubs of shrubs and mixed annuals.


*Ladyslippers bloom in Norway.*

Our pension in Kitzbuhel was gay with boxes of petunias in several shades of blue, pink and lots of white. More elaborate plantings of begonias, violas and geraniums made a colorful decor at many hotels, and around tiny chalets up the slopes encircling this village. The front windows face interesting houses along the narrow streets, the rear windows have views, in all directions, of the mountains and the dark-brown chalets that are built at random up the heights. As in every other part of the world, new buildings are in evidence everywhere you look.

My notes on the Chelsea flower show in London will keep me busy. I was agog at all I saw there; the lush house plants, great plants of *Aechmea*, with their exotic flowers deep in the centre of the plants. These plants kept appearing in florists' shops on the continent — to my amazement. I'd never seen them outside a greenhouse. And in several cities they were rather nonchalantly displayed in the front window. The miniature roses, the varieties of fuchsias, and many other items of interest kept me on my toes at the Chelsea show. The outdoor layouts were as fascinating as the indoor exhibits, and more will appear in my scrapbook later from this source.

The botanical gardens at Edinburgh, Copenhagen, Bergen and other cities, all supplied pages for my notebooks. I keep maps of these gardens so that when I have an opportunity to visit them, I know what I want to see and where I want to go at each season. In Edinburgh, the rock gardens are fascinating, and a keen gardener is always grateful for the name tags on the specimens. While in Bergen, in June, I was bent over a quaint little new plant and my glance turned to a brilliant splash of pink close by — a clump of *Cypripedium Reginae*, the showy ladyslipper. So, I didn't miss seeing them this year, after all; I was delighted. Here they flourished (in blooms) in the heart of busy Bergen in Norway. Their companion shrubs in the botanical gardens there were *Kalmia*, or sheep laurel, another North American



Take Mr. Fix-It's Advice, confirmed by PETER WHITTALL, and with de SHERBININ CORK ADAPTER
MAKE YOUR FAVOURITE BOTTLE LAMP
In One Minute (no drilling needed)
Available at your Hardware, Department or Variety Store.
I. E. de Sherbinin Co.
147 FRONT ST. W. TORONTO, ONT.

irvine robinson co ltd

interiors
142 oakdale rd.
downsview, ont.


IS YOUR SUBSCRIPTION DUE?

Subscribers receiving notice of the approaching expiration of their subscriptions are reminded of the necessity of sending in their renewal orders promptly.

The demand for copies to fill new orders is so great that we cannot guarantee the mailing of even a single issue beyond the period covered by your subscription.


ADD NEW INTEREST TO FAMILY DIETS WITH
PURE BARBADOS FANCY MOLASSES


FREE 88-Recipe BOOKLET tells you how!
MAIL THIS COUPON NOW FOR YOUR FREE 88-RECIPE BOOKLET!
Pure Barbados Fancy Molasses has a rich, mellow flavour, and is an excellent source of calcium iron and carbohydrates . . . so necessary for both table and cooking use. But make sure that the words, "Pure Barbados Fancy Molasses" are on the label.
Barbados Fancy Molasses Co. Ltd.
P.O. Box 145, Halifax, Nova Scotia
Please send me FREE Recipe Booklet, "Make 'Em With Molly"
NAME
STREET
TOWN PROV.
BARBADOS FANCY MOLASSES CO. LTD., Bridgetown, Barbados, T.W.I.



*Red Seal Cedar Chest 56" long, in walnut or mahogany. Two main storage compartments, one tray, two drawers.*

A beautiful piece of furniture in its own right, this Red Seal Cedar Chest by Honderich is lined with fragrant cedar and features generous storage, lock, aluminum stripping closure, receding hinges—and $500 moth insurance. Truly a gift any girl will treasure for a lifetime.

# The romantic gift

Send 10¢ for your copy of our new illustrated catalogue.

*For name of your nearest dealer write to*

THE HONDERICH FURNITURE COMPANY LIMITED
MILVERTON, ONTARIO.



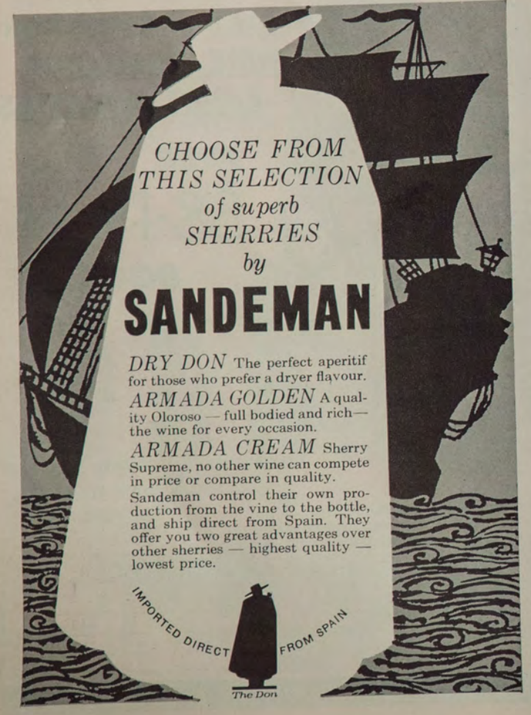





plant that is quite popular in British gardens, too. These two North American species were growing on a small knoll, which also surprised me, because I'd thought of them as needing low, moist ground. But, on second thought, I realized that the atmospheric conditions were vastly different here — it rains more often than not in Bergen. Here, they tell the story of a sea captain who turned out of the Bergen fiord on a bright sunny day, certain he'd made an error in navigation — it *couldn't* be Bergen! Actually, I loved the town, and the rain or mist was no deterrent to any expedition I wanted to make.

*(Thelma Boucher, long-time habit of our readers, appears often on TV.)*

## GOOD SHADE TREES

*By Barbara and Leslie Laking*

### *European larch turns to gold in autumn*



The host of desirable garden trees includes many coniferous, or cone-bearing types. Most are evergreen, but a few interesting ones lose their leaves in fall. The larches and some rarer relatives such as the bald cypress, *Taxodium distichum*, are unique in their winter nakedness. With larches, the seasons provide changing garden interest in contrast to the constant green of most of the other coniferous species. Several species of larch, in addition, adapt well to growing in rigorous climates.

European larch, a native of the mountainous regions of North and Central Europe, has been widely planted in Eastern Canada in reforestation programs. The North American native species, which we know as tamarack, *Larix laricina*, is primarily a tree that grows in bogs or swamps, and has neither the beauty of its European


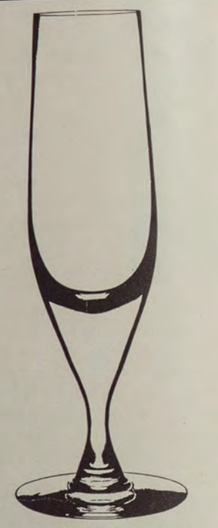

# GINA

THE SCULPTURED SWEDISH CRYSTAL BY BODA

# BODA

Available at fine stores throughout the world

Write for folders to
SAMACO TRADING LTD. • 604 Bayview Ave., Toronto 17 • HU. 1-1627







*The party is over... the hour is late... and oops! There goes the plate! But no harm done. That's the hidden beauty of Melmac*Quality Dinnerware. Drop it... whack it... wash it by machine. It's guaranteed by the manufacturers, for at least a year, against breaking, chipping, cracking. Made by many different companies, it comes in many lovely shapes, patterns, colors, many durable weights—in prices for every level of living. See them all at the Melmac Center in your favorite department store. Remember, only durable dinnerware that meets (or exceeds) the high standards set by Cyanamid can carry the Melmac tag of quality. Look for it!*




CYANAMID OF CANADA LIMITED • Montreal • Quebec
Sales Offices: TORONTO • MONTREAL • VANCOUVER

CYANAMID

*MELMAC IS THE REGISTERED TRADEMARK OF CYANAMID OF CANADA LIMITED







*Soft green summer foliage contrasts with larch's bare winter branches.*

counterpart nor the ability to grow in places that are dry.

The European larch, *Larix decidua*, and the rarely planted Japanese *Larix leptolepis* share honors for the most handsome larch.

*Larix decidua* is a fast-growing, tall tree, reaching heights of 60 or 70 feet. Young specimens display a beautiful form, with branches gracefully sweeping upward at the tips, well clothed with pendulous branchlets. Specimens at the Royal Botanical Gardens, Hamilton, planted in 1949 in good soil, have reached 30 feet in 12 growing seasons, with the average width of the tree rarely exceeding 12 feet in diameter. Trees 25 to 30 years of age are already displaying their characteristic mature habit—a broad form with long horizontal main branches, the lowermost sweeping the ground.

The soft, needle-like leaves are borne in tufted whorls on very short knobs along the branchlets, and on new growth are borne individually in spiral formation. The leaves turn golden-yellow in autumn, then drop. Larch seed cones are a feature of trees that have reached approximately 20 years of age; immature cones are an attractive red color. As they develop, they stand upright and grow to about two inches in length. After the seeds fall off, the cones remain on the tree for several years, creating interesting winter effects.

In spring, larches in the misty green stage are among the most beautiful of trees. As soon as the tips of the new leaves emerge, there is a transformation from the beige tones of bark to the freshest green imaginable. This transformation increases until each branchlet is clothed. There is a softness about the appearances of larches which is an important part of their garden appeal. Summer color is green; autumn changes this to gold.

European larch is easy to grow, tolerant of a wide range of upland soil conditions, and easily transplanted when young. It will grow in partial shade, but develops more handsomely in open areas. Less hardy, perhaps, than our native tamarack, it has, nevertheless, a remarkable hardiness range. Its successful culture at experimental stations at Morden, Man., and Indian Head, Sask., are evidence of this. Plants are raised from seed — special forms of the European larch are propagated by other means.

*(Mr. Laking is director of the Royal Botanical Gardens, Hamilton.)*

*Coming in December*

**FIVE-PAGE SELECTION OF CHRISTMAS GIFTS BY MAIL**

*Chosen by Peter Keay*

CANADIAN Homes






REMOVABLE HEAT CONTROL FITS ALL THREE APPLIANCES $8.50*

Sunbeam AUTOMATIC ELECTRIC GRIDDLE
Cooks 15 large hamburgers at one time. Features new triangular shaped element. $21.95*

Sunbeam AUTOMATIC ELECTRIC FRYPAN
with exclusive Lite-Fry" lever for greaseless cooking. Easy-to-see Fryguide on handle. In 2 sizes. From $14.95*

Sunbeam AUTOMATIC ELECTRIC SAUCEPAN
popular 3-quart size. All three appliances completely immersible when control removed. $19.95*

Start hinting for these Sunbeam gifts NOW!

*Fair Retail Value



NEW DELUXE Sunbeam MIXMASTER HAND MIXER
Features push-button beater ejector; full mix beaters; thumb-tip control, wide heel rest; powerful motor. Cord is removable; unit stores neatly on wall. 5 colors. From $26.95*






*Sun porch faces south to take advantage of sun's heat in spring and fall. Plastic roof panels can be added to roof when the summer sun gets too hot, can be removed as season cools.*

## MORE USEFUL IDEAS FROM THE THUROS' FOUR-LEVEL GARDEN

*Continued from page 23*

Carl and Cathy Thuro's Toronto garden on pages 22-23 was designed and built to provide the family with a place to sit outdoors in good weather no matter what the season. It also includes several good ideas that any backyard gardener can copy. For instance, there's the removable roof on their sundeck. The Thuros slip plastic panels into place when the summer sun makes the deck too hot for comfort, then take them down again in the fall. Wood strips screwed into the panel supports hold them in place. The steps on their bank are simple and sturdy; the risers are held in place by stakes driven into the bank and by stringer boards at the sides. Crushed tile-topped earth forms the steps.

The shade garden in their front patio was a surprise to Cathy Thuro. Begonias and patience thrive there, but two varieties of juniper are flourishing, too. She credits the preparing of the bed—it was dug to a depth of 2½ feet, then filled with a mixture of topsoil, well-rotted manure and peat moss. The edging is old brick.



*A large, Early Canadian stoneware jug is filled with cut flowers to provide gay and decorative accent on the steps connecting the courtyard and the breeze-way at the front of the house.*



*Double edging of tile makes a neat border around trees. Flowers fill in between the rows of tiles, and gravel covers bare ground at the tree base.*



*Easy-to-make steps have no treads, but risers are held by stakes at front and stringers at sides, then filled with crushed tile-topped earth and gravel.*



*Shade-loving plants (begonias, patience) thrive in brick-edged bed in court. Bed was dug out 2½ feet, filled with topsoil, manure, peat moss.*



*Boys find tree well—essential to protect tree when land is filled—an interesting place to play. Well is made of concrete block with wood edging.*




Sunbeam DELUXE AUTOMATIC MIXMASTER MIXER
Mix-Finder dial puts 22 mixing operations, 12 speeds, at your fingertip. Large bowl-fit beaters; automatic bowl-speed control; automatic beater ejector. 5 colors. From $56.95*

NEW Sunbeam COMPLETELY AUTOMATIC DELUXE PERCOLATOR
8 cups of delicious coffee in 5 minutes. Made of copper, nickel and chrome plated inside and out—8 or 10 cup size. From $37.95*

Sunbeam RADIANT CONTROL TOASTER
The only completely automatic toaster; adjusts to moisture content of bread. Lowers toast automatically; toasts exactly desired shade. Toast rises silently when done. $39.75* Also, Sunbeam Automatic Toaster $28.25*

Sunbeam CONTROLLED EVEN HEAT AUTOMATIC FRYPAN
Has extra fast-acting thermostat to assure exact even heat for all cooking operations. Easy-to-see Fryguide on handle. Water-sealed element. 3 sizes. From $21.95* Vented metal and heat-resistant glass covers available.

Sunbeam ELECTRIC CAN OPENER
Opens any shaped can in seconds . . . fingertip does all the work. Flip-up magnetic lid holder. No sharp edges. Easy to clean. Available with or without stand. From $26.95*

Sunbeam CONTROLLED HEAT DELUXE HAIR DRYER
Fast; comfortable; adjustable to any head size or hair-do; leaves hands free. Attractive carrying case. Beige only. $36.95. Also model HD in pink, blue or turquoise. $31.95*

Sunbeam STEAM OR DRY IRON
Switches easily from steam to dry. Heats in 30 seconds; steams in 2 minutes. Exclusive steam-flow vents give an all-over cushion of rolling steam. Stainless steel water tank can't rust. $21.45* Also, Sunbeam Dry Ironmaster Iron. $13.50*

Sunbeam CONTROLLED COMFORT ELECTRIC BLANKET
Shrink-resistant. Non-allergenic. Nylon content. Soft, light, long-wearing material. Machine washable. Pilot light on easy-to-see control dial. Single or dual controls. From $32.95* Also, deluxe model. From $39.95*

Sunbeam FLOOR CONDITIONER
Scrubs, waxes, polishes, buffs. Lightweight; stores easily. Fingertip control. Complete with polishing brushes and buffing pads. Model 610 $51.75* Scrubbing brushes, rug cleaning attachment and new wax dispenser at slight extra cost. Also, model 620 at $39.95*

Sunbeam DUAL DELUXE VACUUM CLEANER
30% more pick-up power. Exclusive 1½ H.P. motor, compact, lightweight, easiest to use. Rolls easily on 2 large wheels. Complete with rug and floor nozzle; upholstery and drapery nozzle, dusting brush and crevice tool. $99.50* Turbine brush attachment available. $29.95*




French Tease girdle $11.00 panty $12.50 Secret Hug bra $5.00 to $7.00. For store, write Olga—c/o

Gossard
366 Adelaide St. West, Toronto


PHOTOGRAPHED BY ROCHE



*Thyme, fragrant when walked on, gives this flagstone patio a pleasantly informal quality. Taller plants are accents on the non-traveled borders.*

## WHAT YOU CAN PLANT BETWEEN THE PAVING STONES IN YOUR PATIO

*by Jane E. Little*

Many gardeners wonder if they can grow plants between the paving blocks in their patios. The answer is a qualified yes. You can, if you choose the right plants and if your paving is laid on sand. If you're laying patio paving on concrete, you can make planting pockets as you build; after the patio's finished, it may be difficult to lay soil in the divisions.

Plants that are low and matlike in effect, that don't spread too rapidly, are a good bet—they won't ramble all over your walking areas. The alternative to these could be constant vigilance with shears and weeder. If your patio's in full sunlight, choose plants that thrive in hot, dry places; reflected heat from surrounding paving makes life difficult for plants that like to be cool and moist. Avoid getting plants with fleshy crushable leaves; they can stain the paving and make it slippery.

Low-growing plants you might choose are rock garden plants and some of the common herbs—thyme is popular because it is fragrant when crushed. Dwarf phlox, sandwort *(Arenaria verna)*, aubretia, low-growing sedums, ajuga and grass pink are also suitable. For variety of height, you might plant something tall—Iceland poppy, perhaps—in a "non-traffic" area.

Planting pockets should be four to six inches deep and extend about six inches altogether under the adjoining stones. Fill them with a good soil mixture, water it down before planting and add soil if necessary. After you plant, water and shade until the plants are established.

Grass between flagstones? Many gardeners like the effect, but remember it's a lot more work keeping the strips of grass neat and uniform than it is to care for informal, low-growing rock plants. □


BY APPOINTMENT TO HER MAJESTY THE QUEEN BISCUIT MANUFACTURERS, PEEK FREAN & CO. LTD. LONDON, ENGLAND

*Have* **YOU** *tasted*

PEEK FREAN'S "FAMOUS QUALITY"

**CHOCOLATE BISCUITS?**

Peek Frean's "Famous quality" Biscuits coated with smooth rich milk chocolate. Try them and judge for yourself.




**PEEK FREAN'S**

*makers of famous* Biscuits *for over 100 years*

M666


## Do you like Compliments?



Expect a rush of "Ohs" and "Ahs" when guests see your Oneidacraft *Deluxe* Stainless. It's solid stainless with a flawless finish and perfect balance—never needs cleaning or polishing. Choose from three graceful, modern patterns. Oneidacraft *Deluxe* Stainless is created by the makers of "HEIRLOOM"* Sterling and "COMMUNITY"*. . . the finest silverplate.

*Available in Open Stock or Complete Services. 16 piece starter set for four in gift box $16.50.*

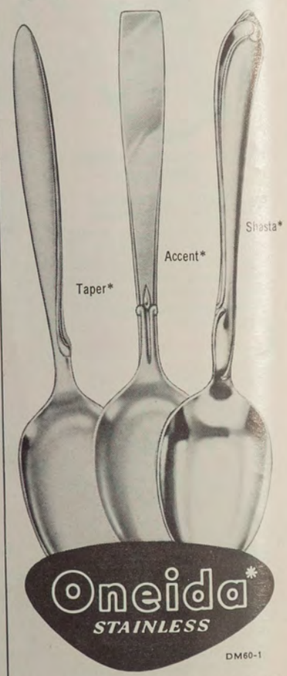


DM60-1

*Trade marks of Oneida Ltd. Niagara Falls, Canada

MADE IN CANADA BY CANADIAN CRAFTSMEN!




# SAVE $21.50

## FAMOUS BEAVER CIRCULAR SAW

*REGULAR $91.00 VALUE—ONLY $69.50*

*Slightly Higher West of the Lakehead*



**BEAVER 1200**
8", Tilting Arbor Circular Saw complete with rip fence, mitre gauge, guard and steel stand.
Cat. No. 1250

Here's a value-packed offer you won't want to miss if you've ever wanted to start a power tool workshop—or plan to broaden the range of projects you can handle yourself. Now—for a limited time—you can get this Beaver 8" Tilting Arbor Circular Saw complete with steel stand at a lower-than-ever-before price that saves you $21.50!

Leave it to Beaver—leading name in quality power tools—to deliver professional results every time for beginner or craftsman. This saw has *built-in* precision and safety—gives you dozens of features that assure a lifetime of satisfactory performance. With the convenience of Beaver Fingertip Control you can make fast, easy, accurate cuts on any size job—plain or fancy. So whether you'll use it for fun, for family savings or both—get this Big Beaver Buy NOW.

*All Beaver Power Tools are made in Guelph, Ontario.*

**GET THESE ACCESSORIES WITH YOUR SAVINGS!**

Extend your skill, add versatility with useful Beaver Circular Saw accessories.






*HURRY—OFFER LIMITED!*

**Visit your Beaver Power Tool Dealer Soon . . .**

**For the name of the dealer nearest you, write:**

Beaver Power Tool Division, Rockwell Manufacturing Company of Canada, Ltd., Box 420, Guelph, Ontario

ROCKWELL MANUFACTURING COMPANY OF CANADA, LTD.

**BEAVER**
POWER TOOLS

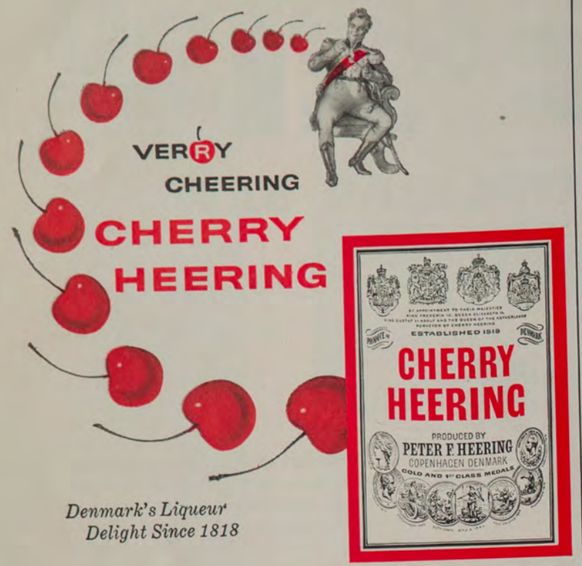


*Denmark's Liqueur Delight Since 1818*







## GROW PATIENCE PLANTS FROM TIP CUTTINGS

*by Jane E. Little*

Patience plants, *Impatiens,* with their glossy green leaves and attractive phlox-like flowers of red, pink or coral, are popular house plants. And they're becoming widely used outdoors in shady plantings. You can buy small plants to put outdoors in spring, but if you'd like to grow some of your own for planting outdoors next year, here's the best way to do it. The plants root easily from cuttings and tend to become leggy as they grow older; so make your tip cuttings from larger plants that are leggy, as shown in the photographs below.



*Make cuttings from vigorously growing tops of long stems. Cut the stems off cleanly, leaving the top three or four inches, which is the "cutting."*



*Trim lower leaves so cutting can be inserted one or two inches into rooting material. Only trim leaves that would be covered by the vermiculite.*



*Insert cuttings in moist vermiculite and keep from bright light for a few days, then move to bright window. Plants can be potted in three weeks.* □




No. 6052. Spice Box Commode in Genuine Cherry

*the Quinte Collection*

comprises bedroom, dining room and living room groupings inspired by heirlooms handed down from the United Empire Loyalists who settled near the Bay of Quinte. The Quinte Collection is produced in Genuine Cherry . . . the authentic wood of the early Canadian colonial period . . . with appropriate hardware.

•

For a set of brochures showing all Gibbard bedroom, dining room and living room furniture send 25c to Dept. H., The Gibbard Furniture Shops Limited, Napanee, Ontario.

*1835 - 1960*

GIBBARD
OF NAPANEE






*a low-cost*
**HEATHKIT® HOME ENTERTAINMENT CENTRE**

First, there's an exciting moment when this truly unique gift is unwrapped . . . then happy hours of "do-it-yourself" assembly (made easy with Heathkit's step-by-step construction manual). Finally—for the whole family—there's years of musical enjoyment with second-to-none HEATHKIT High Fidelity! For a free catalogue listing more than 150 low-cost, easy-to-build HEATHKITS, mail this coupon:

DAYSTROM LIMITED
2 RAITHERM ROAD, TORONTO 19, ONT.
Please send me the current HEATHKIT catalogue.
NAME .....
ADDRESS .....
CITY ..... PROVINCE .....
6043










SPECIAL OFFER TO CANADIAN HOMES READERS

# HERE in one book for you IS CANADA...

From the pages of Canada's great national magazine comes this fascinating selection of stories, articles and features . . . retelling and reliving the most dramatic events of fifty colourful years!

## MACLEAN'S CANADA

*Edited by Leslie F. Hannon* *Designed by Gene Aliman*

### UNIQUELY WRITTEN—UNIQUELY ILLUSTRATED—*UNIQUELY YOURS!*

If you've ever wondered what it means to be a Canadian, if you've ever felt your heart lift at the sight of a maple leaf on a shoulder patch, then you'll love MACLEAN'S CANADA. Here truly is a book that is Canada herself—as real as her rolling landscape and stupendous scenery . . . as colourful as her ports, villages and cities, as memorable as her most memorable characters . . . a sheer inexhaustible variety of delightful reading covering the story of Canada from coast to coast and from the earliest times to the present.

Read as Thomas H. Raddall tells how George Washington lost Canada, as Thomas B. Costain portrays Jean Talon, New France's great Intendant and Mazo de la Roche gives you some of her "writer's memories." You follow Marilyn Bell's epic swim across Lake Ontario, live the grim story of Newfoundland's Beothuck Indians, "the people who were murdered for fun," and recall again the career of Billy Bishop—the greatest combat ace of them all! The Kingdom of the Saguenay, the Klondike Gold Rush and the making of the prairies jostle along with the losing battle fought by the horse against the automobile and a mountaineering tragedy in British Columbia.

The roster of the writers themselves reads like a Canadian literary "Who's Who" . . . Blair Fraser, Bruce Hutchison, Farley Mowat, Morley Callaghan, Hugh MacLennan, Pierre Berton, Stephen Leacock, Robert Fontaine, Joseph Schull, Robert Thomas Allen, Gabrielle Roy, Roger Lemelin, Ralph Allen, and a host of others whose very names are a guarantee of first class entertaining reading.

**Picture Albums that Capture the Past and Present in Startling Fashion!**

One of the most amazing and unique features of MACLEAN'S CANADA is the series of six albums in colour and black and white which supplement the text with photographs that go back over fifty years! Some of them are extremely rare, others are by men who have made world-wide reputations, like Karsh of Ottawa . . . here are the provinces of Canada as interpreted by Canada's best photographers—and reproduced in glowing colour . . . Canadians who helped make our history . . . a complete album in full colour showing paintings by artists who have revealed Canada to herself . . . ordinary Canadians at work and play . . . the newly rediscovered work of William Notman, famous Montreal photographer, who in eight pages of amusing, nostalgic pictures, taken with bewildering skill before 1900, shows what your grandfathers and grandmothers looked like in the days of buggy and bustle . . . and a final album recalling stirring highlights in Canadian sport. Never before has such a collection of rare and beautiful photographs of the Canadian scene been assembled.

**Lasting Entertainment for the Whole Family**

As varied as Canada herself, as inexhaustible as her resources, it's all here . . . the quiet beauty of her countryside, the new sophistication of her cities, tragedy and comedy, humour and heroism, the murmur of life in a pond, the terror of murder and massacre. Your family will love MACLEAN'S CANADA and this beautifully designed, handsomely bound book is ideal for gifts. For this is a book written by Canadians for Canadians. Read only a few pages, glance at only some of the illustrations. Your eyes will light up with recognition and you will say with deep conviction, "Yes, *this* is Canada." That is why we think you will want to own MACLEAN'S CANADA now—because it is *uniquely yours.* Send in your application.

MACLEAN'S CANADA is selected and edited by Leslie F. Hannon, and designed by Gene Aliman. Text is printed on finest Oxford English finish stock. Illustrations printed on suedetone enamel finish. Bound in cloth over heavy board and enclosed in five-colour varnished jacket. Size 7½" x 10⅝".

**A PERFECT CHRISTMAS PRESENT**

Relatives, business friends, etc., will really appreciate this beautiful book as a gift.

**ORDER NOW! SAVE MONEY!**

By ordering now you can receive this handsome volume at the special pre-publication price of $7.50. (post-publication price $8.50). Send in money order or cheque with order and we pay postage and handling costs.

McClelland & Stewart Limited
Dept. C2, 25 Hollinger Road
Toronto 16, Ontario

*Please send me — copy(ies) of* MACLEAN'S CANADA *at $7.50 each. Total $.....*

NAME .....
(Please print)
ADDRESS .....
CITY ..... ZONE ..... PROVINCE .....

☐ *Cheque or money order enclosed to save postage*
☐ *Bill me $7.50 per copy plus postage and handling costs.*

**GOOD ONLY UNTIL OCT. 31, 1960**

*Ice Rose*—An incredibly fragile rose blooms airily on purest white bone china. The 5-piece place setting $11.45.

*Asia*—Inspired by the ancient "Greek Key" design and flawlessly executed on a border of Highland Green. The 5-piece place setting $23.80.

*Presenting the Wedgwood Bridal Group*

*on pure pure white English bone china*

Here are four patterns—each one with its own appealing beauty and timeless quality of design . . . ingredients so inherently Wedgwood. Whether the pattern has the calculated symmetry of "Asia" or the delicate quality of "Ice Rose," it is perfectly set off by the world's whitest English bone china. Here is Wedgwood. What could be more fitting for a bride, more cherished by a wife?

*Grecian*—Softly polished gold applied (with exquisite restraint) to form a classical montage. The 5-piece place setting $25.45.

*Hathaway Rose*—Colors plucked intact from an English garden and transplanted to Wedgwood bone china. The 5-piece place setting $14.70.

Choose your Wedgwood pattern from this page or from the Wedgwood shop near you. And why not start your bridesmaids on *their* Wedgwood too!




*Cut out Mme. Benoit's lesson along this line.*



# BUFFET WITH A DIFFERENCE

*Here's how to be successfully different in the dishes you serve and the way you serve them*

By MADAME JEHANE BENOIT

THE ONLY ROAD to a successful buffet supper is: Be different. Be personal. When you break the traditional pattern of a party, you find your guests are more alert, more gay, more interested — and you will have a better time.

If you're the elegant, imaginative, intelligent and, at times, sophisticated woman I feel sure you are, you won't want to serve the eternal ham, turkey, potato salad, celery and olives, ice cream. For years, this meal — good, bad or indifferent — has appeared everywhere. But, however well it's served, it's still the same buffet dinner and it's lost a lot of its appeal.

No party can give you more pleasure to prepare, or more scope for your creative powers, than a buffet supper. For special occasions when you want to splurge, you can try great chefs' recipes, foreign cooking, or an outstanding recipe of your own — and create a beautiful table setting to match the food and the mood. If economy is the rule, you can still do something different and simple, yet personal and attractive.

Like objects, food can take on many shadings of value, depending on the personality of the hostess. The food she serves and the way she serves it expresses any fine shadings of value she possesses. These last few words — my personal idea — explain why I feel strongly about the set pattern of serving a buffet of turkey, ham, potato salad, etc. On the next page I give you some rules to follow for a successful buffet, as well as some classic dishes to serve. The rest is up to you!

## *Setting a suitable table*

A successful buffet begins with a well-planned "ensemble." Whether it's a large casserole — a one-dish meal — or an elaborate affair, what's important is to make it one "momentous whole." The table, centrepiece and atmosphere of the room where it's served — all must be related to the food, guests and purpose of the party.

A buffet supper can be served on anything from a card table to an elegant period piece; it's only a matter of taste and choice. If you live in a small apartment without dining facilities, a large, round table-top cut from plywood is inexpensive to make. When the party is over, the table disappears behind a door or cupboard. For a romantic look, the tablecloth should touch the floor. I have found wonderful tablecloth materials in the dress goods and upholstery departments of large stores. You can make a tablecloth in a few hours — but choose a washable material. Or you may prefer a contemporary setting — no cloth, very modern accessories and centrepiece — with a rather bare look. Like the choice of food, the choice of a table for the successful buffet is made according to one's personal sense of value.

Choosing a centrepiece is a matter of flair, budget and personal creative powers. But what is important is having it part of the "ensemble." Here are some suggestions for centrepieces:

CURRY BUFFET: Use as a centrepiece, a multi-storied bamboo birdcage (see above). I placed long spikes of green foliage inside the cage with a spray of flowers coming out the side. The little figurines are held in place with plasticine. The "puppadums" I am holding in the photograph above add to the centrepiece their beautiful shape, color and airiness. They are "puffs" of Indian pastry I serve with curry.

COLONIAL: Put long tapers in each section of an old tin candlemaker, except for two filled with ivy. Surround this with earthenware dishes and a casserole on a dark linen cloth, or on bare wood.

ITALIAN: Place a Della Robbia crown flat on the table. Make the crown with large lemon leaves, limes, lemons, whole walnuts and black grapes. Set low candle holders with long tapers inserted in them, in the middle of the crown.

ORIENTAL: A pair of embroidered and pearled Japanese slippers, one filled with bamboo sticks to form a flower design, the other with a single magnolia, its shiny leaves set on colored petals.

*Good living à la Benoit*



*Good living à la Benoit*

# Quiz yourself on these points before you decide on your buffet menu

Now that we have dealt with the visual presentation of the buffet, we come to the next important part, the food.

Your choice will control the tempo of the meal. If you have only six or eight guests, you can serve some of your spellbinding dishes. They're perfect when you have a few guests, but they must be served at their very moment of perfection. However, if you have from 15 to 50 guests you'll want to serve the one-large-dish type of buffet that can be prepared ahead and served when you like.

In composing a menu for your buffet you must ask yourself a number of questions such as:

What foodstuff is now at its peak at the market?

What dish can be prepared with it, or what menu built around it?

How can the food fit the table setting?

What drinks and hors d'oeuvres will suit the main dishes?

Before answering any of these, remember the old and tried "three"—color, flavor, texture; they have ruled the tables of the world for centuries, wherever fine eating was a true art.

Don't forget that a well-balanced menu helps your guests' digestion, too. Don't make your buffet too creamy, or your sauces too highly spiced—and your guests will thank you.

## Here are three hors-d'oeuvres with a flair

Serve fresh oysters or clams in tiny Chinese bowls or Japanese *sake* cups, and cover with sherry or a cocktail sauce of your choice. No forks are needed. Or serve small individual casseroles filled with fresh lobster or shrimps, topped with melted butter, lemon juice and your favorite herbs. Serve them hot or cold, set on a tray with small forks and refill the casseroles as they're used.

Place smoked oysters on small squares of Swiss cheese, and skewer with a cocktail pick. Serve these in a basket or in a wooden bowl — and let each guests use the pepper grinder as he pleases.

After the *hors-d'oeuvres,* just before dinner, why not borrow an idea from the gracious Japanese? Pass a tray of attractive small towels wrung out in perfumed hot water for your guests' fingers.

## Three soups with an individual personality

### *Velours consommé*

Bring to boil 1½ qt. (6-7 cups) diluted canned consommé, or home-made consommé. When boiling, gradually add (stirring all the time) 1/3 cup minute tapioca or minute star-shaped noodles. Boil for 10 minutes, stirring once or twice. When ready to serve, beat in bowl with hand beater, ½ cup light cream, ¼ cup sherry, 1 egg yolk, ¼ tsp. basil. Beat this into hot consommé and heat together without boiling.

### *Marlborough jellied consommé*

Bring to boil 1 cup port or red wine, ½ tsp. tarragon, 1 tsp. fresh minced chervil (when available), 12 peppercorns. Boil until mixture is reduced to ¼ cup. Strain into 4 cups of chicken (or canned diluted) consommé. Bring to boil, and stir into boiling consommé, 1 envelope unflavored gelatine, previously soaked for 5 minutes in ¼ cup cold water. Stir until gelatine is dissolved. Beat 2 egg whites until foamy. Add to consommé and stir briskly with wire whip or hand beater. Salt to taste, and strain through sieve lined with linen. Cool, and add another ½ cup port. Refrigerate until ready to serve. To serve, break up jelly with spoon and serve in champagne glasses. Garnish with small (coffee-size) spoonful of black caviar mixed with a little lemon juice.

### *Florentine fish broth*

Melt 2 tbs. butter in deep saucepan, add 2 tbs. olive oil, 1 medium-size carrot, sliced, 1 onion, sliced, 3 stalks celery with leaves cut coarsely. Cover and cook over medium heat for 10 minutes. Add 2 large fresh tomatoes, unpeeled and chopped. Salt and pepper to taste. Add 8 cups boiling water, cover and simmer for 30 minutes. Add 2 lbs. haddock or halibut; 1 bay leaf; ¼ tsp. thyme. Cover and simmer for 20 minutes (do not let water boil). Remove fish carefully using a spatula, and set aside. Strain broth and bring back to boil and add 1 cup very fine noodles. Simmer 12 minutes. Add ¼-½ lb. raw shrimps, peeled and diced. Simmer 5 minutes. Serve with bowl of grated parmesan cheese. Let each guest sprinkle cheese to taste. Fish can be cut in small pieces and added to soup in place of shrimps, or used in casserole, served on rice with hollandaise sauce.

## Three easy-to-make gourmet main dishes

### *Loin of pork black diamond*

Soak 10 large prunes in hot apple juice for ½ hour. Drain, saving liquid. Stuff a 4-lb. loin of pork with prunes, placing them so as to make an attractive pattern when meat is cut. (Best way is to place prunes next to each other under loin of pork and bring back other side of meat to cover them.) Rub meat all over with salt, pepper and ½ tsp. ginger. Tie roast with string to give it a nice shape. Place in small roasting pan and roast, uncovered, in 325F. oven 40 minutes per pound. Baste with remaining apple juice 3 or 4 times during cooking period. When done, remove from oven and pour ¼ cup orange or apple juice on meat and sprinkle with a few caraway seeds. Place meat on sheet of aluminum paper, wrap, cool and refrigerate for at least 24 hours.

To drippings in pan, add 1 tsp. currant jelly; ¼ tsp. ginger; 1 cup water. Bring to boil, scraping bottom and sides of pan at same time. Add 1 envelope unflavored gelatine previously soaked 5 minutes in ¼ cup cold water. Stir into hot gravy until dissolved. Strain through fine sieve and pour into small containers to make individual portions, or in large flat container that can be cut when cold into 2-inch squares to be served with meat. Gravy will form a thick brown jelly in bottom with layer of fat on top, and is delicious to spread on bread.

### *English pilaff of chicken*

Melt 4 tbs. butter in saucepan. Add 1 cup uncooked rice (long grain) and stir in butter until rice is golden-brown. Add 2 cups consommé, undiluted; ½ cup white wine; ½ tsp. basil or tarragon; 1 tsp. salt; pepper to taste. Bring to boil, cover and simmer over low heat for 15 minutes. At same time fry quickly in butter, 1 lb. cleaned chicken livers. Remove from pan, add 2 chicken breasts cut in two, (or 6 wings). When brown, remove from pan and brown in remaining fat, 6 bacon slices cut in two. Add chicken livers, chicken breasts and bacon to rice. Mix well with fork, and pour into attractive casserole. Cover and refrigerate until ready to serve. (This casserole can be prepared 12-24 hours ahead of time.) To serve, uncover, sprinkle top with buttered bread crumbs and heat in 400F. overn 20-25 minutes, or until top has baked to a nice brown crust.

### *Curry of flounders*

Place 2 lbs. of flounder filets into thickly buttered shallow casserole. Sprinkle with salt and pepper. Melt 3 tbs. butter, add 2 tsp. curry and 1 medium-size onion, minced. Stir into butter 6-8 minutes over medium heat or until onion is soft. Spread onion and curry mixture over fish. Then spread this with 4 tbs. finely minced chervil or parsley. Pour 1 cup cream over all. Cover and bake in 350F. oven for 30 minutes (only when ready to serve). Serve with a dish of hot, boiled long-grain rice and surround with individual bowls, each filled with a different garnish. Here are a few suggestions: dried apricots; chopped grapefruit sections; hard-cooked eggs, chopped; minced salted almonds; whole salted peanuts; diced green peppers; chutney; shredded coconut (fresh, if possible); bananas, peeled and sliced and rubbed with lemon juice; mustard pickles.

To complete this curry dinner, prepare a basket of puppadums fried according to the directions given on the box. (I am holding a tray of puppadums in the picture on the preceding page.)

## Two classic sweets to make a happy ending

### *Peach savetier*

Peel and slice enough peaches to measure 2 cups. Sweeten with ½ cup sugar and mix in 1 beaten whole egg. (When fresh peaches are unavailable, replace by one 10-ounce box frozen peaches, thawed and mixed with beaten egg. It's unnecessary to sweeten frozen peaches.) Pour fruit into well-buttered pudding dish. Beat 2 egg yolks until light, and add 1 tbs. fruit sugar and 1 tbs. potato flour or cornstarch. Continue to beat until mixture is very light and fluffy and forms a sort of ribbon when dropped from a spoon. This is easily done in an electric mixer. Add ½ tsp. almond extract and fold in 2 egg whites beaten stiff. Pour this light batter over peaches and bake 30 minutes in 400F oven. Serve hot or cold with a light custard sauce.

### *Apple Charlotte*

Peel, core 8-12 cooking apples. Chop coarsely and place in saucepan with 3 tbs. butter, grated rind of ½ lemon, 1 tbs. water. Cover and simmer 15 minutes or until apples are soft. Sweeten to taste and add (when available) 1 tbs. apricot jam. Pass through a sieve to make a thick purée, or leave apples in pieces.

Trim crust from 8-12 slices of bread. Cut some slices into circles, others into 1-inch strips. Dip circles, one by one, into melted butter and line bottom of buttered Charlotte mold (a shallow, round, straight-side mold), or of any other mold of your choice. Overlap bread circles to make an attractive pattern. Line sides of mold with 1-inch strips also dipped in butter. Fill prepared mold with cooked apples. Cover with buttered paper, bake 40 minutes in 350F. oven. When cooked, invert the Charlotte on a plate and let the mold stand 15 minutes before carefully removing it.

*Cut out Mme. Benoit's lesson along this line*



## BRIGHT IDEAS FROM THE HOUSE THAT WATCHES THE SHIPS PASS BY

*Continued from page 29*



*Marble-topped baking counter in Mrs. Mae Morrow's West Vancouver kitchen is a relic from the old Vancouver police station, torn down a couple of years ago. The slab, cut to size and set in a wood frame, makes a perfect surface for rolling dough; it's flat, hard and cold and washes off with a damp cloth.*



*Canned-goods drawer has one-can-deep shelves on both sides of central partition. Big cans don't hide smaller ones and all are within easy reach.*



*Bridge leading from the carport to the front door (at left) is called the* foredeck *by Bert Morrow. Platform for boat-building is below bridge.*

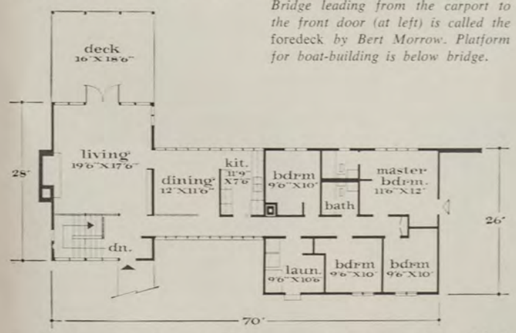


*Two buildings that make up the Morrow house—living room at left and bedrooms at right—are linked by flying bridge that contains dining room and kitchen. "Bowling alley" hall that connects the rooms is 54 feet end to end. The bridge in the picture above right leads from carport to the front door.*

### *What to throw out of your medicine cabinet*

Many people get confused about what to keep, and what to throw away, when they clean out the medicine cabinet. Here are a few general rules:

Most of the common antibacterial drugs for small cuts and wounds will last two or three years if the bottles are kept tightly stoppered — although gradual evaporation will occur. However, tincture of iodine evaporates rather quickly. First the alcohol evaporates, leaving the mixture too strong. Then the iodine itself begins to disappear, causing a reduction in the antiseptic's potency. Ointments, particularly those containing mercury can react to lead tubes. Aspirin is liable to decompose if it becomes moist — be sure the bottle cap is kept tight. *Always* throw away any bottle with the label missing. Cold remedies keep well enough, as a rule, from one cold season to another. Consult your druggist if you have any doubts about the keeping qualities of medicine.



ROYAL CHELSEA
"Windflower"



THIS EXQUISITE DINNERWARE FEATURES DELICATE SHADES OF PINK, GREY, GREEN AND TURQUOISE BLENDED TO PERFECTION ON TRANSLUCENT WHITE CHINA THAT WILL BE A JOY IN YOUR HOME ALWAYS.

Royal Chelsea

Emerson Nichols China Co. Ltd.
LONDON ONTARIO

MAKES A GOOD MEAL MUCH BETTER

Belongs on your table and in your cooking




LEA & PERRINS
THE ORIGINAL WORCESTERSHIRE SAUCE

NEVER sold - RARELY given




Protected jealously by the Canadian Government, this emblem, "Canada Inspected" is granted only to fish packers able to meet the very rigid Standards demanded by the Federal Authorities.

It ensures that you and your family are able to buy the finest fish procurable which has passed daily Government inspection during the handling, processing and packing of only TOP QUALITY fish.

Sea-Seald Seafoods bear this stamp - "Canada Inspected"

Sea-Seald Seafoods




# Caribbean sights begin with B·O·A·C flights



On this warm and dreamy afternoon, when the Caribbean islands shimmer in the heat haze, our BOAC travellers are watching limbo*dancers on a crescent-shaped rim of white sand beside a gleaming opalescent sea.

You'll probably never dance the limbo, but if you begin *your* Caribbean holiday with BOAC you can be part of these sun-soaked islands within a few short hours, too.

Every Saturday, BOAC flies swift jet-prop Britannias from Montreal to Bermuda, Nassau and Jamaica. Come winter and this schedule increases to three flights weekly from Montreal.

Or, if you prefer, you may fly from Canada to New York by connecting carrier, where daily flights by either BOAC Britannias or Rolls-Royce 707 s whisk you to the island of your choice.

For full details of these and other BOAC services to 51 countries on all 6 continents check with your Travel Agent or BOAC.

**An expert limbo dancer, by bending backwards, can pass beneath a horizontal bar placed 18" above the ground without losing balance or letting his shoulders touch the sand.*

**All over the world**

**B·O·A·C**

**takes good care of you**

**BRITISH OVERSEAS AIRWAYS CORPORATION**

*Offices in:*

MONTREAL • TORONTO

WINNIPEG • VANCOUVER


## HOW YOU CAN SAVE THOSE PAINT BRUSHES

*by Eric Haworth*

If yours is an average household, you own $30 to $50 worth of paint brushes. And, if you're the average paint brush owner, some of them could be sitting on your workbench right now, drying slowly to a useless condition. It needn't happen.

The first precaution in preserving your paint brushes is—never let the paint dry on them. Clean it off this way with the same solvent recommended for diluting your paint: Pour two inches of solvent in each of two clean glass jars. Let your brush stand in the solution in the first jar for a minute or so. Then lift it out and, holding it over the jar, manipulate the bristles with your fingers. Keep at it until you've loosened most of the bristles, then go on to the next jar. This time, hold the brush bristle end up after you've dunked it, and

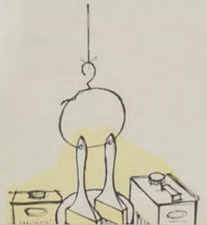



## OILING YOUR KITCHEN TOOLS

idea

Kitchen tools such as food choppers, egg beaters, wall-type can openers, electric mixers, etc., need oiling occasionally. But it's best not to use regular machine oil because of the possibility of its getting in food. Use mineral oil instead; it's odorless as well as tasteless.—WILLIAM SWALLOW.



Whether you're
a lazy vacationist
or a tourist-on-the-move,
here's your starting point for
a West Indies
holiday

## THE PROOF'S IN THE SUBURBS



Home in Deborah Acres built by Liberty Development Company—Windows supplied by D. H. I. Limited

## practical for any size of home

ıl Deborah urchie and Insulating ie, and his iving with g costs are here are no chilling downdrafts to reduce living area. And, homes are more comfortable because Thermopane units are superb insulators. If you are planning to buy or build, no matter what price of home, it will pay *you* to consider Thermopane Insulating Window Units. Made and guaranteed in Canada only by Pilkington—makers of glass since 1826.

*Registered Trade Mark

Glass is carefully cleaned and inspected before becoming a Thermopane unit



*benefits from Pilkington Vision*

3 BRANCHES ACROSS CANADA

Pilkington GLASS LIMITED





## Caribbean sights begin with B·O·A·C flights

On this warm and dreamy afternoon, when the Caribbean islands shimmer in the heat haze, our BOAC travellers are watching limbo*dancers on a crescent-shaped rim of white sand beside a gleaming opalescent sea.

You'll probably never dance the

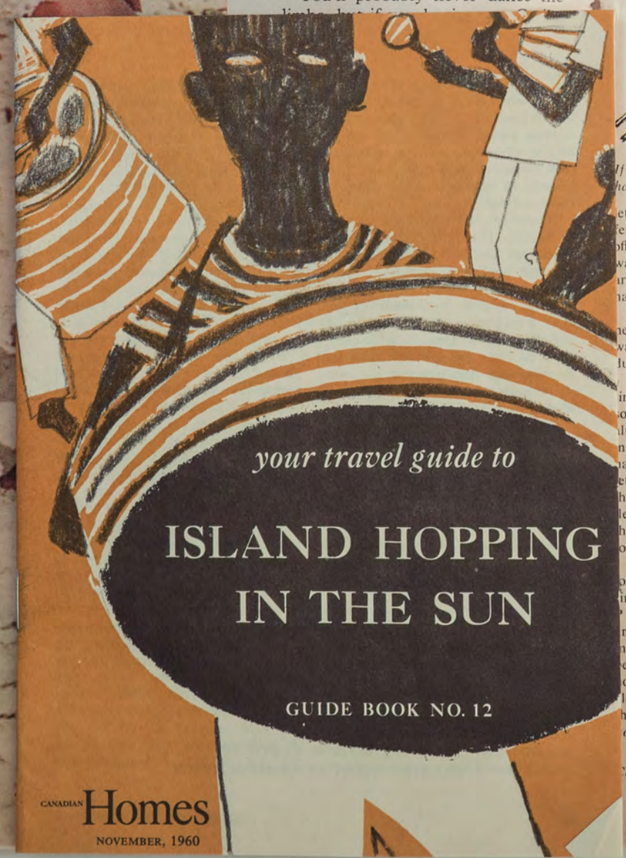


## HOW YOU CAN SAVE THOSE PAINT BRUSHES

*by Eric Haworth*

If yours is an average household, you own $30 to $50 worth of paint brushes. And, if you're the average paint brush owner, some of them could be sitting on your workbench right now, drying slowly to a useless condition. It needn't happen.

The first precaution in preserving your paint brushes is—never let the paint dry on them. Clean it off this way with the same solvent recommended for diluting your paint: Pour two inches of solvent in each of two clean glass jars. Let your brush stand in the solution in the first jar for a minute or so. Then lift it out and, holding it over the jar, manipulate the bristles with your fingers. Keep at it until you've loosened most of the bristles, then go on to the next jar. This time, hold the brush bristle end up after you've dunked it, and



*If painting job takes more than a day, hang brushes in linseed oil at night.*

let the solution run down into the ferrule. After you've gotten the paint off the bristles, rinse the brush in warm, soapy water. Then swish it around in clear benzine (or gas) and hang it up to dry.

If you want to go on painting the next day, or in a few hours, you won't want to go through this final procedure. Here's a temporary one:

Wipe brush off on the paint can rim. Rinse it in turps or another solvent and wrap it in wax paper or aluminum foil. Or, suspend the brush in raw linseed oil: drill a hole in its handle, thread it with strong wire, set the wire ends rest on the rim of the oil container. Make sure the bristles don't touch bottom, and cover the can and brush with cheese-cloth to keep out dust.

Finally, to keep your brushes in top condition: Use each one for a single kind of finish and mark them P for paint, V for varnish, etc. Keep an old brush for applying paint remover. Break in new brushes by suspending them in linseed oil for 12 hours, then wipe dry on lint-free cloth. And last, and again, never let the paint dry on your brushes. *(For how-to-paint a room, see page 89.)* □



## OILING YOUR KITCHEN TOOLS

idea

Kitchen tools such as food choppers, egg beaters, wall-type can openers, electric mixers, etc., need oiling occasionally. But it's best not to use regular machine oil because of the possibility of its getting in food. Use mineral oil instead; it's odorless as well as tasteless.—WILLIAM SWALLOW.


THE PROOF'S IN THE SUBURBS



Home in Deborah Acres built by Liberty Development Company—Windows supplied by D. H. L. Limited

*Thermopane** windows are practical for any size of home

There are many reasons for living in beautiful Deborah Acres, near Port Credit, Ont. Ask James S. Murchie and family. His home featured Thermopane Insulating Windows when it was built. Now Mr. Murchie, and his neighbours, are quickly discovering that living with Thermopane windows is *really* living. Heating costs are lower. Tendency to fog or mist is reduced. There are no chilling downdrafts to reduce living area. And, homes are more comfortable because Thermopane units are superb insulators. If you are planning to buy or build, no matter what price of home, it will pay *you* to consider Thermopane Insulating Window Units. Made and guaranteed in Canada only by Pilkington—makers of glass since 1826.

*Registered Trade Mark

Glass is carefully cleaned and inspected before becoming a Thermopane unit



PATENTED BONDERMETIC SEAL. Here's how Thermopane seals a blanket of dry insulating air between two panes of glass to provide insulation.



*Everyone benefits from Pilkington Vision*

Pilkington GLASS LIMITED

55 EGLINTON AVENUE EAST, TORONTO / 23 BRANCHES ACROSS CANADA

Ageless beauty...
OLYMPUS by Tuscan
the most fashionable English Bone China



Available from:
THE T. EATON CO., LTD., TORONTO
HENRY MORGAN & CO., LTD., MONTREAL

FOR STOCKISTS IN OTHER AREAS WRITE TO
FREDERICK DICKSON & CO., LTD., VANCOUVER.

PROTECT YOUR HOUSE PLANTS FROM INSECT DAMAGE...
WITH
WILSON'S GARDEN SPRAY
WILSON LABORATORIES LTD. - DUNDAS, ONT.



"EXPORT"
PLAIN OR FILTER TIP
CIGARETTES

NOW!
no septic tank worries
with GUARANTEED
SEPTO-BAC




- Keeps Septic Tanks Active
- Cleans Drain Tiles
- Safe, Fast-acting, Prevents Odors

only 89¢ AT HARDWARE, DRUG, DEPARTMENT, GROCERY STORES

Write for FREE BOOKLET on care and treatment of septic tanks

TILLEY'S LIMITED
430 College Street
Toronto, Ontario

Now Many Wear
FALSE TEETH
With Little Worry

Eat, talk, laugh or sneeze without fear of insecure false teeth dropping, slipping or wobbling. FASTEETH holds plates firmer and more comfortably. This pleasant powder has no gummy, gooey, pasty taste or feeling. Doesn't cause nausea. It's **alkaline** (non-acid). Checks "plate odor" (denture breath). Get FASTEETH at drug counters everywhere.



DECORATOR, JOHN DOWNTON, REGENCY ROW SHOWROOM, TORONTO

## LEATHER WALL IN A LONG ROOM

Hexagonal "tiles" of leather are used here to cover the end wall in a too-long room; this bold pattern draws the wall forward. Their mixed yellows and browns are picked up again in the furniture's colors. Leather, though expensive at 60 cents a square foot, is a practical, washable wall covering. If you want to try this yourself . . . start from the middle of the wall at ceiling height, then work down and outward to both sides. The glue used is a special contact cement you'll get from the leather company—don't spill it on surface of leather tiles. It can only be removed by careful use of carbon tetrachloride. □



DECORATOR, TOM PEQUENAT, SIMPSON'S; PHOTOGRAPHER, REG INNELL

## HANDSOME WORK-CORNER WINDOW

White molding around a window provides a handsome frame for linen draperies with a geometric pattern. The bamboo curtain beneath them admits light, but protects your privacy. In sand, dark brown and tan, the draperies add up the room's color scheme: the carpet and wall are shades of sand, the chair is upholstered in dark brown tortoise shell leather, the furniture is a bleached tan walnut. Two rows of drawers in the desk hold working supplies; its surface is large enough for a library of reference books and your typewriter. □



## HOW MRS. HEROLD ANTIQUES FURNITURE AT HOME

*See also pages 33-34-35*



*Betty Herold re-finishes her piano under plastic tent in living room.*

Much of the furniture in the R. J. Herold home at Etobicoke, Ont., was not only bought at auctions and antique shops but also re-finished and antiqued by Mrs. Herold. Her latest project was a dark mahogany grand piano which, because of its size and weight, she re-finished in her living room instead of in the basement. Antiquing is a form of glazing which produces an effect of age and use through a burnt umber (or ochre) stain finish. The process can be used on furniture of any finish.

This is her method. First, give the piece a light sanding with No. 3 garnet sandpaper, to clean and roughen the surface. Then apply a wash-coat of shellac. When dry, sand-paper lightly with No. 3 garnet. Apply first undercoat (any flat white under-coat paint). When dry, sand again with No. 2 garnet. The second coat of paint is a mixture of half undercoating and half finishing flat white oil paint. When dry, sand with No. 2 garnet. Then *spray* on a coat of flat oil paint. Mrs. Herold feels this is well worth the little extra involved in buying paint in aerosol cans because it gives a much smoother coat than a brush. When this coat is dry, examine carefully and re-spray any spots that have been missed. When the whole surface is thoroughly dry, rub down with a finishing paper, either wet or dry.

Now the antiquing begins. Mix half a cup of boiled linseed oil with one teaspoon of oil coloring (Mrs. Herold used raw umber). Add to this no more than 2 or 3 drops of lacquer dryer. If you use too much dryer, the surface will check. Thin the mixture with turpentine to the consistency of light cream.

Try antiquing the smallest surface first. After the coating has been applied, wipe with a soft cloth in the direction of the grain so that the coating fades almost to nothing in the middle of an area. Use a small stipple brush to even out corners.

The surface should dry within 24 hours, but it is advisable to leave it for at least three days before you begin waxing and polishing. For your final waxing, use paste car wax. □




She: "*Darling, admit I chose this lovely carpet.*"
He: "*Sure, Joan, but I chose the underlay.*"

What a marvellous partnership!

life IS DOUBLED with Duralay

Duralay doubles the wear and doubles the luxury of every carpet it serves. It helps your carpet to defy time and traffic, keeping it ever-young, ever-inviting . . . always luxurious. Every time you cross the room you'll be glad you invested in this protective, lifetime underlay.

Duralay is an indestructible combination of tough black foam rubber bonded to green impregnated hessian . . . the strongest natural fibre known. And Duralay never wears thin . . . it always springs back to its full ¼ inch thickness. Suggested retail price $2.49 per sq. yard. Made in Canada.

*For free booklet, "Your Carpets Should Last a Lifetime" and a free sample of Duralay, write to Department C. H.*

**Durie & Miller of Canada Limited,**
2100 Drummond Street, Montreal, Quebec, Telephone VI 4-8609
37 King Street East, Toronto, Ontario, Telephone EM 4-1026

THE LUXURIOUS UNDERLAY WITH THE LIFETIME GUARANTEE

GUARANTEED Duralay FOAM RUBBER UNDERLAY

# all-ways comfortable

**LA-Z-ROCKER**



All the comfort features of a platform rocker and luxurious lounge chair. The beautifully styled La-Z-Rocker® tilts and locks in six positions with extra long footrest and fully reclining back. Other styles also available through retail furniture stores.

Model 534
Patents
231047
573611



**DELUXE UPHOLSTERING COMPANY LIMITED**
Waterloo, Ontario
*Makers of the genuine La-Z-Boy Chair*






*A gracious welcome to your guests*

BY APPOINTMENT
TO HER MAJESTY THE QUEEN
WINE & SPIRIT MERCHANTS

DRY FLY SHERRY




FINDLATER, MACKIE, TODD & CO. LTD
LONDON W.1. ESTABLISHED 1823

PRODUCE OF SPAIN

*Available in the famous mallet shaped bottle*

**IMPORTED SPANISH SHERRY**




# ELECTRIC HEATING: HOW COSTLY, HOW GOOD AND HOW MANY KINDS?

*Continued from page 19*

heating was enthusiastically in favor.

Mrs. Isabelle Quick of Edenhurst Drive told me: "From a woman's point of view it's much better heat than we had previously. In our former house I had to plaster my face with cold cream every night to keep it soft. I've chucked out the cold cream jar since we moved in here."

Across the tree-lined street (Blossom Gardens is named for the orchard it replaced; hundreds of the apple trees still line the streets and decorate the yards), Mrs. Gladys English met me at her front door with this thought: "I'm glad that I don't have to worry about an oil truck coming in time to fill our tank on a bitter night. Or about the pilot light going out. We could go away all winter and feel perfectly safe about the heat in the house."

One block over from the English home, Mrs. Florence Franze stressed the health aspect of electric heat. "In our previous houses, we used to average one cold per person (there are seven in the family) every winter," she said. "Last winter only Diana — she's 16 — had a cold and I blame that on a late night and fatigue.

The bonus of better health is something most electric householders report with surprised pleasure. From childhood on, most Canadians learn to put up with running noses and hacking coughs as a sorry side-effect of northern winters. Now, report the electric-heat users, relief is available.

The cure lies in the higher humidity maintained by electric heat. In furnace-heated homes, 2,000 cubic feet of household air is spewed up the chimney with every gallon of fuel oil burned. With the air goes the moisture that keeps your throat and nasal passages lubricated. The air that blasts up the chimney is replaced, of course, or you'd suffocate. It's replaced by air from outside the house.

Now, it's a fact of physics that cold air can't carry as much moisture as warm air, so the air your furnace draws from the outside cannot replace the moisture that's gone up the chimney. Result: Dry throats and susceptibility to colds.

Humidity in an electrically heated house may, in fact, not only be adequate but excessive. Moisture may build up on windows or — in improperly built houses — in insulation. Experts recommend the installation of exhaust fans in bathroom and kitchen of electrically heated houses. Since most household moisture originates in these two rooms, exhaust fans placed there can control the entire house's humidity.

Several Blossom Gardens residents stressed the safety factor in electric heat. Some had been unduly alarmed at the rare but luridly publicized accounts of furnace explosions that have dogged the natural-gas industry for years. Personally, I feel the safety element is secondary in electric heat's appeal; more Canadians are injured every year falling down basement steps than are hurt in automatic furnace explosions.

## *What does electric heat cost?*

The only catch to electric heat that I've discovered is its cost. In provinces like British Columbia, Ontario and Quebec where the cost of power for electric heat varies between nine-tenths of a cent to one and a half cents per kilowatt hour, the cost of heating electrically is estimated as 50-100 percent higher than with gas or oil *in the same house*. (Remember those italicized words, we'll be coming back to them.) In other provinces where the cost of electric heat runs from 1.8 cents per kilowatt hour and up (sometimes with additional "demand" charges for each kilowatt installed), it's generally too expensive for all but the wealthiest. Which brings up another point: Nowhere in Canada is it impossible to have electric heat—provided you can pay for it. In the three Western provinces, for instance, the proximity of natural gas fields and the short distance it must be transmitted, have put natural gas on the residential market at a price electric power cannot begin to match. That doesn't mean you can't have it. You can if you want to pay for it. Similarly, in the Maritimes, a generally low supply of power and high costs of production have combined to keep the electric heating rate at about an uneconomic two to two and a half cents per kilowatt hour.

Now, back to the italicized words in the paragraph above—*in the same house*. Even power commission officials admit you'd be foolish to install electric heat in a house built for a different kind of heating. Why? Because ordinary houses dissipate a lot of their heat through walls, doors and windows. This condition applies even with storm windows and normally adequate insulation. Ordinarily this isn't a problem with low-cost fuels such as coal, gas or oil. It's a kind of easy-come, easy-go attitude. You *could* insulate to conserve more of the heat produced by any fuel, but would it be worth it in the long run? Maybe it would, but few do.

But with the higher-priced electricity, it is worthwhile, indeed necessary. To prove its point, Ontario Hydro last year conducted an experiment on an 860-square-foot frame house in Toronto's northern suburb of Willowdale. Previously heated by oil, the house had two inches of rock-wool insulation in the ceiling, none at all in walls or floor. For the 1959-60 heating season, the owner's electric heat bills came to $278. During the same season, heating with oil, the owner estimates, would have cost only $144, including $15 service charges and about $10 for power to supply the furnace. The owner has just finished insulating his house to electric heat standards at a cost of $400 and he expects his 1960-61 heating bill to total about $168.

The Electric Heating Association of Ontario, an organization of manufacturers, distributors, contractors and Hydro, requires all new houses with electric heating to install six inches of insulation in the roof, four inches in outside walls and two inches under floors that lie over unheated cellars or crawl space. In addition, a vapor barrier must be installed between the insulation and the rooms so that the insulation stays dry.

In new or converted older houses, the 6-4-2 insulation standard will cut electricity costs considerably, although even the experts admit that your fuel bills will still be one quarter to one half higher than with other systems.

As a rough rule of thumb, a recent survey by a U. S. electrical magazine suggested that electric heat is worth considering economically so long as the rate is one and a half cents per kilowatt hour or less. (Conditions under which the survey was conducted are roughly comparable to those in effect in Canada.)

That's the story on operating costs of electric heat. What about original or installation costs?

Generally speaking, all the contractors I talked to who are experienced in electric heat say they can build a house with electric heat for the same cost they would charge for other heating plants (some said a few hundred dollars less). Sure, they say, we put in far more insulation. But we don't have to build a chimney. And it's easier and faster to string wires through a new house than it is to run duct work or pipes. In addition, they say, we save the buyer about 15 square feet of usable basement space on the furnace.

Converting an older house to electric heat would run you into more expense than simply changing over, say, from coal to oil. In the first place, you'd have to bring your insulation up to scratch. Figure $100 to $500 for that job. Then, because electric heat uses more power than your present house can handle, allow $100 to $150 for additional wiring and fuse box or circuit breaker. And now comes the cost of the installation itself. For an average-sized bungalow of 1,400 square feet, the cost would likely be in the neighborhood of $840-$980. (This latter figure is based on a price of $60-$70 per kilowatt of power installed, a kilowatt being required for each 100 square feet of floor space.)

So, converting an older, non-insulated house to electric heat could run you anywhere from $1,040 to $1,630.

## *Just what is electric heat?*

To begin, electricity is a form of energy most frequently expressed around your house as heat—in your stove and oven, in your hot-water tank and even in your light bulbs.

Electric heat, then, isn't such a new gimmick after all. In fact, it's been around as heat for years. Remember the old circular heater with its glowing resistance coil that took the chill off your bedroom on a cold day?

What *is* new about electric heat is using power as the prime or only source of heat for a whole house. *That* concept came to Canada in the early 1950's when the first houses with it were built in Quebec.

Today, the majority of the 10,000-odd Canadian households heated with power use one of three kinds of systems: Baseboard convectors which resemble ordinary baseboards, slightly enlarged, and contain resistance ele-



## TO STOP FRYING PAN STAINS

idea

Apply a coating of soap to the bottom of your frying pan before you put it over the flame. If you do this, it will prevent the frying pan from picking up hard-to-remove smoke stains and will save you from scrubbing the bottom later.—AL BARRY.







*Shown: Fiberglas Translucent Panelling patio divider, garden fence; Fiberglas Reinforced Plastic chairs, lawn mower housing; Fiberglas draperies; carport combines Fiberglas Built-up Roofing and Translucent Panelling.*

**FIBERGLAS® comfort-conditions your home for a lifetime**

Full Fiberglas® insulation lets you live in comfort all year 'round. It keeps rooms cooler in summer, warmer in winter and helps cut heating costs, too.

And whether your home is brand new or well-settled, you can add a host of "custom" Fiberglas features: dramatically coloured garden fences, patio and carport roofs of Fiberglas Translucent Panelling that never needs painting; easy-to-care-for Fiberglas draperies; sturdy Fiberglas Reinforced chairs, planters and lampshades; ageless Fiberglas Screening for windows and sunporches. All these Fiberglas materials and products are available to Canadians today. When you buy or build, visit model homes in your community and see the exciting new ideas the building industry has to offer. *T. M. Reg'd.

**It's amazing the difference Fiberglas makes!**

**FIBERGLAS® CANADA LIMITED**

## HOW TO REMOVE OLD WALLPAPER FROM WALLS

idea

If you want to re-paper a wall that already has wallpaper on it you may be able to put the new paper directly over it, providing there is only one layer and it is firmly attached to the wall. If it is not firmly attached, the moisture from the new paste may well start it peeling. If there are a number of layers on a wall, or if the old paper is peeling in spots, you should remove it completely before you re-paper.

Using a sponge or a wide brush, soak the paper with warm water. Start at one end of the wall, work down in stripes. Repeat this again. The more layers, the more soakings you will need. A handful of washing soda in the water will help speed up this process. When loose, tear from top, sponge with warm water.


something
old
in
something
new...



The "something old" is Haig & Haig Five Star Scotch Whisky . . . the blend that has been enjoyed throughout the world for more than three centuries. That's old—and no mistake. The "something new" is the handsome bottle that contains this superb Scotch Whisky. Here are a few of its features:

HAIG & HAIG FIVE STAR

★ *See the brilliant, clear lightness through colourless glass bottle.*

★ *Nothing mars the view—not even the label enamelled on the glass!*

★ *Grooved sides to fit your fingers—shaped to fit your hand.*

★ *A gentle twist and the seals are broken. Easiest opening ever.*

★ *Best of all! Inside: the blend that's 332 years old!*

*Don't be vague—say* **HAIG & HAIG FIVE STAR** *Scotch Whisky*

DISTILLED BLENDED & BOTTLED IN SCOTLAND

R-11




## ELECTRIC HEAT HOW GOOD IS IT?

*continued*

ments that heat air by convection; radiant glass panels set flush into walls beneath windows; and resistance cables hidden inside ceiling and/or floors and which convert the whole surface into one large radiant panel. By far the most popular is the baseboard convector.

All of which is fine but doesn't explain two nagging questions: Why, if electricity has been around so long as heat—and it's so darned efficient — hasn't it been used before to heat houses? And why are the utility companies in some parts of the country pushing it like crazy?

The single word answer to both questions is: Supply. Even in pre-World War II days, electricity was in short supply; the war and post-war periods with industrial speed-ups, gigantic booms in industry and housing, increased the spread between what power commissions could deliver and what the consumers could use.

Since 1946, however, every power commission in the country has been on an all-out offensive to increase its capacity. In the most dramatic single move of the post-war period, Ontario Hydro last year opened its new Cornwall generating plant on the St. Lawrence Seaway and in one move, added more than six percent to the country's power supply.

But St. Lawrence Seaways are few and far between. Generally, the increase in power supply has been a long and costly proposition, taking years of time and millions of dollars to achieve. Yet it has been achieved, and today, Canada as a whole finds herself among the world's best electrified countries.

So the power commissions have more power to sell than pre-war, and electric heat is one way of doing it. In addition, power commissions didn't like to sell electric heat before the war, because it produced a huge winter demand that dropped to nothing in summer, leaving expensive power-producing installations idle too many months of the year. Now, with the spread of electric appliances, especially air conditioners, this situation is reversing: to keep winter demand up to growing summer demand, the commissions are pushing electric heat.

There's another reason for plugging electrical heat. It's something that the power companies call "distribution of load" and *that* means this: In winter months there's a heavy drag on every power company's supply at about eight o'clock in the morning and again at six o'clock at night. Those hours are when the great majority of us get up and arrive home from work. What difference should that make? Just this. We get up. It's dark. We switch on our lights, plug in an electric shaver, a coffee pot and turn the heat on under the eggs. In one household, the extra power used couldn't matter less to the utility company. But it happens in a million homes all at once. At six p.m. the same thing happens all over again.

This situation creates a problem for the power companies. They have to gear up to peak demand for two periods during the day and figuratively sit around on their hands waiting for the next peak hour. You cannot store electricity once you've produced it.

So, say the power companies, if we could get enough houses with electric heat — which is on and off all day long — these peak loads would be spread out over the whole day. There wouldn't be the violent periods of demand followed by slack periods. (Another method for sharing the load periods is something called a cross-Canada grid. It's still only a dream but engineers visualize a trans-Canada network of transmission lines. When it's three a.m. in British Columbia, B. C. power could be shipped to the Maritimes to help overcome the eight a.m. peak load. Similarly, by the time Vancouverites are trudging home from work at six p.m., the Maritimes at 11 p.m. will be past its peak hour and can help supply Vancouver's needs.)

Finally, there's natural gas forcing electric utilities into more promotion. With the discovery of Western gas fields and the building of transmission pipes, the power companies in B. C. and the East began to feel the pinch. Gas was cheap. More and more homeowners converted their hot water heaters to gas and turned in their electric stoves for gas. Power companies faced a situation in which they would have to build and service a vast network of transmission lines for the sake of light bills alone. In Ontario, this realization was one of the deciding factors in dropping the prohibitive $4 per demand kilowatt per month charge. Formerly, this demand charge, based on the size of the heating system installed, had to be paid by the consumer, in addition to the amount of electricity he used. In a 1,000 square foot house, it would be roughly $40 per month. Now, in Ontario, the consumer pays only the flat one and a half cents per kilowatt hour his system uses.

In British Columbia, a different situation prevails. There, the publicly owned B. C. Power Commission produces electricity which is sold to the consumer through the privately owned B. C. Electric. In 1956 B. C. Electric was pushing electric heat with every means it could muster. But, when Alberta gas fields blew in, B. C. Electric acquired gas distribution rights in the province. Since the company could supply its gas cheaper — and, therefore more alluringly—than its power, the campaigns were switched. Now, unless he keeps a sharp eye peeled for the Power Commission's advertising, a B. C. resident might suspect he couldn't buy electric heat. He can if he's persistent enough.

At present, electric heating is still in the experimental stage as far as its marketing is concerned. It has passed the tough test of several winters' use in a trying climate and pleased everyone who's lived with it. It's now going into the second stage when, to achieve mass acceptance, it needs mass appeal.

But it won't become a mass system till electricity is cheaper than the other household "fuels."

Until it is, electric heat will remain the Cadillac of the heating business, desired by most but priced beyond the reach of many. □



## PRETTY AND PRACTICAL, A DOWNSPOUT MADE OF CHAIN

idea

A downspout that's both good-looking and useful is becoming popular in Canada. The idea, imported from Japan, is to hang a length of chain from the end of your eavestrough where the normal enclosed downspout pipe would go. The rain curls down the chain in an attractive pattern, collects on the ground near the foot of the house wall. Build a little pool there, with a gravel or flat stone base, edge it with your favorite ferns. If you want to eliminate the eavestrough entirely, let the water fall off the roof edge into a gravel channel that slopes slightly toward a pool. No leaky troughs to worry about, and if the downspout chain freezes, you don't have to worry about clearing it: just admire the beautiful icicle it forms.


BEAUTY-PLANK

*Hides its Nails!*






**One good plank overlaps another**
in this unique tongue and groove design. Nails are completely hidden as Beauty Plank goes up quickly and easily. Vertical panels in random widths give your room a striking appearance.

**Factory pre-finished in 8 species**
to harmonize with any decorative scheme. No finishing problems with these fine plywood panels. Once Beauty Plank is up your job is done. Choose from Birch, Tiama, Ash, African Mahogany, American Black Walnut, Rotary Cut Red Oak, Rift Red Oak, American Black Cherry.

HARDWOOD IP. PLYWOOD* *Registered trademark

INTERNATIONAL PANEL BOARDS LIMITED, Gatineau, Quebec
*a subsidiary of* CANADIAN INTERNATIONAL PAPER Company



# NO CLEANING PROBLEM!

**Kirsch Vertical Blinds** eliminate the cleaning chores so common with venetians, yet give you more distinctive beauty.

The vertical enamelled metal slats don't gather dust. And there are no tapes to wash . . . ever!

These lovely new blinds run back and forth smoothly, with only a gentle touch of the draw cord. You can rotate the slats for full control of light . . . daylight or darkness.

See Kirsch Vertical Blinds soon at your favourite home furnishings store. You'll fall for their beauty — you'll be impressed by their convenience.



Dust can't build up on these vertical metal slats. Even the movement of operating Kirsch Vertical Blinds helps to keep them dust-free.

Made by the makers of
World Famous KIRSCH Drapery Hardware

Kirsch OF CANADA LIMITED
WOODSTOCK • ONTARIO

CHATELAINE SEAL OF APPROVAL INSTITUTE

## HOW TO GIVE A BEDROOM THE LOOK OF ELEGANT IMPORTANCE



Decorating Editor Margit Bennett came across this bedroom-brightening idea in a room done by Virginia McCorkell; it was at the Brick and Tile Institute house at the 1960 Home Show in Toronto. The canopy, which is plywood beneath a chintz "slip-cover," matches the bed curtains and tucked bedspread. The material is glazed chintz in a blue, violet and green nosegay pattern. The draperies, double width and lined, with a pair of tie-backs, can be left open or closed. Flattened tucks are sewn into bedspread in crisscross fashion to frame nosegays. Lining helps it to lie flat.

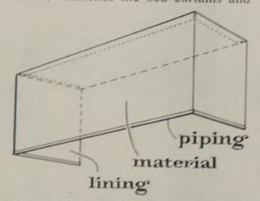


*Canopy is ¼-inch plywood box with no back or bottom. Paint its lower horizontal surface white, cover vertical surfaces with quilted cotton. Face and line these with material and liner joined by piping, screw box to ceiling.*




*To make tucks on bedspread, first sew all tucks going one way at regular intervals. The idea here is to frame the bouquets like pictures. The spacing of the tucks will depend on the pattern of the material that you use.*

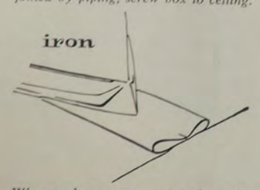


*When tucks are sewn, press them flat at either side of sewing line (above).*

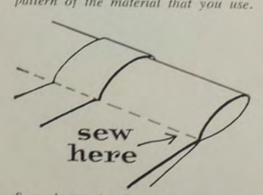


*Second row of tucks go at right angles, sewing over first row of ironed tucks.*□



*A picture of our product will tell you nothing!*



**QUALITY is difficult to portray**

Sure, we could show you any one of the many furnaces we make. You would notice the pleasing, compact design and its rugged exterior construction—**but** you would not see the most important features. You **wouldn't** see the heavy gauge steel combustion chamber, guaranteed for 20 years. You **couldn't** see quiet, vibration-free operation, or efficient, economical performance . . . or the over 100 years' experience that has made Clare the leader in modern, scientific heating.

All we can suggest is that you see a Clare-Hecla furnace at your local Clare Dealer. He is a competent, heating expert, backed up by a positive factory guarantee, your assurance of complete satisfaction.

There's a Clare-Hecla furnace to suit your exact heating requirement, whether gas, oil or solid fuel. For further information (with pictures), drop us a line for the name of your nearest Clare-Hecla dealer.

**CLARE BROTHERS LIMITED**
Preston Ontario
Canada's heating specialists
for over 100 years

Gas, oil or solid fuel
CLARE
HECLA
Furnaces



## HERE'S HOW TO PAINT A ROOM THE EASY WAY

*by Eric Haworth*

Before you get out paint and brushes, be sure your room is ready for painting. Have you filled-in plaster cracks, sanded the walls, thoroughly washed down all surfaces to be painted? Once you're satisfied on these points, what about the day? Is it good painting weather? Don't paint when it's cold and rainy, because paint doesn't flow well below 50F. Foggy and damp? If it is, the paint won't dry. And don't ever paint in direct sunlight. The paint will dry quickly, but it will be wrinkled. Choose a day that's warm and sunny, then open the windows for ventilation. Conversely, don't paint with a current of air passing through the room; your work will dry in unattractive streaks.

If you can't move all the furniture out of the room, put what's left into the centre and cover it with dust sheets. Then protect the floor with newspapers, and give hard-to-remove



*When painting the baseboard, use a thin card to protect the wall above.*

light fixtures a coating of petroleum jelly. Now, everything's ready. But wait: you have only one stepladder? If you have to beg, borrow or requisition them, get another stepladder and two strong planks. Set the stepladders up across the width of the room and rest the ends of the planks on corresponding steps.

You are now ready to start painting. Is the paint well-mixed? (The night before starting a painting job, you should turn the paint cans upside down; this makes mixing easier). Pour the paint from the paint can into an empty can, back and forth, until it is thoroughly mixed.

Naturally, you're going to paint the ceiling first, so start in one corner and paint to the right, all the way across the width of the room. Using a roller or a brush, work in strips to the front of you — not overhead. Work quickly but evenly. When you've painted your way across the room, move the steps about a yard into the centre of the room, and paint the next strip. Remember always paint into the wet area.

The walls should be painted next. Use a four-inch brush and start with the longest wall (the one without windows and doors); work from left to right. When you dip your brush in



## POWDER PUFFS FOR SILVER

idea

Clean powder puffs make handy tools for polishing your silverware. Use one puff for applying the polish and another for buffing. The puffs are easily washed out, can be used for a long time, and they won't scratch the surfaces of your silverware.—WILLIAM SWALLOW.



Electrohome value* is the hand assembly of selected matched components in an individually styled wood cabinet by Deilcraft to provide matchless musical realism in all our Stereo Hi-Fi units like this...



***The Electrohome Kalmar**—Distinctively low Scandinavian cabinet, one of 10 matching pieces in the Deilcraft Dimension Group of home furniture. Hand assembled 15-tube, 20-watt Stereo AM/FM radio-phonograph combination. Duplex tuner for simulcast reception. New Garrard Type 'A' changer with weighted turntable and professional-type tone-arm. Diamond stereo stylus. Two 10" woofers, two 6" midrange and two horn tweeters. Exclusive Electrohome electronic crossover permits use of new Satellite speaker system that produces 360° stereo sound. Hand finished Deilcraft cabinet in Walnut, Swedish Walnut, Oiled Walnut and Oiled Teak. Size 56½" wide, 27¾" high, 18¼" deep.

ELECTROHOME ✹ VALUE

MADE BY CANADA'S OWN ELECTROHOME, KITCHENER, ONTARIO



**Rain outside...dry inside**
while these windows stay open

No need to worry about it raining in with these awning-type PELLA WOOD MULTI-PURPOSE WINDOWS. And, they're so convenient to live with. Screens and storm panels *remain in place on the inside* the year 'round. If you like windows with small square or diamond panes, PELLA offers glass dividers that snap in and out leaving only one large glass area to clean. Distributors throughout Canada.

WRITE OR CALL YOUR REGIONAL DISTRIBUTOR FOR NAMES OF NEAREST DEALERS

**ALBERTA**
Evans Eng. Sales Ltd.
3628 Burnsland Rd.
Tel: CH. 3-5506
Calgary

Evans Eng. Sales Ltd.
11226 156th St.
Tel: HU. 9-5581
Edmonton

**BRITISH COLUMBIA**
Top-Flite Co.
25 Alexander St.
Tel: MU. 4-7820
Vancouver 4

B. T. Leigh
736 Newport Ave.
Tel: EV. 3-9685
Victoria

**MANITOBA**
Acme Sash & Door Co. Ltd.
400 Des Meurons St.
Tel: CH. 7-1171
St. Boniface

**ONTARIO**
Geo. H. Belton Lbr. Co., Ltd.
313 Rectory St.
Tel: GE. 2-3731
London

Mayno Davis Lbr. Co. Ltd.
57-75 Duke St.
Tel: CE. 2-5311
Ottawa 4

Belton Lbr. Co., Ltd.
Devine St.
Tel: DI. 4-3637
Sarnia

Matthews Lbr. Co. Ltd.
1495 Howard St.
Tel: CL. 4-1143
Windsor

Pella Products Company
Division of
Overhead Door Co. of Toronto Ltd.
289 Bering Avenue
Tel: BE. 9-3077
Toronto 18

**PRINCE EDWARD I.**
M. F. Schurman Company Ltd.
P.O. Box 1390
Tel: 2265
Summerside

**SASKATCHEWAN**
Evans Eng. Sales Ltd.
1213 Winnipeg St.
Tel: JO. 8-1653
Regina

**QUEBEC**
Price Agencies, Ltd.
6252 St. Lawrence Blvd.
Tel: CR. 2-5781
Montreal 10

Jacques Chalifour Enrg.
2485 chemin St. Louis
Tel: LA. 7-4400
Quebec 10

Pella ® WINDOWS



MADE WITH WATERPROOF
**SILICONE-LATEX**




CARRY-HOME KIT $2.89 approximate price
(5 lbs. special cement • 1 can mixing liquid)

**BONDEX CONCRETE PATCH**

Like a dream come true! All your patch and repair jobs can be done at small cost. No chipping, tearing up or breaking down. Dries concrete color and really works. Sold by leading Hardware, Building Supply, Paint and Departmental Stores. Get pamphlet from your nearby dealer or write
THE REARDON COMPANY LTD. • MONTREAL 1

*For Elegant Living*
CANADA'S ORIGINAL COLONIAL
by E. THIBAULT LIMITED

**HYPONeX®**
Soluble PLANT FOOD Complete
Grows Better Plants in Soil, Sand or Water
Preferred by millions of users for over 20 years. Simply dissolve and water your house plants, garden flowers, vegetables, shrubs and lawn. Clean! Odorless! Feeds instantly. If dealer can't supply, send $1 for 10-oz. can, postpaid. Makes 60 gallons.
HYDROPONIC CHEMICAL CO., Copley 21, Ohio, U.S.A.

PRINTS MAKE
FINE PRESENTS
PAGES OF THEM
FOR ART LOVERS
(POOR ONES)
*in the December issue of*
CANADIAN Homes


the paint, immerse half the bristle-length only, then tap the ends of the bristles against the side of the can just above the paint line to remove excess paint. But *don't* wipe the brush on the rim of the can — this way most of the paint goes back into the can. Start at the top left-hand corner of the wall and paint a strip about three feet wide, working your way down the wall to the baseboard. Then start at the ceiling again, repeating the procedure until the wall is done.

Use long, leveling strokes, always ending them in the freshly painted area. Except for overhead work, always point the bristles of the brush down, otherwise the paint will run down onto the handle. Use a thin piece of cardboard when painting the junction of wall and ceiling to avoid overlapping onto the ceiling; do this again when you paint baseboards.

Next step is the woodwork. Do the windows first; the window sash should be painted first. Start with vertical pieces, then horizontals, then sash frame. Slide the sash up so you can paint all the surfaces. Paint the sash tracks next, then start the casing — top section first. Finally paint the window sill — and don't forget to leave the windows open a little until the paint's dry.

Paint door frames before doors, followed by the door edge that swings into the room being painted. Paint the edges of paneled doors before you paint the panels. Then paint the horizontal panel separations and the vertical sides. Work quickly — and above all, don't shut the door until it's perfectly dry.

Paint baseboards last. Use a thin card to prevent marking the floor (newspapers can slip). Paint the top edge of the baseboard, then the molding, and finally the baseboard itself. Work in short sections.

All finished now? Walk around the room to see whether you've missed a spot here and there. You can touch up rough spots at this stage without their showing up when the room is dry. Before you start cleaning up the room, clean your brushes and rollers, so they'll stay in top condition. □

*For how to take care of your brushes, see page 81.*



idea *Save sawdust for filling*

Keep sawdust in jam jars for filling cracks, chipped edges and countersunk screw holes. For use, mix sawdust with white glue to paste consistency. Mark each kind of sawdust on white adhesive tape stuck to the face of the jar. A table knife makes a good trowel.—*C. A. Fenner.*




No. 6083 Hanging Wall Rack in Genuine Cherry

•

No. 6081 Sugar Scoops (as candle holders) in Genuine Cherry

*the Quinte Collection*

comprises bedroom, dining room and living room groupings inspired by heirlooms handed down from the United Empire Loyalists who settled near the Bay of Quinte. The Quinte Collection is produced in Genuine Cherry . . . the authentic wood of the early Canadian colonial period . . . with appropriate hardware.

•

For a set of brochures showing all Gibbard bedroom, dining room and living room furniture send 25c to Dept. H., The Gibbard Furniture Shops Limited, Napanee, Ontario.

*1835 - 1960*

GIBBARD
OF NAPANEE

*Taylor*
SUBURBAN
INDOOR OUTDOOR



THERMOMETER

*A Deluxe Instrument for the Discriminating Buyer*

- A handsome piece for a fine living room or library.
- Solid mahogany case 12¾" x 3⅜".
- Polished gold-finish escutcheons and finial.
- Also shows indoor relative humidity. No. 5338 — $14.95.

**Taylor Instrument Companies of Canada Limited**
Toronto 19, Ontario




# AUCTION TIPS FROM AN EXPERT BARGAIN HUNTER

*See also pages 33-35*

Like many auction goers, Betty Herold has become passionately fond of antiques. To get the most value out of her finds, she's taught herself the arts of refinishing and antiquing; you can see how she does this on page 83. Her years of looking for bargains at auctions have helped her develop a successful technique for auction shopping. Here is Betty Herold's advice to the would-be auction hunter:

▸ Watch for notices of preview show-



*At previews, Betty Herold closely inspects the items that she likes.*

ings. Go to the preview and examine carefully any pieces that interest you.

▸ Set your price limit for any objects that interest you right then and there. The attendant in the auction hall will give you an approximate value.

▸ While at the auction hall, ask the company to put you on their mailing list for their auction catalogues.

▸ Try and set aside one day a week for visiting auctions or antique shops. The practice will give you confidence.

▸ Don't ever bid on anything you have not looked at closely. Be critical of items that are displayed under a bright light, because this is sometimes used to show up a beautiful grain that will disappear under home lighting.

▸ Look for a guarantee which states that catalogue information is true.

▸ When hunting for antiques, keep your actual needs uppermost in mind. Make sure you have a place for the item that interests you. If the item appeals to you, don't worry about its being a museum piece. The more antiques you see and buy, the more your taste will improve and, as most antiques have a resale value, you will rarely be stuck with an item.

▸ At present, the biggest bargains to be found at auction sales are the larger pieces of furniture. If your house is big enough they are well worth looking into, because many bidders haven't the space for such "plums."

▸ After a few trips to the auctions, you will soon know when you are bidding against a dealer. Generally, Betty Herold has no hesitation in bidding against them, as long as she has judged the item correctly. Because a dealer must think primarily of his mark-up, Mrs. Herold feels safe in going a bit higher than him — he will have to stop bidding before her.

▸ Finally, don't get so wrapped up in bargain hunting that you don't have time to enjoy the auction and the people that you may meet there. □


(Advertisement)

*How to make an "Instant Dream Kitchen" with Wood Paneling*

Is there a room more important to you than your kitchen? The kitchen is where you spend most of your waking hours. It's where you cook. Carry on family business on the telephone. It's even a "control centre", from which you manage the children. More than any other room, the kitchen belongs to *you*.

So, according to Betty Jenning, staff designer for Weldwood Plywood, the kitchen should be tailored to *your* needs. It should not be a dull, impersonal "work area". Rather, your kitchen should express the love and pleasure and warmth you bring to your hours there. In Miss Jennings' mind, no material can equal wood for this purpose.

Miss Jennings reports that many people remodel their kitchen cupboards and cabinet doors with Weldwood plywood panels. The richer, darker tones are most favoured . . . in woods such as Knotty Red Cedar, American Cherry, African Mahogany, French Mahogany, Tiama, American Black Walnut and Burma Teak. Many of these woods are available with a permanent factory finish.

Some unfinished Weldwood paneling costs as little as $20 for enough wood to cover an 12' x 8' wall. The most luxurious, pre-finished paneling costs $80 for that quantity. So, no matter what your budget, you can have a dream kitchen in very little time with Weldwood plywood paneling.



The traditional nautical flavor of this family room is accentuated by Weldwood® prefinished Charter Oak V-Plank® on walls, hi-fi, built-ins, and desk. Tops of desk, counter, and coffee table are Micarta®.

**You, too, can make your room come alive with Weldwood Real Wood Paneling.**

The Sloans claim they never knew their own decorating talents until they paneled their family room in Weldwood Charter Oak. Something about the real wood warmth, they said, made ideas just naturally take shape.

Of course, there is other real wood paneling on the market. But in Weldwood paneling there's a difference you can actually *feel*. Weldwood paneling comes with a factory-applied finish that you'd expect to find only on the finest furniture. It takes us longer to apply (18 separate steps) but it brings out and preserves the natural wood beauty. And it helps protect the wood from dirt, too, so your housekeeping is so much easier.

When you can buy Weldwood prefinished paneling for so little (see above) why settle for less? See over 70 types of Weldwood paneling at your Weldwood lumber dealer's. Or visit any of 124 Weldwood showrooms in the United States and Canada. Weldwood paneling is made—and guaranteed for the life of your home.

**WELDWOOD**
**REAL WOOD PANELING**

SEND FOR NEW FULL-COLOR BOOKLET
**Weldwood Plywood Ltd.**
**395 Stinson Blvd.**
**Montreal 9, Que.**

Please send me the names of nearby Weldwood dealers. Also send me the free idea booklet, "Weldwood Prefinished Panelling. For Real Interiors", showing a variety of woods, installation instructions, photographs. I enclose 10¢.

Name.....
Address.....
City..... Prov.....

## Her choice in plumbing fixtures?

# Crane, of course

## See A,B,C, for some of the reasons why...




A *Modern design, extra dependability*—as exemplified by the NEU T/N one-piece water closet. Like all Crane bathroom fixtures, the T/N is a triumph of compact design. It has vigorous yet quiet flushing action, its unique "Little Flapper Valve" *eliminates* dripping, it cannot overflow. B *Advanced products*—such as *The Bidet*. A common fixture in Europe, this valuable aid to personal hygiene and cleanliness is now being introduced in Canada by Crane. It's floor-mounted, fills like a washbasin, has a built-in spray for thorough cleansing, is for the use of *all* members of the family. C *Beauty, sensational* performance—typified by "Dial-ese" *faucets*. They're sleek, lovely . . . and they out-perform all others. They open and close *tight* at a finger touch, practically never need a new washer. "Dial-ese" test faucets have been opened and closed *1 million* times with only *slight* signs of wear to inner parts, *no* loss in efficiency. *More points to keep in mind:* D Crane fixtures come in 7 pastel shades and white. E There's a *Crane quality* fixture in every price range—you can get the best that can be bought for the money you have to spend. F Whether you're buying, building or remodelling, it's a sensible idea to insist on Crane.




# service centre FOR CANADIAN Homes

HOME NEWS ABOUT GIFTS & GADGETS FOR CANADIAN LIVING

BY PETER KEAY



### IF FATHER'S HOOKED ON FISH

If father's fishing around for a present, present the old — ah — fisherman with these fish. They're neither flesh, nor fowl nor good red herring, but purely ornamental and denworthy and should keep him quiet for a while. About 8 to 10 inches long, they're handcarved by Leo Gervais of Montreal, sit on a table top. $8 each. Drop a line in: Canadian Handicrafts Guild, 77 Bloor St. W., Toronto.

### *Rings for his fingers*

Highly polished chunks of semi-precious stone help you find your key ring . . . however lost in the vast abysses of a coat pocket. The chains have a gilt finish, and the whole was designed by Canadian artist J. G. Palliser. $4.50 at The Artisans, 51 Gerrard St., Toronto.



### *Teak for a telephone*

End telephone sprawl! Why keep the phone book under the bed? Don't doodle on the wall (Who did *that* one?) . . . Buy this handy dandy rack instead. It's got a drawer and it's Danish and it costs $24 and it comes to your rescue from Unique Gifts, 693 Bay St., Toronto.






### *Tweet, tweet, tw-e-e-et*

This mythical beast is a thermometer hygrometer. It is not, in spite of its name, as rare as the phoenix, the great auk, the roc, or the dodo . . . did you know, by the way, that the dodo, though related to the pigeon, was larger than a turkey? That the roc carried off elephants to feed its young? That, although the great auk is extinct, the razor-billed auk and the little auk are not? That phoenixes made ashes of themselves? That is, before they expyred? That this thermometer hygrometer tells the temperature, and the humidity? That the bird changes color (pink, blue, and purple) to express the degree of humidity? That it stands 4 or 5 in. high? That it was made in France? That you can hang it up or set it on a table? That it costs $3.75? That it comes from La Boutique D'Eloise, 558 Yonge St., Toronto?



### *Mother-in-law visiting?*

If you go to the office first and then shave and boil your egg (Please park in the **back** of the lot, Mr. Wiggins), you need this handy key-ring timer with buzzer alarm. You could use it to time long-distance phone calls or to clock your time on a parking meter, but it's really ideal for boiling eggs in the car. Timer can be set up to an hour. $3.50, and you write to Memopark, G. H. Mitchell Sales, 295 King St. E., Toronto.

### *Fine fabrics forthwith*

Holland Traders in Paris, Ont., are carrying an incredible range of colors in upholstery and drapery fabrics. Three of them, Tuscony, Matsu and Tru-Sail, come in ONE HUNDRED AND ONE colors EACH and all 303 colors are different. If you can't find the color you want in their sample book, we can't believe it. They're all 48 in. wide. Matsu and Tuscony are rayon and cotton blends, and Tru-Sail is all cotton. Matsu sells for about $3.95, Tuscony for about $4.50 and Tru-Sail for about $3.50. Holland Traders are wholesalers, but are supplying retailers across Canada. If you can't find these fabrics locally, write them and they'll tell you where to look. All three of the fabrics are going to be shown at Western Ontario Furniture Market (London, Ont.) this fall, if you're handy to it.

Any one of them is suitable for draperies, bedspreads or slipcovers. Decorating Editor Margit Bennet is particularly taken with Tru-Sail. Write, for more detailed information, Holland Traders, Drapery Hardware Ltd., Paris, Ontario.




### *A sad can-opener story*

Once, a young man who was madly in love saw his girl open a can. She opened it upside down and clockwise. Broken, he returned her ring and entered a monastery. You can avoid tragedies like these. Give her this perfect fully automatic, wall-mounted electric can opener. It costs about $24. (Calston opener)



### WRITER KILLED WITH CLAYMORE?

Scots wha' hae wi' Wallace bled
Scots whom Bruce has often led
Make these dishes; it is said
They are pottery.

Now's the day and now's the hour
To buy them; see the national flower
(Thistles) on them — oh, if our
Tin plates resembled thee!

BLUE & GREEN, $1.25 TO $6.95, LION & LAMB SHOP, 1523 YONGE ST., TORONTO.

*Order specialty items from the addresses given above. All other prices are approximate; if items are not in local stores, query to the address listed in "Where to Buy," page 96*

## ITALIAN DIRECTOIRE BEDROOM GROUP

By RIDPATH'S *Limited*



This unusually fine bedroom furniture is made in Ridpath's own workshops, by our own skilled craftsmen, to our well-known high standards. Italian Directoire style is characterized by classic straight lines of timeless charm. These are made of Bisque Cherrywood, with caning in the bed-head — but can be made especially for you in the wood and finish of your choice.

MAKERS OF FINE FURNITURE

RIDPATH'S *Limited*

906 YONGE ST. WA. 2-4147



*Chinastyle*

SIMPSONS (POTTERS) LTD.
Stoke-On-Trent
England



5 Piece place setting
about $6.40

"Sandringham"

*Designed to compliment the modern home, "Sandringham" is now available in fine English Dinnerware at very moderate cost. Full rim width in smart olive green with grey matching motif. Finished in platinum inside band and edge on pure white background.*

At your favourite shop or write for colour folders to—
Canadian Agents: WM. SMITH & SONS LTD., 94 Wellington St. W., Toronto




## GLASSWARE OF GREAT DISTINCTION

This beautiful glassware from Finland bears the signature of one of her most famous designers, Timo Topani Sarpaneva. From left to right: small bowl, $3.50; smoke-colored bowl, about $9; double-lipped mauve vase, about $4; smoke-colored vase, $3.50; deep-blue shallow bowl, about $5. All these, other bowls, vases and glasses, from the Karelia Studio, 729 Bayview Ave., Toronto.



### *Adore adorned ashtrays?*

Eskimo and cat lovers can now start collections of cat and Eskimo ashtrays. These are pottery: the glaze is off-white, the designs are brown. All are by Canadian artists Lorraine and Jack Herman. Eskimo, $4.75; small and large cats, $2.50 each. From The Artisans, 51 Gerrard St. W., Toronto.

### *Who is the fairest . . .?*

Brass-and-marble set vanity mirror is two-way, plain and magnifying. Soap shell is milk glass on gold base. Mirror, $14; shell, $3.50. The Bath and Closet Boutique, 2135 Crescent St., Montreal.





## CHINOISERIE FROM SCANDINAVIA

You've already given them matched hula hoops, an umbrella stand made out of an elephant's foot, a bottle of slivovitz, a complete set of Doreen's baby pictures, a can of oysters poached in mint jelly, and your old golf shoes? Hmn? Why don't you fly right for a change? Give them these handsome Oriental-looking teak trivets. $6.75 a pair, Georg Jensen Ltd., 95A Bloor St. W., Toronto.



# *Q*uestions & *A*nswers

THAT MAY BE OF HELP TO YOU, TOO

**Q:** *I have some pieces of driftwood that I would like to make into lamps. Could you tell me how to do it?—Mrs. N. Martin, St. Martin, Que.*

**A:** There are several methods of finishing driftwood. But, first of all, the wood must be carefully sanded with fine steel wool to bring up the ribbed look of the stronger part of the grain. This will give a burnished gloss to the driftwood, too. For an even higher gloss, use a good-quality wax—and rub hard. You can do the rubbing with an electric polisher, or with the buffer attachments that come with a small power drill. Another method of polishing is to rub the wood with a small, round steel rod. After the rubbing is completed, some people like to apply a thin coat of boiled linseed oil and rub in several coats until a soft sheen is obtained. Other people prefer shellac for a harder finish, using any good floor wax as a final polish.

### *Can CH help you?*

**Do you have a household problem that needs solving? A room that needs decorating, or a stubborn plant that refuses to bloom? If so, we will be glad to help you. Write to: Canadian Homes, 481 University Ave., Toronto.**

**Q:** *I have a living room that I just don't know what to do with. The furniture is dark-brown and beige, my drapes are pale-blue with a silver stripe, and my grey rug finishes it off just lovely. Everything seems to be discordant — which it is, of course. I would like to cover my sofa and chair, but I am afraid that I will just make things worse, unless I pick the right color. What I need is a color that will blend with the blue drapes and silver-grey rug (my walls are beige). Can CH help me?*—MRS. S. MERCURY.

**A:** Decorating Editor Margit Bennett says that the color-key in your room seems to be in the blue of the draperies and the silver-grey rug. She suggests that you pick a deeper tone of the pale blue draperies for your chesterfield. (If your draperies are a very pale blue, you might even find that aquamarine would suit you.) Because blue and grey are both cool colors, you need a warm color as an accent. Gold or pumpkin would be a nice accent for the chair and the cushions of the chesterfield.

The beige walls don't sound as if they fit in too well. Next time you paint, you could try a light grey on the walls, to blend with the color of your carpet. Or, if your room faces north or east, you could use a light-gold on the walls; then use gold as the color accent on your cushions, etc.

### WHAT TO DO ABOUT TARNISHED BRASS AND COPPER

idea

Ordinary household vinegar, to which as much salt as it will dissolve has been added, will remove tarnish and corrosion from brass and copper. Add flour to make a paste if you want something easier to work with. After removing the tarnish, rinse the object in clear water. Ammonia will remove oxidization stains (a greenish deposit), but if this has occurred on nickel-plated fixtures or pipes, the original plating will have been lost. The only remedy, other than replating, is to brighten the metal with steel wool or sandpaper and wash it with benzine. The fixture or pipe can then be painted. However, chromium replating is not too expensive, and there are quite a number of firms who do this for automobile garages.


There are 3 Main reasons *why* these men prefer Dewar's.




1. No matter where they follow their sport, these fans know that because of its universal demand Dewar's is available in every province of Canada—in every country of the world.
2. They prefer the superb blending of this great Scotch whisky that makes it *naturally* smooth.
3. But, best of all, they know that they can always be sure of Dewar's—because it never varies!

"Dewar's Special"
SCOTCH WHISKY
"It never varies"
distilled, blended and bottled in Scotland






12R

## SOME WAYS OF CLEANING AND RESTORING FIREPLACE BRICKS

idea

Interior brickwork, such as a fireplace hearth and surrounds, can be cleaned of smoke and soot stains with a stiff brush or steel wool. Use a scrubbing powder or gritty paste used for cleaning greasy hands. After the stains are removed, clean with clear water. If the stains are too deep for this treatment to work, rub the bricks with a carborundum stone which can be bought quite cheaply from any hardware store. After cleaning, wash with clear water and let dry. The colors of the brickwork can be enriched by putting on a heavy application of raw linseed oil. The oil will darken the bricks slightly, but will help prevent the formation of new stains on your chimney or hearth. If you clean your bricks every summer, the smoke stains will be easy to remove.


Shop

You're wise to choose your TV set so it blends with your own good taste and design for living. Fleetwood creates Television with outer beauty that matches the inner excellence.



CONSOLE • MODEL 704



CONSOLETTE • MODEL 600



PORTABLE • MODEL 19-11

LOOK

Just because you can't see the "insides" of your TV set — don't overlook them! You judge fine food by its taste . . . and fine Television by its performance. You don't have to be an "expert" to compare other sets with Fleetwood — for clarity, sensitivity, resistance to interference and all-round technical excellence. But if you do have an expert handy, chances are he'll tell you what thousands of Fleetwood owners know: we put more into your Fleetwood set — so you'll get more out of it.



3-WAY COMBINATION CONSOLE • MODEL 604

Listen

Let your own critical ear confirm the judgment of your own discerning eye. The living sound of true high-fidelity gives added depth to your enjoyment of every Fleetwood instrument.

Fleetwood

TELEVISION • HI-FIDELITY

FLEETWOOD CORPORATION • MONTREAL, QUE.




**Q:** *I have enjoyed your magazine, and was impressed by the new format and interesting articles. That is, until your July issue where you list Edinburgh as a "pom-pom" dahlia. It is no such thing — it's a small, decorative type and not red. To add insult to injury, you've even spelled "pom-pom" wrong. The correct word is "pompon". After such errors I'm wondering just how reliable your gardening articles can be. Surely the gardening editor should have caught such an obvious mistake . . . Hoping you can do much better.* — A. E. GARWOOD, KINGSTON, ONT.

**A:** We can try. Author Lois Wilson, dahlia expert John Ogg, whom she was writing about, and Gardening Editor Jane Little who checked the article, all agree "pompon" is the correct spelling, and that the Edinburgh dahlia is more correctly described as a miniature, ball-type decorative variety (similar to, but larger than a pompon). But all three, and several published athorities, insist that Edinburgh is, "deep-red in color, with white tips on the petals," as described . . . although listings may say "maroon."

**Q:** *Many years ago, in one of the issues of CH&G, there was a recipe for a very delicious sauce — made from various fresh fruits, sugar and (I think) brandy — to be used in the autumn and winter on puddings, ice cream, etc. Unfortunately, I have lost the recipe and wonder if Madame Benoit could give it to me again.* — MRS. R. E. CODDINGTON, WINNIPEG.

**A:** Madame Benoit is delighted to pass along her recipe for Tutti-Frutti Sauce to you again. Here it is for you — and other interested readers:

*Tutti-Frutti Sauce*

Add to 1 qt sound, ripe strawberries, mashed and hulled, an equal weight of sugar and cook slowly, just until sugar dissolves. Pour into wide-mouthed earthenware crock, and (when cool) add 2 cups brandy or rum. Let stand, tightly covered, in a cool place. Stir daily, and as the season progresses, cook hulled raspberries and their weight in sugar and add to the jar. Then add pitted cherries, fresh apricots (split in two and pitted), plums (pared and quartered), all cooked with equal weights in sugar. When fruits have been added, pour in another 2 cups brandy or rum. Stir juice and fruit together gently. When jar is full, cover down and leave in a cool spot. (It keeps for 2 or 3 years.) The secret is not to overcook the fruit, and to cook over low heat.□

## *Where to buy items shown in this issue*

INSIDE OUR HOUSE (page 4): *People heaters.* Made by Pye, these thermodare infra-red radiant heaters are available from Hill Cornish Electric Ltd., 50 Prince St., or P.O. Box 157, Oshawa, Ont. There are four models: 1,200 and 2,000 watts (33 in.) at about $38 and $43; 3,000 and 4,000 watts (55 in.) at $60 and $70. The federal sales tax is extra where voltage regulations apply.

SERVICE CENTRE (page 93): *Calston opener,* Calston Ltd., 36 Caledonia Rd., Toronto 10. (Model CO-61-1).



SERVICE CENTRE FOR CANADIAN Homes



# information desk

*by Dora Gregg*

*Use coupon on page 99 to order these helpful advertisers' booklets. If ordering more than 30, explain your needs by accompanying letter for special attention. Allow 3 or 4 weeks for delivery. Most booklets are free but those starred (☆) have a small charge*




*This explains how five basic tools in one power tool let you saw, sand, drill and turn your woodwork to a fine finish. Booklet 404*




*All about a paint line that comes in 1,322 colors—both exterior and interior. 10 cents, please. Booklet 471*

*This compact folder tells how to make curtains and draperies, adds tops on hanging the result. Booklet 257*




PLANNING TO BUILD OR BUY A HOUSE, REMODEL, DECORATE, LANDSCAPE, OR TRAVEL? USE THE COUPON ON PAGE 99 FOR HELPFUL BOOKLETS

### Family Travel

1. IRELAND: Full information for visitors in colorful brochures. Hotel guide lists with rate structure, coach tours, sports and cultural events — maps and regional guides available. Irish Tourist Office.
2. S/S HOMERIC, the Flag Ship of Home Lines Canada-Europe service; M/S ITALIA, trans-Atlantic luxury passenger service to Channel ports and Germany. Complete information. Home Lines.
3. NOVA SCOTIA CAMERA TOUR: Canada's Ocean playground of historic beauty — with rugged Highlands, lush valleys and the blue, blue sea. Nova Scotia Travel Bureau.
4. PLANNING A TRIP to New York, Washington, D.C., Boston, Mass., Cleveland, Ohio, or Chicago, Ill.? Literature with complete details about the Hotel Roosevelt, N.Y.; Mayflower, Wash.; Somerset, Boston; Edgewater, Chicago, Cleveland in Cleveland. Hotel Corp. of America.
5. CHOOSE FRANCE FIRST: where to go, what to see by rail and bus. How to visit France and 12 other countries with low-cost EURAILPASS. French National Railroads.
6. This is BALMORAL CLUB directly on the ocean near Nassau. Colorful folder depicting the Club, its functions, beaches, night life, summer sports, etc. Rates on request.
7. NASSAU AND THE BAHAMAS ISLANDS: many colored pictures contained in this pamphlet of information to help you plan your trip to this beautiful island. Nassau Bahamas Development Board.
8. CALIFORNIA AND THE WEST: including Disneyland Hotel Special, San Francisco, etc. Brochures give all details, fares, etc. American Airlines.
9. PAN AM HOLIDAY PLEASURE TRIPS: tours to Europe, Pacific and beyond, Caribbean, Central and South America, Alaska, or Round the World —conducted or independent—described in free booklet. Pan American World Airways Inc.
12. ALMANAC FOR TOURISTS IN FRANCE: Index of places, map of French provinces, complete monthly calendar of all events of 1960 — together with useful information for the traveler. French Government Tourist Office.
13. HOLIDAY GUIDE FOR 1960: complete structure of escorted and independent tours — including dates of departure and return, cost, daily itinerary, etc. Calladine & Baldry Ltd.
14. THE PROVINCE OF QUEBEC bids you bienvenue! Information package on parks, shrines, Gaspe region, road maps, etc., to help you plan your trip. The Province of Quebec Publicity Bureau.
15. ONTARIO: Canada's all-year vacation province. Plenty to do and see in 33 vacation areas. Pictures, maps, road bulletins, etc. — East, West, North and South. Ontario Dept. of Travel and Publicity.
16. YOUR NEW BRUNSWICK HOLIDAY KIT: helps you get the most out of a holiday in this playground by the sea. Motorland Unlimited — "like driving through the pages of history." New Brunswick Travel Bureau.
17. TRAVEL SUGGESTIONS, 1960: whatever your travel pleasure you will find it covered in this free pamphlet, rates included on escorted tours, independent or a "made-to-order" tour, to any part of the globe. American Express Co.
18. SHERATON HOTELS: descriptive, helpful booklet listing in complete detail, rates, etc., of 45 Sheraton Hotels in 33 American and Canadian cities. Guide for traveling executive or vacationing family. Sheraton Hotel Corporation.
20. VACATION & HOTEL SUGGESTIONS: giving information on location, facilities and rates of outstanding hotels and resorts in Canada, U.S.A., Bermuda, Caribbean and Mexico — plus a leaflet telling "How to Use the Services of Your Travel Agent." William P. Wolfe Organizations.
21. THE TRADE WINDS HOTEL on the Atlantic at Ft. Lauderdale, Florida, offers free folder illustrated in color, giving details of facilities, rate schedule, etc.
24. SHOPPING YOUR WAY THROUGH SCANDINAVIA: Informative brochure containing tips for your shopping tour, a chart of European sizes, Customs hints and regulations, etc. Scandinavian Airlines Systems Inc.
25. JAMAICA, BRITISH WEST INDIES: a vacation in color, depicting Jamaica in all its varied tropical splendor. With accompanying booklet outlining rate structure for hotels, guest houses and resort cottages. Jamaica Tourist Board.
26. ANY TIME IS TRAVEL TIME IN GERMANY. Attractive booklet depicting in full color the many interesting places to visit. Free, plus complete '60 calendar of events. Europe-Canada Line.
28. M.S. VICTORIA and S.S. NASSAU CRUISE PROGRAMS: detailing cruises to Europe and year round cruises to Nassau. Incres Line.
29. S/S QUEEN FREDERICA: Luxury passenger service between North America and Spain, Italy, and Greece. Color pictures of liner and complete information. National Hellenic American Line.
30. SEE BRITAIN BY RAIL: Tour hints for your stay in Britain; routes to the Continent, Ireland, Channel Islands, etc. Complete with color photos, maps, etc. British and Irish Railways Inc.
31. HOTELS & MOTELS in the major cities of the U.S.A. Colorful brochure with complete details. Pick Hotels Corporation.
33. TWO WINTER CRUISES — 1960/61: 1961 Round-the-World cruise. Visit 19 ports in 77 days. Or explore the Mediterranean — 17 ports in 47 days. For complete details write Holland-America Line.
34. PIER 66 MOTOR HOTEL: informative package describing in word and picture the accommodation facilities of this Florida hotel for a holiday, an extended vacation, or conference. Pier 66 Motor Hotel.
☆ 35. TRAILER PARK GUIDE for the Vacation Trailer traveling public through Canada, U.S.A. and Mexico, also list of trailer rental locations. Price 50c. Mobile Homes Mfrs. Assoc.
37. BERMUDA: Packaged information on living accommodations and rates, shopping, what to wear, sightseeing, etc. in Bermuda. The Bermuda Trade Development Board.
38. THIS IS BRITISH COLUMBIA: informative brochure on the social, industrial and recreational resources of Canada's most westerly province. B.C. Travel Bureau.
39. BRITISH COLUMBIA: colorful folder gives details of ten different vacation packages, for holiday fun for everyone. B. C. Travel Bureau.
40. SPAIN: Interesting travel package giving highlights of history of Spain, culture, food, sports, places to visit, etc. Spanish National Tourist Office.
41. FLY EUROPEAN JOURNEY TCA: colorful booklet gives helpful travel information on the different countries of Europe. Trans-Canada Air Lines.
☆ 43. SPECIAL CANADIAN TRAVEL ISSUE: a keen and knowing guide to help you rediscover Canada. Back copy of CH for July '59 with 13 display pages on travel, excerpts of articles and maps, report on Trans-Canada highways, souvenirs and where to buy them, etc. Price 25c. CH Photo Service.
44. SCANDINAVIA & FINLAND: Informative brochure giving details of history, holiday pleasure, facts and figures on these Nordic nations. Air France Compagnie Nationale.
45. PRINCE EDWARD ISLAND packet of information including color pictures, tourist accommodations, road map and guide, etc. P.E.I. Travel Bureau.
46. ALBERTA: booklet showing the grandeur and beauty of mountains, plains and cities, plus sports, recreational, things-to-see, etc. In full.
48. BARBADOS: Illustrated folders to help you plan a refreshingly wonderful vacation in this friendly, unspoiled, Caribbean island. Barbados Tourist Board.
49. JAGUAR: booklets showing the outstanding features and giving all the mechanical specifications on Jaguar 3.8, 3.4, and Mark IX. Jaguar Cars (Canada) Ltd.
50. UNITED STATES LINES: complete information on passenger fares and sailing schedules, general information, etc. of the SS United States and SS America. United States Lines Co.
51. THIS IS THE BREMEN: colorful brochure gives full details of passenger accommodations, health and special facilities, entertainment, etc. aboard this flagship of the North German Lloyd.
53. CUNARD LINE SUNSHINE CRUISES to the south, and Mediterranean Spring cruises given in detail in colorful booklets. Also facts about the world's wonder ships, Queen Mary, and Queen Elizabeth. Cunard Steamship Co. Ltd.
54. SEE THE REAL GLORY OF EUROPE. Czechoslovakia travel kit complete with holiday program, sports, map, colorful pictures, etc. Czechoslovakia Travel Bureau.
56. HAPPIER VACATIONS: Colorful 40-page illustrated booklet on planning vacations, touring by car, camping, outdoor cooking. A guide to more fun for less money. Canadian Coleman Co.
57. CUBA: Colorful folders depict and describe the beauties of this vacation isle, concise summary of tourist requirements, where to stay, amusements, sports, etc. Cuban Tourist Bureau.
59. THIS IS MEXICO: Complete travel packet guide to tours, shopping, things to see, places to visit, customs regulations, etc. In this fascinating country. Mexican Government Tourist Bureau.

### Bathrooms, Kitchens, Laundries

61. GILSON BILT-IN ELECTRIC RANGES. Modern convenience and quality built into your kitchen with these built-in ovens and surface units. Illustrated and described in free pamphlet. Gilson Mfg. Co. Ltd.
☆ 62. TREND SETTING KITCHENS: here is full color you'll find trend setting kitchens from all over the country. Colorful, informative brochure. Price 25c. Gilson Mfg. Co. Ltd.
63. PRECAST RECEPTORS: booklet illustrating the advantage of these showers, how constructed and the different shapes. Porcelain & Metal Products Ltd.
65. RUBBERMAID gives you 60 ways to easy housekeeping — in colorful mats, cushions, racks, etc., as well as a gallery of gadgets. Your choice of colors. Wooster Rubber Co. (Canada) Ltd.
67. KITCHEN PLANNING BROCHURE. Free planning chart, beautifully illustrated in color. Youngstown Kitchens.

## SEEN THESE? THEY'RE THE NEWEST BOOKLETS ON THE LIST

### Family Travel

10. MIAMI BEACH'S RONEY PLAZA HOTEL in all its sun-drenched elegance shown in colorful brochure. Completely equipped for your vacation pleasure. Low rates.
11. BERMUDA, NASSAU & THE CARIBBEAN: an attractive BOAC booklet in full color, filled with travel information and facts about these beautiful vacation centres. British Overseas Airways Corp.
22. CHART YOUR COURSE TO PARADISE: general booklet on all first-class cruiser liner service; SS Lurline and SS Matsonia to Hawaii, and SS Mariposa and SS Monterey to the South Seas. Matson Navigation Co.
42. EUROPEAN AUTO TRAVEL: 36-page booklet of pictures, prices and service for rental and purchase of cars for delivery in Europe. Auto- Europe Ltd.
52. CHRISTMAS SEASON reduced fare ORIENT CRUISES: Itinerary and fare of four sailings from San Francisco — Nov. 13, Dec. 6, Dec. 18 and Dec. 28. American President Lines.
60. BEAU RIVAGE-MOTEL CABANA CLUB: Colored brochure and folders describe the luxurious facilities of this private section of Miami Beach.

### Bathrooms, Kitchens, Laundries

☆ 71. NEW ADVENTURES IN BATHROOM DESIGNING with Briggs' compatible colors. Colorful booklet with suggested various treatments of color and design for your new bathroom or to remodel your existing one. Price 25c. Briggs Mfg. Co.

### Building Materials and Plans

☆ 88. "TWIN RANCH" VACATION COTTAGE: Two compact living units joined together by sun deck. Area 960 sq. ft. Detailed plans. Price 50c. Plywood Mfgrs. Assoc. of B.C.
99. HOW TO SELECT YOUR SWIMMING POOL: information on fiberglass pools. Swim and sun during warm weather. Ice skate in the colder months. Lancer Pools Ltd.
149. FILON FIBERGLASS PANELS shown used in many home improvement ideas as room dividers, patio and porch roofs, fences, etc. Available in decorator colors. Filon Plastics.
☆ 153. LOW-COST "DREAM HOUSE" VACATION COTTAGE: Advanced design with separate bunkhouse for four. Area 516 sq. ft. Detailed plans. Price 50c. Plywood Mfgrs. Assoc. of B.C.
☆ 154. "A"-FRAME BEACH CABIN: Two floors for more space and privacy. Suitable for any site. Area 576 sq. ft. Detailed plans. Price 50c. Plywood Mfgrs. Assoc. of B.C.

### Facts on Food

☆ 197. GUIDE TO EASY ENTERTAINING: featuring menus, recipes, and hostess tips on how to have guests and enjoy them. Many other illustrations. Price $1.00. General Mills Inc.

### Furniture and Furnishings

283. 1,001 DECORATING IDEAS: 84 pages of beautiful, practical room setting ideas; simple, easy-to-follow "how to" instructions for making draperies, cafe curtains, slipcovers, bedspreads, etc. Price 35c. Consolidated Trimming Corp.

### Hi-Fi, Radio & TV

391. MOTHERS, FATHERS and PIANOS: Having trouble getting your child to practice piano lessons? This little booklet gives pertinent "how to" for a successful solution. Heintzman & Co. Ltd.

### Paint and Decorate

467. DEFT brochure, complete with 6-step wood finishing chart. Simple, time-saving instructions for all interior wood finishing. Deft Wood Finish.

### Property Management

503. YOUR LIFE INSURANCE AND HOW TO USE IT: Various ways insurance benefits can be used to meet family needs. Great West Life Assurance Co.

# Harding's handy guide for carpet shoppers.



Carpets are a long-term investment. A wise choice brings years of beauty, comfort and warmth to your home—and saves you money! To help you in your selection, here is a handy shopping guide—nine easy steps to follow when you shop for a carpet.

CHATELAINE SEAL OF APPROVAL INSTITUTE

**WHAT YOU SHOULD KNOW...**

**STEP 1. Know your room measurements.** Make a diagram of the areas you plan to carpet and take it with you when you shop. Your Harding dealer can be of greater help with this information to guide him.

**STEP 2. Know your preferences.** Explain your present decorating scheme or your plans for redecorating. If possible, have samples of fabrics, paint or wallpaper with you. The more information you can give him, the more help your Harding dealer can be in guiding your choice of the Harding carpet best suited to your needs.

**STEP 3. Know the heavy "traffic" areas in your home.** In every home some floor areas are used more heavily than others. Taking this factor into consideration, your Harding dealer can help you in selecting the most suitable type of carpet for the areas you have in mind.

**STEP 4. Know your dealer.** Your Harding dealer can offer expert advice on installation, maintenance, budget terms, decorating—any carpet problem you may have.

**WHAT YOU SHOULD DO...**

**STEP 5. Ask about the fibre.** There are many kinds of fibre, ranging from the traditional wool to excellent man-made fibres like Acrilan and nylon, as well as combinations such as wool and nylon. Your Harding dealer will advise you about the fibre properties that meet your needs, considering wearability in relation to price.

**STEP 6. Check the pile.** Whichever fibre you choose, the next test of wearability is the density of the pile. The depth of pile may give you a greater luxury look and feel, but density is more important for long wear. Density and depth as well as choice of fibre, are all factors in determining the price of a carpet.

**STEP 7. Choose colors carefully.** The color or colors in your carpet are most important to the overall design of your room. Harding carpets come in a wide range of beautiful colors and since your Harding carpet will last a long time, make sure you choose with the future in mind. Harding dyes are of the finest quality obtainable.

**STEP 8. Purchase an underpad.** An underpad (or rug cushion) is a sound investment from every standpoint. It will help to increase the life of your Harding carpet and add to its beauty and comfort as well.

**STEP 9. Insist on a quality name.** The Harding name assures you of the finest quality carpet in whatever price range you select.

## Harding Carpets LIMITED, BRANTFORD, CANADA

3813




68. FORMICA WALL TILE for permanent, practical beauty. Write for literature showing full color illustrations and design suggestions. Cyanamid of Canada Ltd., Montreal.
69. SHOWER CATALOGUE specifications of complete stall shower units for homes, cottages and basement installations. Porcelain and Metal Products Limited.
70. MIRAPLAS PLASTIC WALL TILE for decorative wall protection in your kitchen and bathroom. Pamphlet shows the available wide selection of fashion-right colors. Daymond Company Ltd.
72. PREWAY PRESENTS BUILT-IN APPLIANCES for the functional kitchen — range hoods, wall and counter chefs, refrigerator-freezers — in a gallery of decorator colors. General Automatic Equipment Co.
73. TAPPAN BUILT-IN GAS RANGE and
74. TAPPAN BUILT-IN ELECTRIC OVEN & TOP UNITS: brochure complete with illustrations and specifications. Canadian Tappan Stove Ltd.
75. "PLAN IT YOURSELF" KIT: Got space for a powder room? Want to modernize bathroom or basement? Kit contains planning sheets to determine floor area available and cut-outs of fixtures and equipment. Cdn. Institute of Plumbing & Heating.
76. HOW TO PLAN MODERN BATHROOM, complete with plans and all the information you need, plus a copy of Emco Budget Plan booklet. Emco Limited.
77. MOFFAT BUILT-IN OVENS FOR GAS or
78. ELECTRICITY: illustrations and specifications showing top surface cooking, as well. Moffats Limited.
79. IN-SINK-ERATOR GARBAGE DISPOSERS for households or commercial use with patented automatic reversing action. Can be effectively used with septic tank systems. In-Sink-Erators Mfg. Co.
80. A MORE COLORFUL LIFE WITH GENUINE ARBORITE: 12 pages full color illustration of kitchens and bathrooms, complete with color chart of arborite patterns. Instructions on how to apply included. The Arborite Company Ltd.
81. The ALL-NEW EASY COMBINATION WASHER-DRYER with exclusive push-button control. Complete data on how it washes and dries a full load of clothes in one continuous operation. The Easy Washing Machine Co. Ltd.
82. AUTOMATIC ELECTRIC AND GAS RANGES, new temperature-controlled safety-surface burners watch your cooking. Food won't burn or boil over. Makes every utensil in your kitchen automatic. Completely described and illustrated. Findlays Limited.
83. BATHROOM BROCHURE: Colorful modern fixtures to blend with the latest in floor and wall finishes. Plan your bathroom to take full advantage of your choice of new accessories. American Standard Products (Canada) Ltd.

### Building Materials and Plans

84. B.P. INSUL-ATED SIDINGS: describing types and color of Insul-Bric, Insul-Stone, Insul-Tex, Insul-Shake. Building Products Ltd.
85. CANADA MASONRY CEMENT: this folder introduces and describes Canada Masonry Cement for concrete and brick masonry work. Canada Cement Co. Ltd.
86. CONCRETE FOR SUBURBAN & FARM HOMES: booklet telling of new building practices, house plans, plus the many advantages of concrete Canada Cement Co. Ltd.
91. SHAN-TONG: colorful pamphlet describing this texture paneling — its uses and how to apply it. Canadian Forest Products Ltd.
92. BONDEX CONCRETE PATCH for broken concrete walks, steps, floors. Dries concrete color. The Reardon Company Ltd.
95. CONCRETE SIDEWALKS, DRIVEWAYS, STEPS: a few simple rules are set forth in this bulletin as a guide to ensure quality concrete construction. Canada Cement Co. Ltd.
97. RED CEDAR SIDING designs of Forest Cedar, Ranch-panel, Log Cabin and Keystone Clear shown used to advantage in color pictures of homes. Also sidewall shakes and shingles. B.C. Forest Products Ltd.
98. G.E. REMOTE CONTROL: explanations and illustrations of this modern wiring system — showing its advantages and how it works. Canadian General Electric Co.
101. C.G.C. ALUMINUM LOUVERS: free folder gives ventilation requirements and various sizes and styles of rust-proof Aluminum Louvers for home use. Canadian Gypsum Co. Ltd.
☆ 102. "WHAT YOU SHOULD KNOW BEFORE YOU BUILD": a 10-page mimeographed reprint of an authoritative article by Building Editor James A. Knight originally published in Canadian Homes and Gardens and recently revised. Full of the latest data on planning a house of your own. 25c each. CH Plans Service.
106. HOW TO BUILD OR MODERNIZE YOUR HOME: illustrated booklet highlighting the rules to follow when investing in a home. Anaconda American Brass Ltd.
107. MONEY-SAVING FACTS FOR HOME OWNERS: 96 pages jam-packed with practical tips on home care, materials, and repairs. Allstate Insurance Company.
108. JOHNS-MANVILLE COLORBESTOS SIDING: illustrates the range of Permatone colors. Shows how these asbestos-cement shingles can be used in new construction or in remodeling your present home. Canadian Johns-Manville Co. Ltd.
110. PV PRE-FINISHED SQUARE-TEX — a new ceiling and wall panel finished in a soft non-glassy, neutral tone; rapid and convenient application. Free color folder covering product and application. Canadian Forest Products Ltd.
111. HOW TO RESET TILE, fill cracks between bathtub and wall, around bathroom fixtures and sinks. Reardon's Tile Cement pamphlet available free. The Reardon Co. Ltd.
113. NEW WALLBOARD PATTERNS: folder shows three new patterns of pre-decorated Sheetrock Wallboard—Ranch Pine, Sablewood and Cherry wood. Canadian Gypsum Co.
116. FINISH WOOD LIKE AN EXPERT: pamphlet describing where and how to apply Rez wood finishes—Rez, White, Rez-Ex. Monsanto Canada Limited.
117. P. V. RANCH WALL: pamphlet illustrating the interior and exterior uses for this Douglas Fir Plywood. Canadian Forest Products.
118. "GOT WATER IN THE BASEMENT?": 8-page pamphlet explains particular uses of all six Bondex waterproofing products — Bondex Cement Paint, Bondex Heavy Duty, Bondex Heavy Duty Additive, Bondex Quick Plug, Bondex Concrete Patch and Bondex Silicone Waterproofing. The Reardon Company Ltd.



119. PLAN WITH PILKINGTON figured glass. Chase away the shadows with transparent walls, accent for stairways, partitions, etc. Pilkington Glass Ltd.
124. CANADA CEMENT HANDBOOK: outlining the fundamentals of good concrete; qualities required; recommended mixtures; testing, repairing, etc. Canada Cement Ltd.
125. CONCRETE IMPROVEMENTS AROUND THE HOME: Beautify and increase the value of your home with garden pools, barbecue pits, flower pots, steps, walks, walls, terraces, etc. You can "do-it-yourself" with these simple instructions. Canada Cement Ltd.
126. P. Y. HARDBOARD: free 16-page Home-Craftsman's Handbook. Complete "do-it-yourself" instructions for hardboard uses. Canadian Forest Products Limited.
127. MUTTART BRAND "READY TO ASSEMBLE" HOMES for city, country, resorts and farms. Delivered anywhere—ready to erect, blueprints and instructions included. Two different plans described and illustrated in free pamphlets. Muttart Enterprises Ltd.
129. CEDAR CABINS: designs for six cedar cabins, plus 26 other designs for informal outdoor living, garages, carports and fences in Western Red Cedar. Cottage designs are suitable for any site. Red Cedar Shingle Bureau.
130. THE HOUSE OF CEDAR: Three booklets dealing with the use of cedar in house construction, the advantages of cedar in roofing, and illustrating five room application ideas. Red Cedar Shingle Bureau.
132. PRECISION-BUILT QUALITY HOMES INC.: package of pictured designs to choose from for your home or cottage, or have it "custom designed," ready to assemble.
133. SWIMMING POOLS, equipment and accessories, fully described and illustrated, to help you bring the loke to your home. Spramotor Limited.
☆ 135. "1144 CLARK HOME PLANS": the home planning service where you can design it yourself or change any plan as you wish. Price $1.00. Clark Homes Ltd.
136. BOND-EASY CONTACT ADHESIVE: non-inflammable for bonding decorative laminates, plywood panels, wallboard, and wood veneers. Step-by-step instructions included. Minnesota Mining Mfg. of Canada.
138. FLINTKOTE DRIVEWAY PAVER & FLINTAR DRIVEWAY SEALER: two booklets giving step-by-step instructions for hard surfacing your driveway or to protect your present asphalt driveway. The Flintkote Company of Canada Ltd.
140. HOME REMODELING ON A BUDGET WITH ALUMINUM: Informative booklet on the advantages of aluminum to remodel your home from basement to attic, carport or garage, etc. plus facts on financing. Aluminum Co. of Canada Ltd.
☆ 141. ELECTRICITY IN THE HOME: CH's Guidebook No. 8 — a 20-page safe and sane guide to all matters electrical in the Canadian home. Price 25c. CH Plans Service.
142. ELECTROSTRIP & PUSHMATIC ELECTRI-CENTER: one booklet shows how simply electrostrip is installed to give electric outlets anywhere in the house. The other gives details of the new Bulldog House Panel that eliminates electrical trouble calls. Bulldog Electric Products Co.
144. SWIMMING POOLS designed to meet Canadian conditions. An introduction to the wonderful world of outdoor living. Four Oaks Limited.
☆ 145. HOW TO HAVE A FIBRETEX ACOUSTICAL CEILING: shows the practicability and beauty of J-M predecorated Ceiling Panels and Wall Planks. Price 10c. Canadian Johns-Manville Co. Ltd.
146. FORMICA, the decorative plastic surface for long-life table tops, counters and vanitories. Write for literature showing full color illustrations. Cyanamid of Canada Ltd.
147. "DO-IT-YOURSELF" SWIMMING POOL: a few tools and a little spare-time work following these simple instructions, will produce a beautiful pool of your own. Emerald Swimming Pools Reg'd.
☆ 148. HALLIDAY'S STYLEMASTER HOME PLANNING KIT for 1960: complete catalogue including a group of new designs, all specifications and prices. Price 25c. The Halliday Co. Ltd.
150. JOHNS-MANVILLE SEAL-O-MATIC SHINGLES: the asphalt shingle that stays flat and weather-tight. Shows complete range of 22 colors. Canadian Johns-Manville Co. Ltd.
151. "ROOFMASTER" ASPHALT SHINGLES: A book giving the complete color range and description of asphalt shingles. Building Products Ltd.
152. 27 HOME HARMONY COLORS. Pamphlet shows 27 colors of C.G.C. asphalt shingles, also suggests 10 rules for home color harmony. Canadian Gypsum Co. Ltd.

### China, Glass and Silver

155. POOLE POTTERY: traditional and modern designs of handpainted ware—vases tableware, gift and accessory pieces shown in photos and current color schemes. Also the "Story of Poole Pottery". Carter, Stabler & Adams Ltd.
156. STAINLESS STEEL: illustrations and prices of the finest Swedish stainless steel tableware—won't discolor or tarnish. A. B. Gense & Co.
157. HOW TO CARE FOR YOUR SILVERWARE: folder on the washing, polishing, causes of tarnish, etc., plus the do's and don'ts in the care of silverware. Oneida Community Ltd.
158. FREE PATTERN FOLDER: portfolio containing a variety of current Wedgwood patterns and table settings in full color. Josiah Wedgwood & Sons Ltd.
☆ 160. FINE ENGLISH DINNERWARE: handy folder, containing colored illustrations of a few of the many Spode patterns. Price 10c. Copeland & Duncan Ltd.
☆ 161. ROYAL DOULTON FIGURES: 98-page brochure illustrating these Figures in full color. Also included are Character and Toby Jugs. Animal Models. Rouge Flambe and Sung Wares. Price 25c. Doulton & Co. (Canada) Ltd.
☆ 162. "CHOOSING YOUR TABLEWARE," a 90-page handbook for every hostess, with 73 full color photos of the latest designs in Royal Doulton fine bone china and dinnerware. Price 25c. Doulton & Co. (Canada) Ltd.
163. AYNSLEY ENGLISH BONE CHINA: full color folders showing new patterns available. Canadian Agent: Wm. Smith & Sons Ltd.
165. DO YOU KNOW what CHINA is? Most people don't. That fine SILVER increases in beauty with use? How to test real china, keep your silver bright, and the "do's and don't's" of proper care told in two informative booklets. Empire Crafts (Canada) Ltd.

166. MASON'S IRONSTONE CHINA: full color folders available on "Old World" patterns now in stock. Wm. Smith & Sons Ltd.
167. DENBY OVEN & TABLEWARE: full color folder showing new pattern available. Canadian Agent: Wm. Smith & Sons Ltd.
☆ 168. IDEAS FOR SUCCESSFUL TABLE SETTINGS for all occasions. Like successful personalities—table settings should be correct in big things, individual in small things. Illustrated in color. Price 10c. Oneida Community Limited.
169. CHINASTYLE: modern chinaware patterns now available in fine English dinnerware. Wm. Smith & Sons Ltd.

### Facts on Food

☆ 188. BASIC FREEZER COOKERY: 127 menus and 233 additional recipes, plus other suggestions to help you achieve the ultimate in freezer living. Price 50c. Amana Refrigeration Inc.
189. KNOX EAT-AND-REDUCE PLAN: includes Choice-of-Foods chart, menu suggestions, recipes, and your own weight and measurement chart. Knox Gelatine Canada Ltd.
190. OVEN-BAKED BEAN RECIPES: contains many inexpensive, tasty and unusual bean recipes. H. J. Heinz Co. of Canada Ltd.
☆ 192. WARING BLENDOR—blend and serve—29 pages of new tested recipes and techniques for gourmet dishes from soups to desserts. Price 10c. Waring Products Corporation.
☆ 195. DISHES MEN LIKE: 168 recipes — new and old favorites. Easy to prepare go-togethers that you can build a menu around. 25c. Leo & Perrin Inc.
☆ 198. Canadian FISH COOK BOOK: A handbook on how to buy, prepare, and serve all kinds of Canadian fish and shellfish at every season of the year. Price $1.00. Queen's Printer, Ottawa.
☆ 202. BAKER'S FAVORITE CHOCOLATE RECIPES: over 200 chocolate recipes collected together in one book. Price 25c. General Foods Ltd.
204. FOOD CALORIC CONTENT CHART: complete coverage on all foodstuffs and beverages, also average height and weight table with recommended daily caloric requirements. Convenient size for purse or packet. H. J. Heinz Co. of Canada Ltd.
☆ 212. BAKER'S COCONUT CUT-UP CAKES: a calendar of new cake-making ideas, and introducing an easy way to make novel cakes without special pans. Price 15c. General Foods Ltd.
☆ 214. FEEDING BABY BETTER: for the Mother-to-be, here is a complete informative Osterizer guide on baby feeding. Price 10c. John Oster Mfg. Co.
218. COOK BOOK of TASTY MOLASSES RECIPES for meats, vegetables, cakes, puddings, pies, bread, etc. Barbados Fancy Molasses Company Ltd.

### Floors and Flooring

235. AT HOME IN ANY SETTING: color designs of rubber flooring to suit any room in the home. Amtico Flooring Division of the American Biltrite Rubber Co. (Canada) Ltd.
☆ 236. HOW TO CARE FOR YOUR RUGS & CARPETS: this carefully prepared guide gives much specialized "know-how", accumulated by the carpet industry. Price 5c. Harding Carpets Ltd.
237. FLOOR TILES: two pamphlets showing the different colors of this Vinyl-Asbestos floor tile. Complete installation instructions included. The Flintkote Co. of Canada Ltd.
238. WOOD-MOSAIC LAMINATED BLOCK SPECIALTY FLOORING: has the warmth of fine hardwood, design that blends with the modern or traditional. Wood-Mosaic Ltd.
☆ 239. LAY YOUR OWN CERAMIC TILE — you don't have to be an expert. This little booklet tells all about it. Price 25c. Frontenac Floor & Wall Tile Ltd.
240. "YOUR RUGS SHOULD LAST A LIFETIME": a practical guidebook on rug care plus details on Duralay—a foam rubber rug underlay. Durie & Miller of Canada Ltd.
241. FLOOR CARPETING: colorful illustration showing the advantages of Tintawn carpeting. Gordon A. MacEachern Limited.
242. LAYING, FINISHING AND MAINTENANCE OF CANADIAN HARDWOOD FLOORING: full details with illustrations. Canadian Lumbermen's Association.
☆ 244. CHOOSING YOUR CARPET WITH CONFIDENCE: booklet gives facts about fibres, weaves; tells how to judge carpet quality; what type of carpet is needed for specific traffic areas and what to pay for it; gives tips on decorating, etc. Price 25c. Toronto Carpet Mfg. Co. Ltd.
245. TILES FOR YOUR FLOOR: folder showing floors in full color and color charts for Asphalt and Vinyl Flortile. Building Products Ltd.
247. WHAT YOU SHOULD KNOW ABOUT CARPETS: Informative, illustrated booklet containing important facts on natural and man-made fibres, textures, colors, price and quality. Du Pont of Canada Ltd.
☆ 248. HOW TO DECORATE WITH CONFIDENCE: 36 pages of interesting and practical ideas with emphasis on correct carpeting. 29 full color pictures of floor coverings. Price 25c. Firth Carpet Company.
☆ 249. MODERN FLOOR DECOR: experienced advice contained in this booklet — and redecorating project from start to finish. Price 25c. Dominion Oilcloth & Linoleum Co. Ltd.

### Furniture and Furnishings

254. THE EXCITING STORY OF VISCOSE IN CARPETS & RUGS: giving origin, production methods, types of carpets, cleaning instructions; etc. Courtaulds (Canada) Ltd.
255. RIDEAU RELATED: booklet shows advanced styling in contemporary furniture. Imperial Furniture Mfg. Co.
256. HOW TO LIGHT CONDITION YOUR NEW HOME: illustrated booklet of 24 tested recipes for a better lighted home. Canadian General Electric Co. Ltd.
257. HOW TO MAKE CURTAINS & DRAPERIES: illustrated pamphlet giving instructions on how to make curtains and drapes and the proper rods for hanging them. Kirsch Manufacturing Co. of Canada Ltd.
258. "HERE'S WHY" story of the Talisman coordinated groupings of furniture by Kaufman of Collingwood. Booklet gives details of construction and finish, plus specifications.
259. FREE COLOR SAMPLE BOOK: 21 new decorator colors in "drip-dry" Scarlett Fabrics for draperies, slipcovers and bedspreads. 50 in. wide. $1.50 yd. Lining $1.00 yd. Scarlett Fabrics Ltd.
260. "THIBAULT": free booklet illustrating available suites of this rustic style, functional furniture. E. Thibault Ltd.
☆ 261. "THIBAULT CATALOGUE": showing photographed room settings of this Ranch style furniture in full color, sketches of other settings, details of dimensions, etc. Available in English and French. Price $1.00. E. Thibault Ltd.
262. BEAUTY TONE LIGHT BULBS. Color chart to guide you in a choice of these light bulbs. Canadian Westinghouse Co. Ltd.
263. LA-Z-BOY CHAIR: shows various models and explains why they are unique. Deluxe Upholstering Co. Ltd.
☆ 264. WINDOW TREATMENTS: provides the solutions to 101 window decorating problems; illustrates room settings in full color with free color decorating guide. 50c. Kitsch Mfg. Co. of Canada Ltd.
☆ 266. KNECHTEL FURNITURE CATALOGUE showing photographer settings of living, dining and bedroom suites, as well as various tables, cedar chests, cellarettes, etc. Complete details included. Price 25c. Knechtel Furniture Ltd.
☆ 267. GIBBARD OF NAPANEE presents a catalogue with four-color reproductions. MODERN, TRADITIONAL and CANADIAN CASUAL styles. Price 25c.
269. EXCLUSIVE STYLES custom-built by Flexsteel This booklet shows actual photos of upholstered furniture in modern, contemporary, and traditional designs. Flexsteel Industries Ltd.
270. FLEXALUM SUGGESTS DECORATING IDEAS: to make your home more beautiful with Venetian blinds. Colorfully illustrated for modern or traditional window treatment. Hunter-Douglas Ltd.
271. HOW TO USE REFLECTION: this little book has been prepared to SUGGEST new ideas to you. Shows you how to harmonize with right kind of mirror. Pilkington Glass Ltd.
272. KROEHLER PLUS-BUILT CUSHIONED FURNITURE. This booklet gives facts about the under-construction lifetime features especially designed with built-in strength. Kroehler Mfg. Co. Ltd.
☆ 273. RED SEAL CEDAR CHESTS and HONDERICH OCCASIONAL AND DINING FURNITURE: illustrations and descriptions of a wide variety of designs. Price 10c. Honderich Furniture Co. Ltd.
274. CAPTAIN MORGAN PRINTS — a series of colorful, dramatic prints depicting the 17th Century struggle in the Caribbean. Suitable for framing, ideal for den or recreation room. Captain Morgan Rum Distillers.
275. THE SEAGRAM COLLECTION: color reproductions suitable for framing. Beautiful Canadian scenes painted by Canadian artists for the Seagram collection. The House of Seagram.
☆ 276. MODERNFOLD HOME FURNISHINGS & HOME BUILDING IDEAS: colorful booklets showing folding doors as shower doors, closet doors, movable wall for privacy when you want it, etc. Available in a wide choice of colors. Price 25c. New Castle Products (Canada) Ltd.
277. IMPERIAL LOYALIST: booklet shows furniture in Early Canadian styling. Imperial Furniture Mfg. Co. Ltd.
278. SAMPLER COLLECTION: booklet shows furniture styling combining Contemporary design with Early Colonial. Imperial Furniture Mfg. Co. Ltd.
280. 5-C-A-L-A LINE dining, living and bedroom furniture, plus occasional pieces shown in free pamphlet. Imperial Furniture Mfg. Co. Ltd.
282. THE REFLECTION OF BEAUTY as seen in Peacock plate glass mirrors. Informative booklet describes and illustrates tricks in mirror placement to glamorize any room, plus practical applications in industrial buildings. Canadian Pittsburgh Industries Ltd.

DON'T THROW MONEY AWAY. Whenever you clip out the coupon below, to send in for any of the useful pamphlets listed in Information Desk, don't forget to fill in name and address at bottom of coupon. Readers sometimes do, even when enclosing money for pamphlets for which there is a small charge. Most pamphlets are free—but please also be sure you do enclose the correct amount when money is required. You'll avoid throwing money away — and I can keep my books balanced! — Dora Gregg.

## *Please send these booklets*

INFORMATION DESK, CANADIAN HOMES

*481 University Avenue, Toronto 2, Canada*

NOVEMBER, 1960

| | | | | | | | | | | | | | | |
|---|---|---|---|---|---|---|---|---|---|---|---|---|---|---|
| 1 | 2 | 3 | 4 | 5 | 6 | 7 | 8 | 9 | 10 | 11 | 12 | 13 | 14 | 15 |
| 16 | 17 | 18 | 19 | 20 | 21 | 22 | 23 | 24 | 25 | 26 | 27 | 28 | 29 | 30 |
| 31 | 32 | 33 | 34 | **35** | **36** | 37 | 38 | 39 | 40 | 41 | 42 | **43** | 44 | 45 |
| 46 | 47 | 48 | 49 | 50 | 51 | 52 | 53 | 54 | 55 | 56 | 57 | 58 | 59 | 60 |
| 61 | **62** | 63 | 64 | 65 | 66 | 67 | 68 | 69 | 70 | **71** | 72 | 73 | 74 | 75 |
| 76 | 77 | 78 | 79 | 80 | 81 | 82 | 83 | 84 | 85 | 86 | 87 | **88** | **89** | **90** |
| 91 | 92 | 93 | 94 | 95 | **96** | 97 | 98 | 99 | 100 | 101 | **102** | 103 | 104 | 105 |
| 106 | 107 | 108 | 109 | 110 | 111 | 112 | 113 | 114 | **115** | 116 | 117 | 118 | 119 | **120** |
| **121** | **122** | 123 | 124 | 125 | 126 | 127 | 128 | 129 | 130 | 131 | 132 | 133 | 134 | **135** |
| 136 | 137 | 138 | 139 | 140 | **141** | 142 | **143** | 144 | **145** | 146 | 147 | **148** | 149 | 150 |
| 151 | 152 | **153** | **154** | 155 | 156 | 157 | 158 | **159** | **160** | **161** | **162** | 163 | 164 | 165 |
| 166 | 167 | **168** | 169 | 170 | 171 | 172 | 173 | 174 | 175 | 176 | 177 | 178 | 179 | 180 |
| 181 | 182 | 183 | 184 | 185 | 186 | 187 | **188** | 189 | 190 | 191 | **192** | 193 | 194 | **195** |
| 196 | **197** | **198** | 199 | 200 | 201 | **202** | 203 | 204 | 205 | **206** | 207 | 208 | 209 | 210 |
| 211 | **212** | 213 | **214** | 215 | 216 | 217 | 218 | 219 | 220 | 221 | 222 | 223 | 224 | 225 |
| 226 | 227 | 228 | 229 | 230 | 231 | 232 | 233 | 234 | 235 | **236** | 237 | 238 | **239** | 240 |
| 241 | 242 | 243 | **244** | 245 | 246 | 247 | **248** | **249** | 250 | 251 | 252 | 253 | 254 | 255 |
| 256 | 257 | 258 | 259 | 260 | **261** | 262 | 263 | **264** | **265** | **266** | **267** | 268 | 269 | 270 |
| 271 | 272 | **273** | 274 | 275 | **276** | 277 | 278 | 279 | 280 | **281** | 282 | **283** | 284 | 285 |
| 286 | 287 | 288 | 289 | 290 | 291 | 292 | 293 | **294** | **295** | 296 | 297 | 298 | 299 | 300 |
| 301 | 302 | 303 | **304** | 305 | 306 | 307 | 308 | 309 | 310 | **311** | 312 | 313 | **314** | 315 |
| **316** | **317** | **318** | 319 | 320 | 321 | **322** | 323 | 324 | 325 | **326** | **327** | 328 | 329 | 330 |
| 331 | 332 | 333 | 334 | 335 | 336 | 337 | 338 | 339 | 340 | 341 | 342 | 343 | 344 | 345 |
| 346 | 347 | 348 | 349 | 350 | 351 | 352 | 353 | 354 | 355 | 356 | 357 | 358 | 359 | 360 |
| 361 | 362 | 363 | 364 | 365 | 366 | 367 | 368 | 369 | 370 | 371 | 372 | **373** | 374 | 375 |
| 376 | 377 | 378 | 379 | 380 | 381 | 382 | 383 | 384 | 385 | 386 | **387** | 388 | **389** | 390 |
| 391 | 392 | 393 | 394 | 395 | 396 | 397 | 398 | 399 | 400 | **401** | 402 | 403 | 404 | **405** |
| 406 | 407 | **408** | 409 | **410** | **411** | 412 | 413 | 414 | **415** | 416 | 417 | 418 | 419 | 420 |
| 421 | 422 | 423 | 424 | 425 | 426 | 427 | 428 | 429 | 430 | 431 | 432 | 433 | 434 | 435 |
| 436 | 437 | 438 | 439 | 440 | 441 | 442 | 443 | 444 | 445 | 446 | 447 | 448 | 449 | 450 |
| 451 | 452 | 453 | 454 | 455 | 456 | 457 | 458 | 459 | 460 | 461 | 462 | 463 | 464 | **465** |
| 466 | 467 | 468 | **469** | 470 | **471** | 472 | 473 | 474 | 475 | 476 | 477 | 478 | 479 | 480 |
| 481 | 482 | 483 | 484 | 485 | 486 | 487 | 488 | 489 | 490 | 491 | 492 | 493 | 494 | 495 |
| 496 | 497 | 498 | 499 | 500 | 501 | 502 | 503 | 504 | 505 | 506 | 507 | 508 | 509 | 510 |
| 511 | 512 | 513 | 514 | 515 | 516 | 517 | 518 | 519 | 520 | 521 | 522 | 523 | **524** | 525 |
| 526 | 527 | 528 | 529 | 530 | 531 | 532 | 533 | 534 | 535 | 536 | 537 | **538** | 539 | 540 |
| 541 | 542 | 543 | 544 | 545 | 546 | 547 | 548 | 549 | 550 | **551** | 552 | **553** | | |

Note: Payment required for items numbered in heavy type

Please send me the booklets I have circled above. I enclose .....

NAME

ADDRESS

CITY OR TOWN Prov.

(PLEASE PRINT — and note that this coupon good until May 1, 1961)

## Gardens and Gardening

293. DE JAGER HOLLAND BULBS: illustrated catalogue. Specializing in Begonias, Dahlias, Lilies, Gladiolus, Tulips, Daffodils, Hyacinths, Amaryllis, Miscellaneous bulbs & Roses. P. de Jager & Sons (Canada).
☆ 295. HOW TO GIVE A BIG TREE THE CARE IT DESERVES, by Lois Wilson. A rewarding pamphlet telling the jobs you can do and those for the experts—giving you a lifetime of luxurious shade. Reprinted from Canadian Homes & Gardens. Price 15c. CH PLANS SERVICE.
297. QUALITY GARDEN SEEDS: this illustrated catalogue contains information on the growing of flowers and vegetables. Stokes Seeds Ltd.
298. FARM & GARDEN EQUIPMENT: illustrated literature on the M. E. Rotary Tillers, Bolens line of walking and riding garden tractors, Bolens line of power lawn mowers, and the Suburban John Bean line of small sprayers. Farmers Supply and Equipment Ltd.
300. TORO POWER MOWERS: illustrated pamphlets describing the different types of power mowers. F. Manley & Sons Ltd.
301. 1960 CATALOGUE: complete information on evergreens, shrubs, vines, trees, roses, perennials, water lilies, etc.; include planting instructions. Sheridan Nurseries Ltd.
303. ORLYT ENGLISH GREENHOUSES: illustrations and specifications of the different types of greenhouses. Lord and Burnham Co. Ltd.
☆ 304. HOW TO GROW HOUSE PLANTS: Esther C. Grayson provides a concise and practical guide for those who like to grow plants in the home. $1. Hydroponic Chemical Co. Inc.
305. CHOREMASTER: uses special features, specifications with illustrations of this year-round garden tractor. Cochrane-Dunlop Hardware Ltd.
306. BULB CATALOGUE: specializing in rare and unusual bulbs, also plants, seeds and garden accessories. Garden Guild.
307. HOW TO TRIM YOUR SHRUBS: information on how and when to trim deciduous hedges, trimming chart for hedges and shrubs included. Sunbeam Corp. of Canada Ltd.
309. MAXWELL POWER MOWERS for 1960: Illustrated pamphlet gives all details and specifications to help you choose the right mower for your lawn. Maxwell Limited.
☆ 311. HOW TO GROW AFRICAN VIOLETS: by Esther Grayson. A complete and practical guide useful to both the beginner and expert. Many photo-reproductions. Price $1.00. Hydroponic Chemical Co. Ltd.
312. SPRING PLANTING CHART plus rules and information on the gardening of bulbs. Assoc. Bulb Growers of Holland.
313. "THE STORY OF CAPTAN" the penicillin of the Plant world and "HOW TO GROW BEAUTIFUL LAWNS THE EASY WAY"—two interesting booklets. Wilson Laboratories Ltd.
☆ 314. THE CANADIAN GARDENERS' GUIDE: 122 pages of basic scientific facts of gardening. Price $1.50. Swift Canadian Co. Ltd.
☆ 317. ORTHO'S 1961 LAWN & GARDEN BOOK for both the amateur and the experienced gardener. 42 pages of design suggestions for the garden and patio with helpful information on garden care. Price 25c. Ortho Agricultural Chemicals Ltd.
☆ 318. HOW TO LURE WILD BIRDS TO YOUR GARDEN: This Canadian Homes reprint offers tips on foods, trees and shrubs, nesting sites and feeders which attract birds. Price 25c. CH Plans Service.
319. PORTER-CABLE YARD MASTER: available in rotary and reel type models. Pamphlet illustrates, describes and gives specifications of this rider lawn mower. Porter-Cable Machine Co.
320. DOUGLAS SEED CATALOGUE: giving indexed list of vegetable, flower and lawn grass seeds, gladiolus, dahlias, lilies, etc. complete with prices. Douglas Seed Co. Ltd.
321. TRUE TEMPER GARDEN TOOLS: illustrated brochure describing the garden tools you need, and how to choose them. Welland Vale Mfg. Co. Ltd.
323. SPECIALISTS IN FINE FLOWER & VEGETABLE SEEDS: Catalogue lists wide variety of garden items — seeds, fertilizers, insecticides, garden tools and equipment. Geo. Keith & Sons Ltd.
324. NIAGARA BRAND DUST & SPRAY GUIDE: gives full instructions on the use of insecticides and fungicides in the control of many insects and diseases on flowers, ornamental shrubs, lawns, fruits and vegetables. Niagara Brand Chemicals.
325. NIAGARA BRAND GUIDE FOR WEED CONTROL: chart gives details for use of herbicides on lawns and driveways, chickweed-cloverkill, crabgrass, poison ivy, ragweed, waste areas, etc. Niagara Brand Chemicals.
☆ 326. OUTSTANDING IRIS CATALOGUE with almost 100 color plates. Features 2-season Iris, blooming in spring, and again in summer and fall. Also certificate for new Iris free with first order. Price 25c. Rainbow Hybridizing Gardens.
☆ 327. SEVEN GREEN PLANTS YOU CAN GROW INDOORS and how to look after these popular house plants. Price 15c. CH Plans Service.

## Heating and Air Conditioning

340. PLAN YOUR HEATING IN ADVANCE: describes hot water heating in detail. Applicable to coal, oil, gas. Canadian Institute of Plumbing & Heating.
341. CLARE-HECLA FURNACE: descriptive literature contains full details on the wide range of Clare-Hecla modern, warm air furnaces in gas, oil and solid fuel models. Clare Brothers Ltd.
343. THE OLD FASHIONED FRANKLIN: today's cottage fireplace has the appearance of a cozy open hearth, but requires no brickwork other than the chimney already installed. Lunenburg Foundry & Engineers Ltd.
344. HOW TO SELECT YOUR HEATING SYSTEM: Illustrated booklet giving you important facts and information to enable you to select a heating system for your home. Lennox Industries (Canada) Ltd.
347. GUIDE TO BETTER HOUSEWARMING: to enable the layman to evaluate a forced warm-air heating system — from the basic three parts, furnace, ductwork and chimney to the type of fuel and operational tips. American Standard Products (Canada) Ltd.
349. TRIMLINE RADI-VECTOR: complete information on the installation, pipe sizing, construction, etc., of this baseboard radiation. Vapor Heating (Canada) Ltd.
350. TWELVE PLANS FOR HOME HEATING: different condition mean a different type of heating system — this booklet is designed to help you select the correct system for your home. Iron Fireman Mfg. Co. of Canada Ltd.
351. FIRE-CHIEF SAFETY CHIMNEYS, all with stainless-steel flue safety liners. New, colorful jumbo folder showing complete line available FREE from KeepRite Products Ltd.
352. ANACONDA COPPER TUBES FOR RADIANT HEATING: information and illustrations with assembly suggestions. Anaconda American Brass Ltd.
353. THE ELECTROHOME HUMIDAIRE PROTECTS YOU from the dangers of dry air. Three furniture-styled models to choose from. Free holder with complete details. Dominion Electrohome Industries Ltd.
355. THE ACORN FIREPLACE: this award winning fireplace requires no special brickwork, burns wood or coal, suited to homes, cottages and recreation rooms. Available in a wide choice of models. Stuart Enamelled Products Ltd.
356. HOW TO GET THE MOST FROM YOUR HEATING SYSTEM: a special 12-page report prepared by Honeywell Controls Ltd. in the interests of better home heating and cooling.
357. MILADY'S CLIMATE: informative booklet explains the meaning of year-round air conditioning, its advantages and operating costs. Honeywell Controls Ltd.
358. BEAUTIFUL, MODERN SPACE HEATERS fully illustrated and described in the Clare Convexionaire literature. New, heat-saving, frontal discharge fully explained. Clare Brothers Ltd.

## Helpful Hints

366. IT WILL LAST LONGER WHEN IT'S PROTECTED WITH CANLIN LINSEED OIL: Learn how you can bring out the rich natural beauty of wood finishes with Boiled Linseed Oil as well as a host of other household uses. Canada Linseed Oil Mills Ltd.
367. AN ORTHOPEDIC SURGEON LOOKS AT YOUR BEDDING: authoritative facts on innerspring and foam rubber bedding. Sealy Mattress Co.
368. MONEY-SAVING FACTS FOR CAR OWNERS: 96 pages of practical tips on car care and driving. Allstate Insurance Co.
369. OXYGEN BLEACHING for all washing methods: described in free booklet, as well as suggestions on the proper bleach to use in Automatic washers. Harold Schafer Ltd.
370. GOOD HOUSEKEEPING HINTS: giving household tips on how to save steps in the kitchen, rout those moths, remove stains, cooking pointers, care of house plants, etc. Duraclean Company.
374. "MORE MILEAGE FOR YOUR MONEY" — a detailed booklet outlining how to get more road miles per gallon of gasoline from your automobile. American Motors (Canada) Ltd.
375. RELAX-A-CIZOR: pamphlets illustrating this electronic exerciser as an effortless way to reduce unwanted bulges, in the privacy of your own home. Relax-A-Cizor.
376. ZESTFUL LIVING with Cyclo Massage health appliances by Niagara, a clinically proven force for physical fitness. Illustrated in lounge chairs, sofas, etc. or portable types for home, office or car. Niagara Therapy Mfg. Corp.
377. SEPTO-BAC FOR SEPTIC TANKS: Information on causes of faulty septic systems, and necessary requirements for successful operation. Free sample. Tilley's Limited.
378. SPORTS-TIPS FOR TEEN-AGERS and WHAT YOU SHOULD KNOW ABOUT SCHOOL BOARDS: two interesting booklets for the community-conscious citizen. Sun Life Assurance Co. of Canada.

## Hi-Fi, Radio and TV

385. ELECTROHOME 10 LESSON COURSE IN Hi-Fi Application. 24 pages, translating the meaning and the means of Hi-Fi in terms understandable to all. Also pointers on how to choose the right unit for your home. Dominion Electrohome Industries Ltd.
386. THE HAMMOND CHORD ORGAN: free booklet illustrating and explaining each component of this home instrument, also giving dimensions of organ, finishes, and designs for decor. Hammond Organ Company.
☆ 387. THE LOW-DOWN ON THE HI-FI: What it's all about, how to get the best in sound and looks, ideas for building sets and cabinets. Reprinted from CH&G, March '58 issue. Price 25c. CH Plans Service.
☆ 389. THE HOW AND WHY OF HIGH FIDELITY: designed on a guide book and road map for installation of a home music system. Fully illustrated. Price 25c. Daystrom Limited.
390. "FIFTEEN MINUTES TO STEREO": a basic guide explaining stereo high fidelity to help you choose your stereo system intelligently. Canadian General Electric Co.

## Home Workshop

400. DISSTON SAW, TOOL & FILE MANUAL: describes some of the more important tools used by the craftsman, how to use them to best advantage and how to care for them. H. K. Porter Co. (Canada) Ltd.
402. FINE TOOLS: complete descriptions with illustrations of the different electric tools used in buildings, woodworking, and maintenance. Porter-Cable Machine Co.
403. CUMMINS POWER TOOLS CATALOGUE of portable electric tools. Designed for professionals, priced for everyone. John Oster Mfg. Co.
404. SHOPSMITH MARK 5: a modern power tool specifically designed to provide a complete home workshop. A circular saw lathe disc sander; vertical drill press and horizontal drill press all in one compact unit. Yuba Power Products Inc.
406. POWER SHOP: 20 pages show complete details of the more than 100 different operations of the De Walt Power Shop and all accessories. Price List.
407. SUNBEAM DRILLMASTER: Booklet explaining its operation, care and use. Gives list of accessories that will enable you to drill, sand, grind, buff, etc. Sunbeam Corp. (Can.) Ltd.
☆ 408. BASEMENT COLD ROOM: this sheet gives materials, specifications and instructions for building a basement cold room. 10c. CH Plans Service.
☆ 410. HANDY TIPS FOR HANDY MEN: ideas for the home mechanic some of which apply to the use of electrical tools, practical hints, short-cuts. 25c. Black and Decker Mfg. Co.
☆ 411. BLUEPRINTS & SPECIFICATIONS for making Ironing-Sewing Nook and Workbench Sports Centre in basement. Price 10c. The Reardon Company Ltd.
412. WHAT TO LOOK FOR WHEN YOU BUY POWER TOOLS: information, helpful guide concerning power tools, their use, application, etc. How to set up a home workshop and the space requirements for it. Yuba Power Products Inc.
413. BEAVER POWER TOOLS: Complete Beaver range of precision-built power tools, as well as the free wood-working plans available for Wall Desk, Lazy Susan Work Bench, etc. Rockwell Mfg. Co. of Canada Ltd.
414. CHAIN SAWS for camp and cottage repairs, dock building and cutting your own firewood. Pioneer Saws Ltd.
☆ 415. HERE'S HOW PLANS for six handyman projects previously published in CH&G. Child's clothes stand, Toy boat, Convertible truck, Magazine rack, Child's shoe stand, and Rocking horse. Six for 25c. Printed on sturdy yellow folders. CH Plans Service.

## Insulation

431. INSULATION FOR NEW CONSTRUCTION: interesting brochure describes Spintex Rock Wool Batt Insulation. Canadian Johns-Manville Co. Ltd.
432. INSULATION FOR EXISTING HOMES: diagrams and text explain "blown" Spintex Insulation for existing homes. Canadian Johns-Manville Co. Ltd.
433. SAVE HEATING DOLLARS: if you're building, fuel costs can be saved with Red Top mineral wool—if you have built, Red Top granulated wool can solve your problem. Canadian Gypsum Co. Ltd.
434. INSULATE YOUR HOME: illustrated pamphlet on why you should use it, etc. Fiberglas Canada Ltd.

## Miscellaneous

444. "RIDE THE MAGIC CARPET" booklet showing actual pages and pictures from the "BOOK OF KNOWLEDGE" the Children's Encyclopedia, designed to stimulate a younster's mind and develop a love of reading. The Grolier Society Ltd.
445. 1960 WORLD BOOK ENCYCLOPEDIA: revised and up-to-date information, with many exclusive features. Colorful brochure gives details. The World Book Encyclopedia.
446. YOUR HEART: how modern knowledge and methods of diagnosing heart disturbances can give people the best chance for a full, happy and lengthy life despite heart trouble. Metropolitan Life Insurance Co.
447. AVIATION AND YOUR FUTURE: information on varied fields of endeavor—air crew, ground crew, registered nurses and dietitians is provided in interesting pamphlets. Royal Canadian Air Force.
449. "Latest Information About 'TERYLENE' ": a portfolio including pertinent facts about 'Terylene' polyester fibre in its many end uses, i.e., curtains, comforters, lingerie, dresses, skirts, suits, children's wear, etc. Canadian Industries Ltd.
450. THESE MEN THEY CALL KNIGHTS: inception, growth, purpose and structure of the Order of The Knights of Columbus described in free booklet. Knights of Columbus.
452. WHAT DO YOU WANT TO KNOW ABOUT FIBRES? YARN? FABRICS? Information on clothes, etc., made of blended fibres. Acetate, Celaperm acetate, Fortisan, and Arnel triacetate fully explained. Canadian Chemical & Cellulose Co. Ltd.
453. "I LEARNED TO HEAR AGAIN": tells the experience of one who mastered the principles of sound discrimination to enjoy near-normal hearing again. Zenith Radio Corporation.
455. ADVENTURES IN INTERIOR DESIGN & DECORATION: 24-page booklet offers comprehensive home study course in interior decorating, and outlines opportunities in this field of endeavor. Chicago School of Interior Design.
456. MAKE-UP HINTS: Illustrations how to apply essentials — cleanse, refresh, smooth. Elizabeth Arden Ltd.
457. IT'S NATURAL, IT'S NORMAL: This little booklet explains the purpose of menstruation and protective aids available to help you enjoy living every day of every month. Canadian Tampax Corp. Ltd.

## Paint and Decorate

464. PLANNED PROTECTION: an informative booklet on wood preservation. Also bulletins on the preparation and preservation of plywood, log siding, bevel siding and peeled logs for log cabins. Osmose Wood Preserving Co. of Canada Ltd.
☆ 465. MOORE BEAUTY, COLOR & LIVING FOR YOUR HOME: Colorful illustrations and informative decorating tips and trends for the interior, as well as exterior treatment of your home. Price 25c. Benjamin Moore Paints.
466. RESURFO, now in paste or powder formulae. 6-page pamphlet tells how to repair cracked or broken plaster, wood, brick, tile, concrete, wall-board, metal, canvas. The Reardon Company Ltd.
468. DRAMEX TEXTURE FINISH: 8-page pamphlet giving complete instructions on redecorating your home without replastering. Includes color card and design guide. The Reardon Company Ltd.
☆ 469. COLOR — FOR "HARMONIOUS LIVING": 32-page four-color Color Planning guide for every room in the house plus exterior treatments. Price 10c. Pratt & Lambert Inc.
☆ 471. MR. & MRS. COLORS FOR '60: pamphlet of colorful illustrations showing 16 colors keyed to go with the furniture, fabrics, carpet, etc. Price 10c. Imperial Flo-Glaze Paints Ltd.

## Pipes and Plumbing

488. SOFT WATER: two pamphlets describing the Culligan service and how it operates. Culligan Soft Water.
489. "HOW TO SELECT YOUR WATER SYSTEM" —outlining the necessary steps to save time and money. Also "Invitation to More Leisure" through the use of soft water. Pumps & Softeners Ltd.
491. STERASYL FILTERED WATER: Tells how to obtain pure water for industrial and domestic use from any polluted source by the use of Sterasyl self-sterilising filters. Illustrated. Stuart Enamelled Products.
492. PUMPS FOR ALL PURPOSES: Dependable water supply for home and cottage. Convertible from shallow to deep well operation. S. A. Armstrong Ltd.

## Property Management

497. CANADIAN GOVERNMENT ANNUITIES booklet designed to give you comfort and security in your old age. Government of Canada.
498. CANADIAN TAX INFORMATION: free pamphlet designed to supply essential information on Canadian income tax, gift tax and succession duty provisions, for the proper solution of estate problems. New York Life Insurance Co.
499. WHAT'S IN THE BANK FOR YOU? Only you can tell. Your needs will not be your neighbor's. Our aim is to provide all the Bank services your needs call for. The Toronto-Dominion Bank.
500. "THE AFFAIRS OF . . . . .": a Bank of Nova Scotia booklet which every householder should have. If for any reason you are unable to act for yourself, it provides a record of whom to see and where to look. No personal information need be given.
501. CHOOSING YOUR HOME: 147 things to consider when buying a home. The Prudential Insurance Co.
502. POCKET GUIDE FOR FAMILY SPENDING. This pocket chart is designed to help you plan your spending to give freedom from financial care. The Bank of Nova Scotia.

## Windows, Doors

516. BERRY FLOAT AWAY DOORS: pamphlet shows how they save space and eliminate walls, by filling any width opening. Available with louvers. Berry Door Co. Ltd.
517. BERRY ALL-STEEL GARAGE DOORS fully illustrated in pamphlet. Easy to install, available in track or canopy style. Berry Door Co. Ltd.
518. ANDERSEN WINDOWALLS: 32 ideas for window beauty to help you choose windows that are best for your home. Andersen Corporation.
519. "PIERSON" FULL VISION NO-DRAUGHT SASHLESS WINDOW: single and double glazed. Complete literature describing sizes and installation details of these extra-light windows. Celwood Industries Ltd.
520. WINDOWS: FlexSolair awning type, Solar wall type. Weatherproof vertical slide, Twin-Lock kitchen, awning type and Easy Vent combination storms and screens completely illustrated and described. A. S. Nicholson & Son Ltd.
☆ 524. STORM WINDOW PHOTO MAGAZINE: illustrated with actual photos, on how the proper fitting storm-screen windows seal out weather, dust and dirt, reduce traffic noise, etc. 10c Alsco Products of Canada Ltd.
525. TWINDOW BUILT-IN INSULATION: details on this double-window pane. Can. Pittsburgh Industries Ltd.
526. "NICHOLSON HORIZONTAL SLIDING 'SLIDE BY' WINDOW": Folder describes modern design, weather-tightness and noiseless finger-touch operation of new wood window. A. S. Nicholson & Son Ltd.
528. CELWOOD FOLDING DOORS: Four color brochure illustrating this solid wood folding door in natural wood — mahogany, Sitka spruce, western red cedar, yellow cedar and special finishes to suit individual taste. Celwood Industries Ltd.
531. GLIDE-WIDE ALL-STEEL FOLDING DOORS —now louvred or plain—features space saving efficiency, quick easy installation. Free colorful jumbo folder from KeepRite Products Ltd.
532. KWIK-FIT STEEL DOOR FRAMES: knock down frame features precision installing in less than 3 minutes. Free colorful jumbo folder from KeepRite Products Ltd.
533. PELLA WOOD CASEMENT, MULTI-PURPOSE & TWIN-LITE WINDOWS: two booklets fully illustrating these functional windows, giving complete specifications, typical window groupings, applications, etc. Rolscreen Company.
534. PELLA WOOD FOLDING DOORS: colorful folder showing how these doors function in today's trends of family life. Available in natural wood veneers or select for the finishing of your choice. Rolscreen Company.
535. NEW FIBRE GLASS PERMASCREEN for windows, porches, patios, and breezeways. Pamphlet gives details of weather resistance, strength, stability, and ease of handling. Also illustrated easy installation methods. Bay Mills Limited.

## Leisure and Pleasure

537. AND AWAY WE GO! read all about the Paceships — for 1960 — special construction features and specifications in this free pamphlet. Paceships Limited.
539. JAGUAR: Booklets showing and explaining the complete Jaguar line with special emphasis on the new XK150 Models. Jaguar Car (Canada) Ltd.
540. EVINRUDE MAKES OUTDOOR MOTOR HISTORY: 20-page four-color catalogue shows complete range of outboard motors for carefree boating enjoyment. Evinrude Motors.
541. JOHNSON SEA-HORSES. A new world of fun with outboard motors. 28-page four-color catalogue of the latest models. Johnson Motors.
542. GLASTRON BOATS FOR 1960: free pamphlet illustrating and giving specifications of the different models. Glastron of Canada Ltd.
543. MARY MAXIM SWEATER DESIGNS: new catalogue of original knitting designs for all the family, including 16 new designs, shown in full color.
546. LET'S TALK ABOUT CARS: booklet illustrates how a car is put together, and the basic parts of the engine. Full color pictures of GM cars for 1960 built in Canada. General Motors of Canada Ltd.
547. 1960 BOAT CATALOGUE and marine accessories, complete with prices, illustrations, specifications, etc. The Peterborough Canoe Co. Ltd.
549. 1960 SCOTT OUTBOARD MOTOR GUIDE 24-page booklet designed to help you choose the right motor for your needs and your boat. Full-color photos of different models in action with complete details and specifications. McCulloch of Canada Ltd.
550. LONE STAR CAREFREEDOM FLEET FOR '60 complete outboard buying guide for 123 fiberglass and aluminum boats and 9 trailers.
☆ 551. COLOR PHOTOGRAPHY: illustrated booklet "Color Fun" gives information on how you can take better color slides. Explains exposures, light techniques, film, etc. Price 50c. Ansco of Canada Ltd.
552. CITATION TRAVEL TRAILER brochure describes, illustrates and gives complete specifications of this holiday home on wheels. 20th Century Mobile Homes Ltd.
☆ 553. HOW TO HAVE MORE BOATING FUN: CH's Guidebook No. 9. 16 pages on being a boating enthusiast, a camping expert, a modern voyageur. Price 25c. CH Plans Service.








# Live it UP by living DOWN

### Lord Chumley says: "Build a family fun centre in your basement with PV's personality panels . . . it's easy!"

"It's all the rage today," says Algernon, ninth Lord Chumley, a long-time PV fan, "and why not? Dash it all, what's the use of a dark, dingy basement except to store cricket bats and old rugger togs in? Can't understand a fellah leaving it, really, when he can build a top-hole recreation room with PV's simply magnificent selection of hardboards and plywoods. Hard work? Poppycock! Look at this smashing basement room built in a few weekends by home craftsmen."



"Ever dream of Tonga or Tahiti? Imagine a South Seas setting like this in your basement! Hear the surf? Feel the golden sand? That's PV Shan-Tong plywood on the bar front . . . Drift Wood on the walls. Perfect foil for the rattan furniture, Oriental lanterns and tribal souvenirs, don't you think. All the panelling in this room is either PV hardboard or PV plywood, even the ceiling was built in record time with light, 4' x 4' panels of Coppertone Square-tex. Plan your personality room this Fall with PV panels. Consult your Building Supply Dealer . . . he'll help you with plans and advice. And remember, you can finance the entire job with a Home Improvement loan at extremely low interest . . . act today!



PV Drift Wood — etched, planked plywood

PV Ranch Wall — planked prime-stained plywood

PV Pioneerply — knotty, pine plywood

PV Fiesta — etched and grooved plywood,

PV Colonial Board — planked hardboard

Only a few of the wide range of . . . .

PV PLYWOODS and HARDBOARDS

Manufactured by Canadian Forest Products Ltd., Pacific Veneer & Plywood Division, New Westminster, B.C.